

385C FS

Front Shovel



Engine

Engine Model	Cat® C18 Diesel Engine with ACERT™ Technology
Net Power – ISO 9249 at 1,800 rpm	390 kW (530 hp)
Net Power – ISO 14396	401 kW (537 hp)
Gross Power – SAE J1995	412 kW (553 hp)

Weights

Operating Weight with 5.7 m ³ rock bucket, 650 mm shoes	90 600 kg
--	-----------

Drive

Maximum Travel Speed	4.5 km/h
Maximum Drawbar Pull	592 kN

Features

Engine

The Cat® C18 engine features ACERT™ Technology to meet emission regulations with exceptional performance, fuel efficiency, and proven reliability.

Environmentally Responsible Design

Quieter operation, lower emissions, and less fluid disposal will help you meet or exceed regulations and protect the environment.

Undercarriage and Structures

The strength of the undercarriage is a major factor in machine durability. Combined with a tough upper structure, the 385C FS is built to withstand the harshest digging forces.

Hydraulics

Proportional Priority Pressure Compensated (PPPC) system with state-of-the-art electronic control ensures hydraulic system efficiency and productivity.

Front Linkage

The 385C FS offers excellent reach and digging forces. Linkage keeps the bucket parallel to the ground during penetration; the master cylinder maintains a level bucket while raising the boom.

Operator Station

The cab provides improved visibility and comfort. The new full-color monitor features enhanced functionality.

Service and Maintenance

Fast, easy service has been designed in with extended intervals for increased productivity and reduced maintenance costs. Plus Cat dealers offer a wide range of services to maximize your machine's performance. Ask for details.

Contents

Engine	3
Environmentally Responsible Design	4
Undercarriage and Structures	5
Hydraulics	6
Front Linkage	7
Operator Station.....	8
Electronic Control System	10
Service and Maintenance	11
Complete Customer Support.....	12
Specifications.....	13
Standard Equipment.....	16
Optional Equipment.....	17



Designed for aggressive digging and fast cycle times, this high-performance loading tool delivers the dependability you need to maximize your productivity.

Developed specifically for high-production mining applications, the 385C Front Shovel delivers high bucket fill factors and fast cycle times to maximize your productivity. It is designed and built to meet the performance and reliability expectations of Cat customers.

Engine

A combination of innovations working at the point of combustion, ACERT Technology optimizes engine performance while meeting emission regulations.

Diesel Engine

The Cat C18, with ACERT Technology, is an 18.1 L, six-cylinder, 390 kW (530 hp) engine with mechanically actuated electronic fuel injection (MEUI) and overhead camshaft. ACERT Technology provides outstanding engine performance through advanced electronic control, precision fuel delivery, and refined air management.

Fuel Consumption

The Advanced Diesel Engine Management (A4) controller uses sensors throughout the engine to manage engine load and performance. The A4 controller is the muscle behind engine responsiveness, self-diagnostics, controlling emissions, and fuel economy.

Fuel System

The MEUI system combines high-pressure injection and electronic control in a single compact unit. The electronic unit injector is an integral part of the C18 fuel system. Computerized electronic control provides precise metering and timing of fuel injection.

Cooling System

High-capacity, side-by-side cooling system allows operation in ambient temperatures up to 52° C. The Electric Power Control (EPC) controls the fan speed based on coolant temperature and hydraulic oil temperature for optimized cooling.

Turbocharger

The C18 engine uses a water-cooled, center-section waste gated turbocharger for improved performance. This turbocharger controls the air volume to the cylinders and works efficiently during low and high load conditions.

Emissions

ACERT Technology is a differentiated technology that reduces emissions at the point of combustion. The technology capitalizes on proven Caterpillar leadership in three core engine systems: fuel, air, and electronics.

Cold Weather Starting Kit

The kit consists of two additional batteries, heavy-duty harness, large capacity starting motor, and the ether starting aid. With this kit, the excavator has the capability to start at -32° C.





Environmentally Responsible Design

Cat machines not only help you build a better world, they help maintain and preserve the environment.

Outstanding Performance

Many features are designed to provide outstanding performance, which can mean more work done in a day, less fuel consumption, and minimal impact on our environment.

Low Exhaust Emissions

The Cat C18 diesel engine utilizes unique ACERT Technology to meet exhaust emissions regulations while assuring optimum fuel efficiency.

Quiet Operation

The hydraulically driven cooling fan is thermostatically controlled so the fan only runs at the speed necessary to maintain correct system operating temperatures. The result is cool, quiet operation with less disturbance to the surrounding environment.

Ozone Protection

To help preserve the earth's ozone layer, the air conditioning unit uses only R-134a refrigerant, which does not contain harmful chlorofluorocarbons (CFC's).

Fewer Leaks and Spills

Engine oil and encapsulated hydraulic oil filters are positioned vertically and are easy to reach to minimize spillage. Service intervals are extended to reduce the times fluids are changed and handled. The new hydraulic oil fine filtration system attachment extends the service interval from 2,000 to 5,000 hours. Compatible with Cat HEES hydraulic bio-oil for ecologically sensitive applications. Finally, the new Cat Extended Life Coolant extends service (up to 6,000 hours) so there is less need for fluid disposal.

Undercarriage and Structures

Durable undercarriage absorbs stresses and provides excellent stability.

Track

New grease-lubricated track called GLT4 comes standard. Track links are assembled and sealed with grease to decrease internal bushing wear, reduce travel noise, and extend service life to lower operating costs.

Track Roller Frame

A longer recoil spring improves durability and service life of the undercarriage; an offset idler increases stability while working over the front of the machine.

Idler Guards and Track Guides

Idler guards and center track guides to maintain track alignment are standard. Optional two-piece full-length track guiding guards are available.

Positive Pin Retention 2 (PPR2)

PPR2 track link is standard. PPR2 is designed to prevent looseness of the track pin in the link, which reduces stress, eliminates pin walking, and increases service life.

Final Drives

The three-stage reduction planetary type final drives function as a compact drive/brake unit that delivers excellent performance and reliability.

Carbody Design

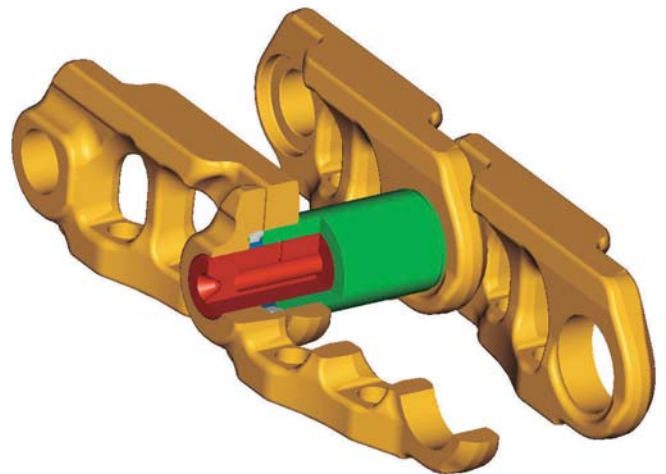
The X-shaped, box-section carbody provides excellent resistance to torsional bending. The upper structure weight and stresses are distributed evenly across the full length of the track roller frame. Robot welding ensures consistent, durable welds.

Travel Motors

Two-speed axial piston hydraulic motors provide drive power. Speed selection is automatic when the high-speed position is selected. Travel motors have internal disk brakes to hold the machine when stationary, and the motors are protected from damage by rigid covers.

Upper Frame

The rugged main frame is designed for maximum durability. Box-section channels improve upper frame rigidity. A new boom foot design transfers load more efficiently with less stress in critical areas. Also, reinforced lift cylinder and swing drive mounts increase structure durability in rock and quarry applications.



Hydraulics

Cat hydraulics deliver power and control to keep material moving at high volume.



Hydraulic System

The hydraulic system includes a three-pump system with an independent swing circuit and a hydraulic circuit utilizing the proven Proportional Priority Pressure Compensated (PPPC) system. Cat electronic control and activation ensures high hydraulic system efficiency and excellent productivity.

PPPC System

The PPPC system provides many advancements. Cylinder speed is directly related to the operator's movement of the joystick from feathering to full speed. Flow to cylinders during multi-functional operation is directly controlled by the operator and is not dependent on loads. Also, the controller reduces pump output to save power when joysticks are in the neutral position.

Power Management Control

The pump valve electronic controller is central to power management control and provides highly efficient control for the pumps, valves, and engine.

Swing Performance

The three-pump system with independent swing gives priority to the swing circuit for strong swing acceleration and easily controlled multi-function operation.

Component Layout

The hydraulic pumps, control valve, and hydraulic tank are close together to minimize piping length. The swing control valve is mounted directly on the swing motor. Main and swing pump suction and discharge lines have large diameters, which combine with the component layout to guarantee high efficiency.

Auxiliary Hydraulics

An auxiliary valve is standard and is used for the bottom dump circuit. It is driven electrically based on commands from the pump valve controller.

Front Linkage Hydraulic System

The hydraulic system for the implement consists of two boom cylinders, a stick cylinder, two bucket cylinders, two bottom dump cylinders, and a master cylinder.

Hydraulic Oil Filtration System

The hydraulic system features six standard filters. These filters improve reliability, extend the life of hydraulic equipment and hydraulic oil, boost performance, and reduce running costs. A fine filtration system is available as an attachment.



Front Linkage

The 385C FS delivers higher production and efficiency to all jobs.

Parallelogram Linkage

The Cat 385C FS Front Shovel features parallelogram-type front linkage with a master cylinder. The linkage automatically keeps the bucket parallel to the ground. This allows excellent penetration, fast loading, and a smooth floor cleanup. The operator can concentrate on the boom and stick rather than bucket adjustments. The master cylinder circuit automatically maintains a level bucket while raising the boom. It aids in bucket positioning both above and below grade, eliminating constant adjustment during the work cycle. The master cylinder arrangement also uses bucket cylinder circuit pressure to increase the boom lifting force.

Boom

The boom is 4.6 m long and features a rigid structure with a number of steel castings. The cast-steel portions are structured into a box to reduce the weight of the boom nose and boom foot.

Stick

The 385C FS offers a 3.4 m long stick. The stick nose and stick foot are made of cast steel. The middle portion has a box structure fabricated with steel plates. The stick cylinder mounting bracket is reinforced from the inside.

Bottom Dump Bucket

The recommended bucket for the 385C FS is a bottom dump bucket. It is designed for strength, performance, and long service life.

Linkage Pin

All pins used in the 385C FS front linkage have thick chrome plating, giving them high wear and corrosion resistance. The diameter of each pin is made as large as possible to smoothly distribute the shear and bending loads associated with the digging and lifting forces.



Operator Station

Designed for simple, easy operation and comfort, the 385C FS allows the operator to focus on production.

Cab Design

The workstation has been designed to be spacious, quiet, and comfortable for the operator, assuring high productivity throughout the entire workday. Switches are conveniently located for easy access. The monitor is located to provide excellent visibility and access.

Seat

The seat provides a variety of adjustments, including fore/aft, height and weight to suit the operator. Also included are adjustable armrests and a retractable seat belt. For additional comfort, a new heated air suspension seat is available as an attachment.

Skylight

An enlarged skylight with sunshade provides excellent visibility and good ventilation.

Hydraulic Activation Control Lever

The hydraulic activation control lever deactivates hydraulic functions during engine startup and prevents unintentional machine operation.

Climate Control

Positive filtered ventilation with a pressurized cab comes standard. Fresh air or recirculated air can be selected with a switch on the left console.

Windows

To maximize visibility, all glass is affixed directly to the cab, eliminating the use of window frames. A choice of fixed or easy-to-open split front windshield meets operator preference and application conditions.

- 50/50 split front windshield allows both upper and lower portions to be stored in an overhead position.
- 70/30 split front windshield stores the upper portion above the operator. The lower front windshield features a rounded design to maximize downward visibility and improves wiper coverage.
- Both openable versions feature a one-touch action release system.
- The fixed front windshield is available in standard-duty laminated glass or high-impact-resistant laminated glass.

Wipers

Parallelogram wiper, including a washer nozzle, is mounted below the cab windshield, optimizing the operator's viewing area and offering continuous and intermittent modes.

Monitor

The compact, full-color monitor has functions to display machine, maintenance, diagnostic, and prognostic information. The angle of the monitor can be adjusted to face the operator and prevent sun glare.

Cab Exterior

The exterior design uses thick steel tubing along the bottom perimeter of the cab, improving the resistance of fatigue and vibration. This design allows the FOGS to be bolted directly to the cab at the factory or as an attachment later, enabling the machine to meet specifications and job site requirements.

Cab Mounts

The cab shell is attached to the frame with viscous rubber cab mounts, which dampen vibrations and sound levels while enhancing operator comfort.

Cab Riser

To provide excellent forward visibility for truck loading and other applications, an 870 mm cab riser is standard on the 385C Front Shovel.



Consoles

Redesigned consoles feature a simple, functional design to reduce operator fatigue, ease of switch operation, and excellent visibility. Both consoles have attached armrests and allow the height of the armrests to be adjusted.

Standard Cab Equipment

To enhance operator comfort and productivity, the cab includes a lighter, drink holder, coat hook, service meter, literature holder, magazine rack, and storage compartment. The cab can be equipped with optional 12 volt converter and up to two 12V-7 amp electrical sockets to provide additional electrical resources.

Machine Security

An optional Machine Security System (MSS) is available from the factory. MSS uses a special Cat key with an embedded electronic chip for controlling unauthorized machine operation.

Product Link

The machine comes Product Link ready from the factory.

Electronic Control System

Managing the engine and hydraulics for maximum performance is simple.



Monitor Display Screen

The monitor is a full-color 400 × 234 pixels Liquid Crystal Display (LCD) graphic display. The Master Caution Lamp blinks ON and OFF when one of the critical conditions below occurs:

- Engine oil pressure low
- Coolant temperature high
- Hydraulic oil temperature high

Under normal conditions or the default condition, the monitor display screen is divided into four areas: clock and throttle dial, gauge, event display, and multi-information display.

Clock and Throttle Dial Display

The clock, throttle dial, and gas station icon with green color are displayed in this area.

Gauge Display

Three analog gauges – fuel level, hydraulic oil temperature, and coolant temperature – are displayed in this area.

Event Display

Machine event information is displayed in this area along with the icon and language.

Multi-information Display

This area is reserved for displaying information that is convenient for the operator. The Cat logo is displayed when no information is available to display.

Operator Gain/Response

This is used to suit the operator's preference or application.

- Quicker for fast response and more production
- Slower for more precision
- Three preset settings with 21 available settings

Electronic Joysticks

Electronic joysticks provide features not possible with hydraulic pilot valves:

- Eliminate pilot lines in cab for quieter operation
- Adjustable gain/response



Service and Maintenance

Fast, easy service has been designed in with extended service intervals, advanced filtration, convenient filter access, and user-friendly electronic diagnostics.

Service Points and Intervals

Service points are centrally located with easy access to facilitate routine maintenance. Service intervals for engine oil and oil and fuel filters extend to 500 hours to reduce maintenance costs.

Oil Sample and Pressure Ports

Oil sample and pressure ports provide easy checking of machine condition and are standard on every machine.

Hydraulic Capsule Filters

The return filters or capsule filters for the hydraulic system are located beside the hydraulic tank. The filter elements are removable without spilling hydraulic oil.

Remote Greasing Block

A concentrated remote greasing block on the boom delivers grease to hard-to-reach locations.

Radial Seal Cleaner

Radial seal main air cleaner with precleaner has a double-layered filter element for more efficient filtration. No tools are required to change the element.

Fuel-Water Separator

The water separator removes water from fuel, even when under pressure, and water level can be monitored in the cab.

Complete Customer Support

Cat dealer services help you operate longer with lower costs.



Machine Selection

Make detailed comparisons of the machines you are considering before you buy. What are the job requirements, machine attachments, and operating hours? What production is needed? Your Cat dealer can provide recommendations.

Purchase

Consider the financing options available as well as day-to-day operating costs. This is also the time to look at dealer services that can be included in the cost of the machine to yield lower equipment owning and operating costs over the long run.

Customer Support Agreements

Cat dealers offer a variety of product support agreements and work with customers to develop a plan the best meets specific needs. These plans can cover the entire machine, including attachments, to help protect the customer's investment.

Operation

Improving operating techniques can boost your profits. Your Cat dealer has videotapes, literature, and other ideas to help you increase productivity, and Caterpillar offers certified operator training classes to help maximize the return on your investment.

Product Support

You will find nearly all parts at our dealer parts counter. Cat dealers utilize a worldwide computer network to find in-stock parts to minimize machine downtime. You can save money with Cat remanufactured components.

Maintenance Services

Repair option programs guarantee the cost of repairs up front. Diagnostic programs such as scheduled oil sampling, coolant sampling, and technical analysis help you avoid unscheduled repairs.

Replacement

Repair, rebuild, or replace? Your Cat dealer can help you evaluate the cost involved so you can make the right choice.

385C FS Front Shovel Specifications

Engine

Engine Model	Cat® C18 Diesel Engine with ACERT™ Technology
Net Power at 1,800 rpm	
ISO 9249	390 kW (530 hp)
EEC 80/1269	390 kW (530 hp)
Net Power – ISO 14396	401 kW (537 hp)
Gross Power – SAE J1995	412 kW (553 hp)
Bore	145 mm
Stroke	183 mm
Displacement	18.1 L

- All engine horsepower (hp) are metric including front page.
- The C18 engine meets Stage IIIA emission requirements.
- Net power advertised is the power available at the flywheel when the engine is equipped with fan, air cleaner, muffler, and alternator.
- No engine derating required below 2300 m altitude.

Drive

Maximum Travel Speed	4.5 km/h
Maximum Drawbar Pull	592 kN

Swing Mechanism

Swing Speed	6.4 rpm
Swing Torque	260 kN·m

Undercarriage

Track Width	
Standard	650 mm
Optional	750 mm
Number of Shoes Each Side	47
Number of Track Rollers Each Side	8
Number of Carrier Rollers Each Side	3

Weights

Operating Weight with 5.7 m ³ rock bucket, 650 mm shoes	90 600 kg
--	-----------

Hydraulic System

Main/Travel	
Circuit	Closed center, load sensing
Pump	Piston, variable
Maximum Flow at Rated Speed	2 × 490 L/min
Relief Valve Setting	
Main	320 bar
Travel	350 bar
Number of Main Pumps	2

Swing	
Circuit	Open center, load sensing
Pump	Piston, variable
Maximum Flow at Rated Speed (total)	450 L/min
Relief Valve Setting	
Accelerating	260 bar
Number of Swing Pumps	1

Pilot	
Circuit	Open center
Pump	Gear
Maximum Flow at Rated Speed	90 L/min
Relief Valve Setting	
Controls	41 bar
Number of Pilot Pumps	1

Cylinders	
Boom	
Bore	180 mm
Stroke	1415 mm
Master	
Bore	152 mm
Stroke	1953 mm
Stick	
Bore	220 mm
Stroke	1855 mm
Bucket	
Bore	178 mm
Stroke	1810 mm
Bottom Dump	
Bore	160 mm
Stroke	275 mm

Service Refill Capacities

Fuel Tank	1240 L
Cooling System	101 L
Engine Oil	65 L
Swing Drive (each)	19 L
Final Drive (each)	21 L
Hydraulic System (including tank)	995 L
Hydraulic Tank	810 L

Cab/FOGS

- Cab/FOGS meets ISO 10262:1998.
- Standard air conditioning system contains environmentally friendly R134a refrigerant.

Sound

Operator Sound

- The operator sound level measured according to the procedures specified in ISO 6394:1998 is 76 dB(A), for cab offered by Caterpillar, when properly installed and maintained and tested with the doors and windows closed.
- Hearing protection may be needed when operating with an open operator station and cab (when not properly maintained or doors/windows open) for extended periods or in noisy environment.

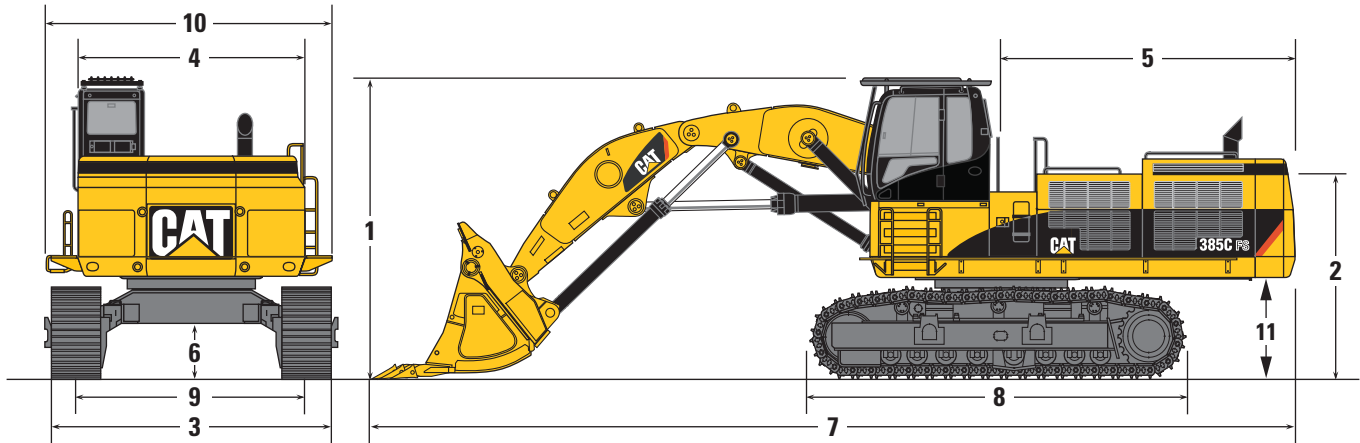
Exterior Sound

- The labeled spectator sound power level measured according to the test procedures and conditions specified in 2000/14/EC is 109 dB(A).

385C FS Front Shovel Specifications

Dimensions

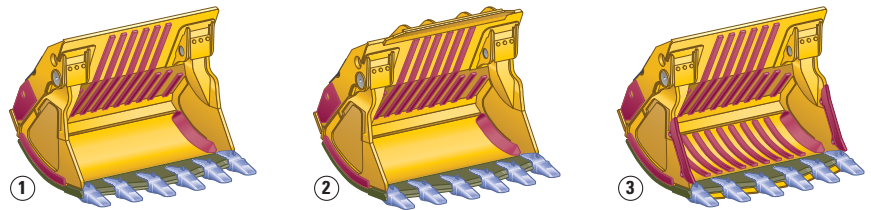
All dimensions are approximate.



Boom	4600 mm	Boom	4600 mm
Stick	3480 mm	Stick	3480 mm
1 Boom Top Height	4500 mm	4 Upper Structure Width	3470 mm
Cab Top Height		5 Tail Swing Radius	4590 mm
with FOPS	4660 mm	6 Minimum Ground Clearance	850 mm
without FOPS	4520 mm	7 Overall Length	14 250 mm
2 Engine Hood Height		Counterweight Removed	13 790 mm
without Handrail	3510 mm	Bucket and Stick Removed	8600 mm
with Handrail	3610 mm	Boom, Bucket and Stick Removed	7460 mm
3 Overall Width (retracted)		8 Track Length	5840 mm
650 mm Shoes	3400 mm	9 Track Gauge Width	
750 mm Shoes	3500 mm	Extended Position	3510 mm
Overall Width (extended)		Retracted Position	2750 mm
650 mm Shoes	4160 mm	10 Width over Walkways	4390 mm
750 mm Shoes	4260 mm	11 Counterweight Clearance	1630 mm

Buckets for K Series™ Tooth System

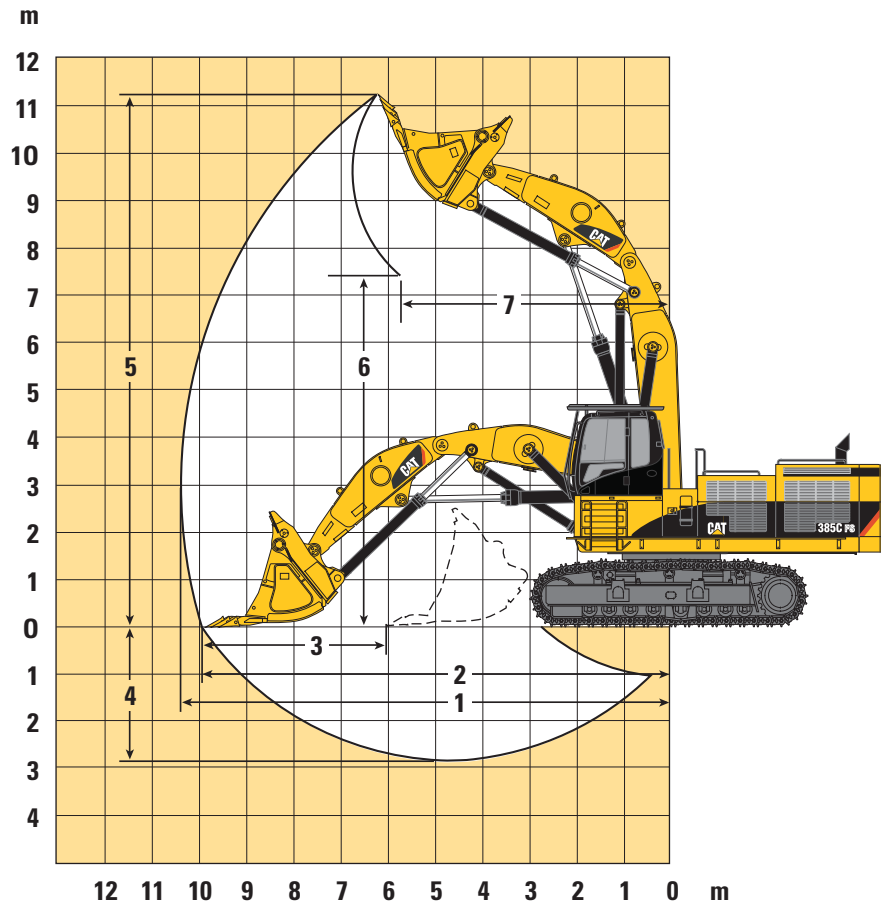
All dimensions are approximate.



	Capacity	Width	Tip Radius	Weight
1 Rock	4.6 m ³	2540 mm	2640 mm	9880 kg
	5.7 m ³	2670 mm	2694 mm	10 400 kg
	6.5 m ³	2670 mm	2894 mm	10 765 kg
2 Rock with Spill Plate	5.7 m ³	2670 mm	2694 mm	10 598 kg
3 Heavy Duty Rock	5.2 m ³	2670 mm	2583 mm	10 650 kg
	5.7 m ³	2670 mm	2694 mm	11 050 kg

Working Ranges

All dimensions are approximate.



	M3.4JB
Stick Length	3480 mm
Boom Length	4600 mm
Rock Bucket	5.2 m³
1 Maximum Reach	10 350 mm
2 Maximum Reach at Ground Level	9900 mm
3 Maximum Level Crowd Distance	3920 mm
4 Maximum Digging Depth	2850 mm
5 Maximum Digging Height	11 260 mm
6 Maximum Dump Height	7430 mm
7 Reach at Maximum Dump Height	5690 mm
Bucket Breakout Force* (ISO)	538 kN
Stick Breakout Force* (ISO)	429 kN

*Forces shown are for 5.2 m³ rock bucket.

385C FS Front Shovel Standard Equipment

Standard equipment may vary. Consult your Cat dealer for details.

Electrical

Alternator – 75 amp
Lights working
 Cab interior
 Cab mounted, two
 Frame mounted
 Storage box mounted, one
Signal/warning horn

Engine/Powertrain

Air filter with precleaner
Automatic engine speed control
Automatic swing parking brake
Automatic travel parking brakes
Cat C18 ATAAC with ACERT Technology,
 altitude capability to 2300 m without derating
Fuel filter
High ambient cooling, 52° C capability
Side-by-side cooling system with separately
 mounted AC condenser and variable
 speed fan
Two speed travel
Water separator, with level indicator,
 for fuel line

Guards

FOGS (Falling Object Guard System)
 including overhead and windshield guards
Heavy duty bottom guards on upper frame
Heavy duty swivel guard on undercarriage
Heavy duty travel motor guards
 on undercarriage
Idler and center section track guiding guards
Quarry application (cylinder guard,
 swing motor and drive guard)

Operator Station

Adjustable armrest
Air conditioner, heater and defroster
 with automatic climate control
Ashtray and 24 volt lighter
Beverage/cup holder
Cab riser 870 mm
Capability to install 2 additional pedals
Coat hook
Console mounted electronic type joysticks
 with adjustable gain and response
Electrical provision for seat heater
EU sound criteria package
Floor mat, washable
High resistant cab window
Instrument panel and gauges with full color
 graphical display, start up level checks
Joystick, thumb wheel modulation joystick for
 use with front shovel bottom dump bucket
Literature compartment
Neutral lever (lock out) for all controls
Positive filtered ventilation, pressurized cab
Rear window, emergency exit
Retractable seat belt 51 mm width
Sliding upper door window
Stationary skylight (polycarbonate)
Storage compartment suitable for lunch box
Sunshade for windshield and skylight
24V radio ready
 (harness, 2 speakers, flexible type antenna)
Travel control pedals
 with removable hand levers
Utility space for magazines
Windshield wipers and washers
 (upper and lower)
Windshield one-piece high impact resistant

Undercarriage

650 mm clipped double grouser shoes,
 standard length, variable gauge
Grease lubricated track GLT 4
Hydraulic track adjusters
Steps – four

Other Standard Equipment

Boom and stick reducing valve
Cat branded XT hoses
Cat batteries
Cat one key security system with locks
 for doors, cab and fuel cap
Cat walks – left side and right side
Cross-roller type swing bearing
Heavy lift mode
High pressure cut off
Hydraulic circuit for bottom dump bucket
Mirrors – left and right
S·O·SSM quick sampling valves
 for engine oil and hydraulic oil
Steel firewall between engine
 and hydraulic pumps
Wiring provisions for Product Link,
 Auto-lube System and lighted beacon

385C FS Front Shovel Optional Equipment

Optional equipment may vary. Consult your Cat dealer for details.

Front Linkage

Boom 4600 mm

Stick 3480 mm

Buckets

(see Buckets for K Series™ Tooth System)

Tips, cutting edge protection segments,
and sidebar protector

Track

Double grouser shoes 750 mm

Guards

Track guiding guards

Two piece full length

Miscellaneous Options

Auto-lubrication device including boom
and stick (not bucket)

Bio-degradable hydraulic oil (saturated,
synthetic ester, 5,000 hours change interval)

Converters, 7 amp – 12V

– One

– Two

Counterweight removed device

Electric refueling pump without shut off

Fast fill engine oil system

Fast fill fuel system

Fine filtration filter

Hydraulic tank shut-off valve

Jump start terminals

Oil quick change system

Radiator screen

Reversible cooling fan

including protective screen

Starting aid for cold weather with ether

Stick lowering control device

Travel alarm with cut off switch

Operator Compartment

Lunch box storage with lid

Machine security system with
programmable keys

Radio

AM/FM radio mounted in right hand
console with antenna and two speakers

Radio ready mounting at rear location
including 24V to 12V converter speakers,
antenna

Seat

Adjustable high-back seat
with mechanical suspension

Adjustable high-back seat
with air suspension

Adjustable high-back heated seat
with air suspension

Straight travel pedal

385C FS Front Shovel

For more complete information on Cat products, dealer services, and industry solutions, visit us on the web at www.cat.com

© 2011 Caterpillar Inc.
All rights reserved

Materials and specifications are subject to change without notice. Featured machines in photos may include additional equipment. See your Cat dealer for available options.

CAT, CATERPILLAR, SAFETY.CAT.COM, their respective logos, "Caterpillar Yellow" and the "Power Edge" trade dress, as well as corporate and product identity used herein, are trademarks of Caterpillar and may not be used without permission.

AEHQ6354 (12-2011)
(Asia Pacific)

