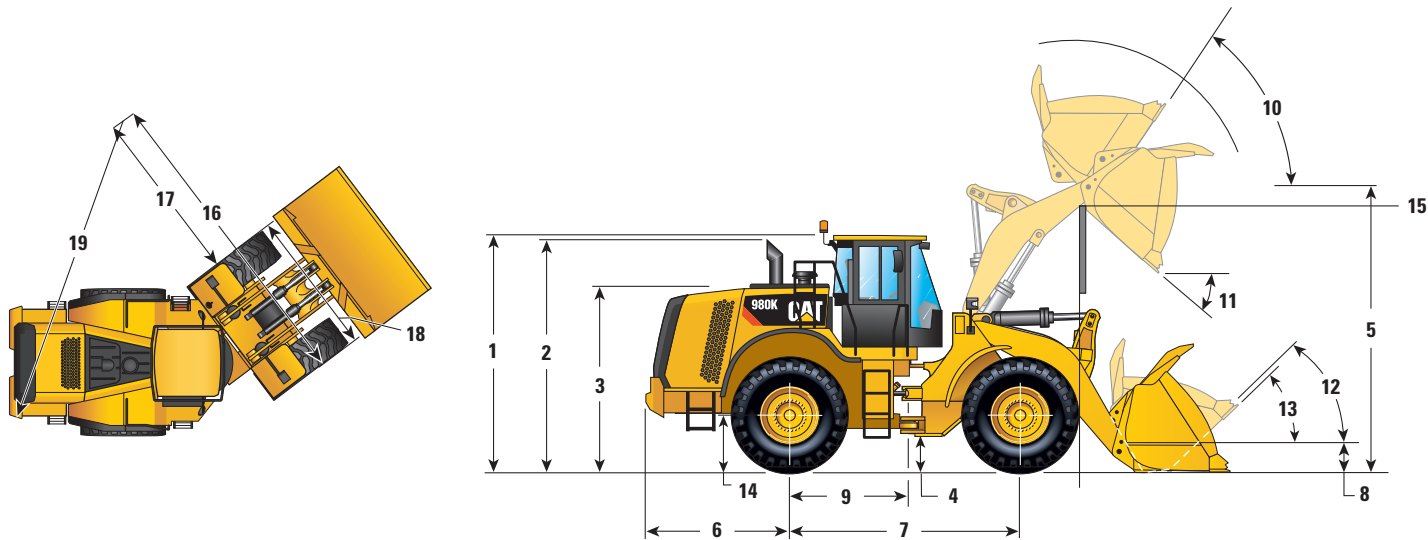


980K Wheel Loader

Dimensions

All dimensions are approximate and based on L4 Michelin 29.5R25 XLDD1 Radial tires.



1 Height to Top of Rops	3809 mm	12'6"
2 Height to Top of Exhaust Pipe	3737 mm	12'4"
3 Height to Top of Hood	3109 mm	10'2"
4 Ground Clearance With 29.5R25 (See Tire Option Chart for Other Tires)	460 mm	1'6"
5 B-Pin Height – Standard	4539 mm	14'11"
B-Pin Height – High-Lift	4760 mm	15'7"
6 Center Line of Rear Axle to Edge of Counterweight	2510 mm	8'2"
7 Wheelbase	3700 mm	12'1"
8 B-Pin Height @ Carry – Standard	673 mm	2'
9 Center Line of Rear Axle to Hitch	1850 mm	6'1"
10 Rack Back @ Maximum Lift		61 degrees
11 Dump Angle @ Maximum Lift		52 degrees
12 Rack Back @ Carry		49 degrees
13 Rack Back @ Ground		41 degrees
14 Height to Center Line of Axle	885 mm	2'11"
15 Lift Arm Clearance	3795 mm	12'6"
Lift Arm Clearance @ High Lift	4041 mm	13'4"

Turning Radius

All dimensions are approximate and based on L4 Michelin 29.5R25 XLDD1 Radial tires.

16 Clearance Circle to Outside of Tires	7183 mm	23'6"
17 Clearance Circle to Inside of Tires	3875 mm	12'8"
18 Width Over Tires	3307 mm	10'9"
19 Clearance Circle to Outside Edge of Counterweight	7160 mm	23'6"

980K Wheel Loader

Operating Specifications

Bucket Type		General Purpose – Pin On			Rock – Pin On***		
		Bolt-On Edges	Teeth and Segments	Teeth	Bolt-On Edges	Teeth and Segments	Teeth
Capacity – Rated (§)	m ³	5.40	5.40	5.00	4.40	4.40	4.30
	yd ³	7.06	7.06	6.54	5.75	5.75	5.62
Capacity – Struck (§)	m ³	5.00	5.00	4.60	3.21	3.20	3.10
	yd ³	6.54	6.54	6.02	4.20	4.19	4.05
Width (§)	mm	3447	3535	3535	3504	3504	3504
	ft/in	11'3"	11'7"	11'7"	11'5"	11'5"	11'5"
Dump Clearance at Maximum Lift and 45° Discharge (§)	mm	3273	3107	3107	3101	3101	3101
	ft/in	10'8"	10'2"	10'2"	10'2"	10'2"	10'2"
Reach at Maximum Lift and 45° Discharge (§)	mm	1556	1693	1693	1844	1844	1844
	ft/in	5'1"	5'6"	5'6"	6'0"	6'0"	6'0"
Reach at Level Lift Arm and Bucket Level (§)	mm	3040	3252	3252	3360	3360	3360
	ft/in	9'11"	10'8"	10'8"	11'0"	11'0"	11'0"
Digging Depth (§)	mm	103	103	68	106	106	71
	in	4"	4"	2.6"	4.1"	4.1"	2.8"
Overall Length	mm	9509	9750	9750	9844	9844	9844
	ft/in	31'3"	32'0"	32'0"	32'4"	32'4"	32'4"
Overall Height with Bucket at Maximum Lift	mm	6421	6421	6421	6184	6184	6184
	ft/in	21'1"	21'1"	21'1"	20'4"	20'4"	20'4"
Loader Clearance Circle with Bucket at Carry Position (§)	mm	15 853	16 076	16 076	16 094	16 093	16 093
	ft/in	52'1"	52'9"	52'9"	52'10"	52'10"	52'10"
Static Tipping Load, Straight (ISO)*	kg	21 822	21 637	22 066	22 141	22 178	22 640
	lb	48,096	47,689	48,635	48,799	48,880	49,900
Static Tipping Load, Straight (Rigid Tire)*	kg	23 185	22 999	23 445	23 508	23 554	24 027
	lb	51,101	50,691	51,673	51,812	51,915	52,955
Static Tipping Load, Articulated (ISO)*	kg	19 267	19 082	19 489	19 536	19 555	20 010
	lb	42,464	42,058	42,953	43,057	43,100	44,103
Static Tipping Load, Articulated (Rigid Tire)*	kg	20 484	20 298	20 719	20 754	20 782	21 246
	lb	45,148	44,738	45,666	45,742	45,804	46,826
Breakout Force** (§)	kN	238	235	254	223	222	241
	lb	53,548	52,996	57,101	50,282	50,093	54,147
Operating Weight*	kg	31 244	31 383	31 207	31 767	31 842	31 547
	lb	68,862	69,167	68,780	70,013	70,178	69,528

* Static tipping loads and operating weights shown are based on a machine configuration with Michelin 29.5R25 XLDD1 L4 Radial tires, full fluids, operator, standard counterweight, standard transmission, cold start, roading fenders, Product Link, open differential axles (front/rear), power train guard, secondary steering, and sound suppression.

** Measured 102 mm (4") behind tip of cutting edge with bucket hinge pin as pivot point in accordance with SAE J732C.

*** Rock bucket specifications are given on Michelin 29.5R25 XLDD2 L5 Radial tires.

(§) Specifications and ratings conform to all applicable standards recommended by the Society of Automotive Engineers, including SAE Standard J732C governing loader ratings.

(ISO) Full compliance to ISO 14397-1 (2007) Sections 1 thru 6, which requires 2% verification between calculations and testing.

(Rigid Tire) Compliance to ISO 14397-1 (2007) Sections 1 thru 5.

980K Wheel Loader

Operating Specifications

Bucket Type		Coal – Pin On	High Lift Change in Specs
		Bolt-On Edges	
Capacity – Rated (§)	m ³	8.20	
	yd ³	10.73	
Capacity – Struck (§)	m ³	6.47	
	yd ³	8.46	
Width (§)	mm	3638	
	ft/in	11'11"	
Dump Clearance at Maximum Lift and 45° Discharge (§)	mm	2917	220
	ft/in	9'6"	8"
Reach at Maximum Lift and 45° Discharge (§)	mm	1700	
	ft/in	5'6"	
Reach at Level Lift Arm and Bucket Level (§)	mm	3411	160
	ft/in	11'2"	6"
Digging Depth (§)	mm	108	
	in	4.2"	
Overall Length	mm	9883	201
	ft/in	32'6"	8"
Overall Height with Bucket at Maximum Lift	mm	6536	221
	ft/in	21'6"	9"
Loader Clearance Circle with Bucket at Carry Position (§)	mm	16 234	175
	ft/in	53'4"	7"
Static Tipping Load, Straight (ISO)*	kg	20 819	-1831
	lb	45,887	-4,036
Static Tipping Load, Straight (Rigid Tire)*	kg	22 238	-2026
	lb	49,012	-4,467
Static Tipping Load, Articulated (ISO)*	kg	18 293	-1656
	lb	40,318	-3,651
Static Tipping Load, Articulated (Rigid Tire)*	kg	19 567	-1836
	lb	43,125	-4,048
Breakout Force** (§)	kN	186	3
	lb	41,956	813
Operating Weight*	kg	31 831	115
	lb	70,156	253

* Static tipping loads and operating weights shown are based on a machine configuration with Michelin 29.5R25 XLDD1 L4 Radial tires, full fluids, operator, standard counterweight, standard transmission, cold start, roading fenders, Product Link, open differential axles (front/rear), power train guard, secondary steering, and sound suppression.

** Measured 102 mm (4") behind tip of cutting edge with bucket hinge pin as pivot point in accordance with SAE J732C.

*** Rock bucket specifications are given on Michelin 29.5R25 XLDD2 L5 Radial tires.

(§) Specifications and ratings conform to all applicable standards recommended by the Society of Automotive Engineers, including SAE Standard J732C governing loader ratings.

(ISO) Full compliance to ISO 14397-1 (2007) Sections 1 thru 6, which requires 2% verification between calculations and testing.

(Rigid Tire) Compliance to ISO 14397-1 (2007) Sections 1 thru 5.

980K Wheel Loader

Aggregate Package Operating Specifications

Bucket Type		General Purpose – Pin On					
		Bolt-On Edges	Teeth and Segments	Teeth	Bolt-On Edges	Teeth and Segments	Teeth
Capacity – Rated (§)	m ³	5.70	5.70	5.30	6.00	6.00	5.80
	yd ³	7.46	7.46	6.93	7.85	7.85	7.59
Capacity – Struck (§)	m ³	4.50	4.50	4.30	5.30	5.30	5.10
	yd ³	5.89	5.89	5.62	6.93	6.93	6.67
Width (§)	mm	3447	3535	3535	3447	3535	3535
	ft/in	11'3"	11'7"	11'7"	11'3"	11'7"	11'7"
Dump Clearance at Maximum Lift and 45° Discharge (§)	mm	3204	3037	3037	3187	3019	3019
	ft/in	10'6"	9'11"	9'11"	10'5"	9'10"	9'10"
Reach at Maximum Lift and 45° Discharge (§)	mm	1604	1738	1738	1625	1760	1760
	ft/in	5'3"	5'8"	5'8"	5'4"	5'9"	5'9"
Reach at Level Lift Arm and Bucket Level (§)	mm	3124	3336	3336	3152	3364	3364
	ft/in	10'3"	10'11"	10'11"	10'4"	11'0"	11'0"
Digging Depth (§)	mm	103	103	68	103	103	68
	in	4"	4"	2.6"	4"	4"	2.6"
Overall Length	mm	9593	9834	9834	9621	9862	9862
	ft/in	31'6"	32'4"	32'4"	31'7"	32'5"	32'5"
Overall Height with Bucket at Maximum Lift	mm	6243	6243	6243	6269	6269	6269
	ft/in	20'6"	20'6"	20'6"	20'7"	20'7"	20'7"
Loader Clearance Circle with Bucket at Carry Position (§)	mm	15 898	16 123	16 123	15 913	16 138	16 138
	ft/in	52'2"	52'11"	52'11"	52'3"	53'0"	53'0"
Static Tipping Load, Straight (ISO)*	kg	23 011	22 826	23 262	22 869	22 683	23 116
	lb	50,717	50,308	51,271	50,404	49,994	50,949
Static Tipping Load, Straight (Rigid Tire)*	kg	24 485	24 298	24 753	24 346	24 158	24 609
	lb	53,967	53,554	54,557	53,659	53,245	54,239
Static Tipping Load, Articulated (ISO)*	kg	20 261	20 075	20 489	20 123	19 937	20 347
	lb	44,656	44,247	45,158	44,353	43,943	44,846
Static Tipping Load, Articulated (Rigid Tire)*	kg	21 597	21 409	21 839	21 462	21 274	21 700
	lb	47,600	47,186	48,133	47,302	46,888	47,827
Breakout Force** (§)	kN	224	222	239	220	218	234
	lb	50,542	50,003	53,707	49,551	49,016	52,596
Operating Weight*	kg	32 020	32 159	31 983	32 116	32 255	32 079
	lb	70,572	70,877	70,490	70,784	71,089	70,702

* Static tipping loads and operating weights shown are based on a machine configuration with Michelin 29.5R25 XLDD1 L4 Radial tires, full fluids, operator, standard counterweight, standard transmission, cold start, roading fenders, Product Link, open differential axles (front/rear), power train guard, secondary steering, and sound suppression.

** Measured 102 mm (4") behind tip of cutting edge with bucket hinge pin as pivot point in accordance with SAE J732C.

*** Rock bucket specifications are given on Michelin 29.5R25 XLDD2 L5 Radial tires.

(§) Specifications and ratings conform to all applicable standards recommended by the Society of Automotive Engineers, including SAE Standard J732C governing loader ratings.

(ISO) Full compliance to ISO 14397-1 (2007) Sections 1 thru 6, which requires 2% verification between calculations and testing.

(Rigid Tire) Compliance to ISO 14397-1 (2007) Sections 1 thru 5.

980K Wheel Loader

Aggregate Package Operating Specifications

Bucket Type		Material Handling – Pin On		
		Bolt-On Edges	Teeth and Segments	Teeth
Capacity – Rated (§)	m ³	5.70	5.70	5.50
	yd ³	7.46	7.46	7.19
Capacity – Struck (§)	m ³	5.06	5.06	4.86
	yd ³	6.62	6.62	6.36
Width (§)	mm	3447	3535	3535
	ft/in	11'3"	11'7"	11'7"
Dump Clearance at Maximum Lift and 45° Discharge (§)	mm	3105	2928	2928
	ft/in	10'2"	9'7"	9'7"
Reach at Maximum Lift and 45° Discharge (§)	mm	1519	1641	1641
	ft/in	4'11"	5'4"	5'4"
Reach at Level Lift Arm and Bucket Level (§)	mm	3149	3361	3361
	ft/in	10'4"	11'0"	11'0"
Digging Depth (§)	mm	103	103	68
	in	4"	4"	2.6"
Overall Length	mm	9618	9859	9859
	ft/in	31'7"	32'5"	32'5"
Overall Height with Bucket at Maximum Lift	mm	6242	6242	6242
	ft/in	20'6"	20'6"	20'6"
Loader Clearance Circle with Bucket at Carry Position (§)	mm	15 911	16 137	16 137
	ft/in	52'3"	53'0"	53'0"
Static Tipping Load, Straight (ISO)*	kg	22 514	22 331	22 749
	lb	49,621	49,217	50,139
Static Tipping Load, Straight (Rigid Tire)*	kg	23 945	23 760	24 194
	lb	52,774	52,367	53,325
Static Tipping Load, Articulated (ISO)*	kg	19 810	19 627	20 024
	lb	43,662	43,258	44,132
Static Tipping Load, Articulated (Rigid Tire)*	kg	21 106	20 921	21 332
	lb	46,519	46,111	47,017
Breakout Force** (§)	kN	221	218	234
	lb	49,662	49,126	52,720
Operating Weight*	kg	32 145	32 284	32 108
	lb	70,848	71,153	70,766

* Static tipping loads and operating weights shown are based on a machine configuration with Michelin 29.5R25 XLDD1 L4 Radial tires, full fluids, operator, standard counterweight, standard transmission, cold start, roading fenders, Product Link, open differential axles (front/rear), power train guard, secondary steering, and sound suppression.

** Measured 102 mm (4") behind tip of cutting edge with bucket hinge pin as pivot point in accordance with SAE J732C.

*** Rock bucket specifications are given on Michelin 29.5R25 XLDD2 L5 Radial tires.

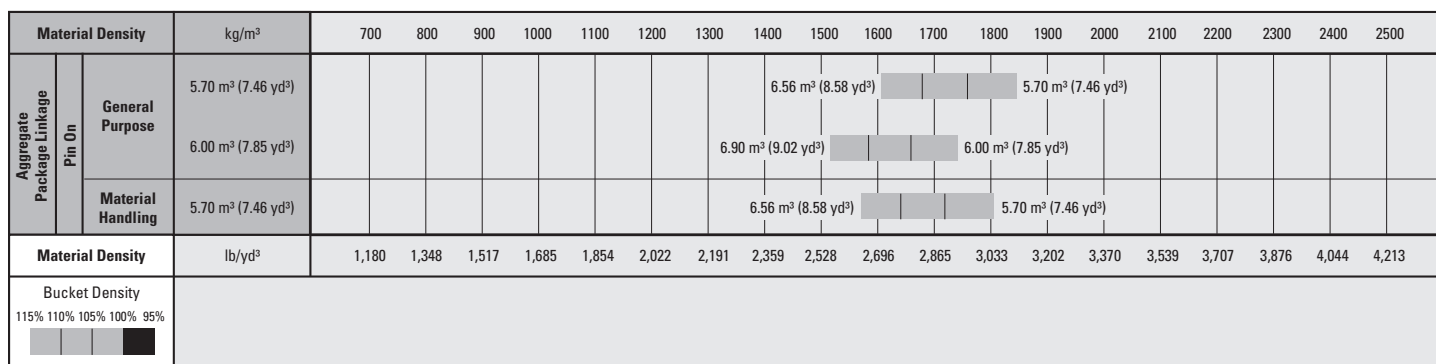
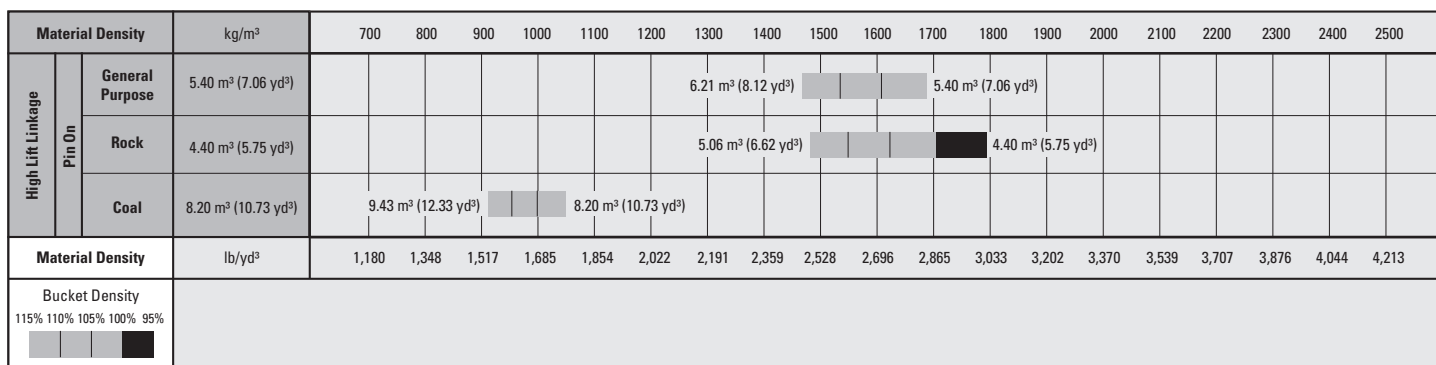
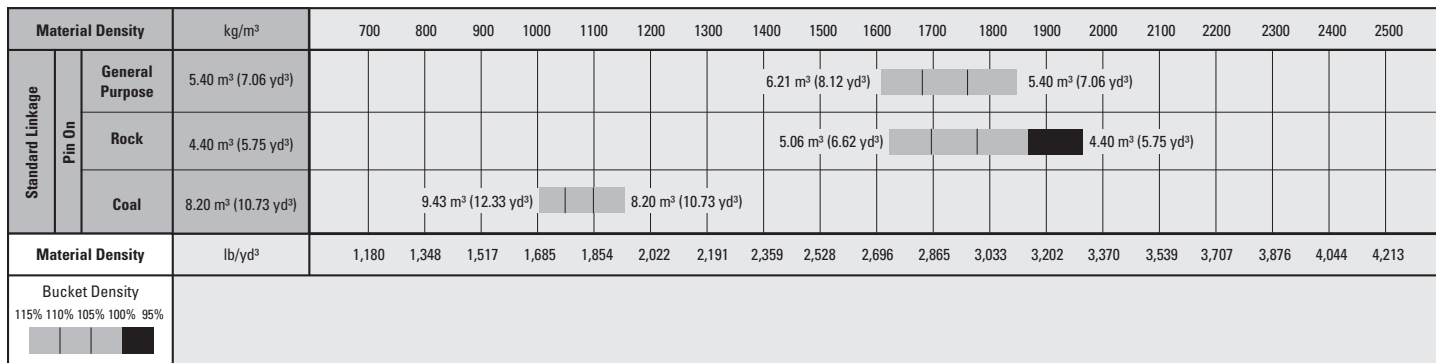
(§) Specifications and ratings conform to all applicable standards recommended by the Society of Automotive Engineers, including SAE Standard J732C governing loader ratings.

(ISO) Full compliance to ISO 14397-1 (2007) Sections 1 thru 6, which requires 2% verification between calculations and testing.

(Rigid Tire) Compliance to ISO 14397-1 (2007) Sections 1 thru 5.

980K Wheel Loader

Bucket Selection Charts



All buckets are showing Bolt-On Edges.
 Material Handling buckets are flat floor buckets.

Bucket Fill Factors

(as a % of ISO Rated Capacity)

Loose Material	Performance Series Bucket
Earth/Clay	115
Sand and Gravel	115
Aggregate:	
25-76 mm (1 to 3 in)	110
19 mm (0.75 in) and smaller	105
Rock	100