



Cat[®] TL642

Telehandler with Stabilizers

Specifications

Engine

Model	Cat [®] 3054C DIT	
Gross Power (Basic)	74 kW	99 hp
Net Power (Basic)	70.4 kW	94.5 hp
<ul style="list-style-type: none"> Net Power shown is the power available at the flywheel when equipped with fan, air cleaner, muffler and alternator. 		

Weights

Operating Weight	9489 kg	20,920 lb
------------------	---------	-----------

Operating Specifications

Rated Load Capacity	2948 kg	6,500 lb
Maximum Lift Height	12.8 m	42 ft
Maximum Forward Reach	9.1 m	30 ft
Frame Leveling	10°	
Top Travel Speed	30 kph	20.4 mph
Capacity at Max Height (o/r Up)	2948 kg	6,500 lb
Capacity at Max Height (o/r Down)		2948 kg
		6,500 lb
Capacity at Max Reach (o/r Up)	272 kg	600 lb
Capacity at Max Reach (o/r Down)		771 kg
		1,700 lb
Turning Radius over Tires	3.7 m	12 ft

Hydraulic System — Implement

Gear Pump	Single-section	
<ul style="list-style-type: none"> Auxiliary Hydraulic Circuit used for all attachments equipped with cylinders or other hydraulic components. Consists of valves, controls and hydraulic lines. 		

Service Refill Capacities

Fuel Tank	144 L	38 gal
Hydraulic System	151.4 L	40 gal

Tires

Standard	13.00 x 24-12 PR
Optional	13.00 x 24 Foam Filled 13.00 x 24 Rock Lug 13.00 x 24 Solid

Transmission Speeds

Forward	4 speed
Reverse	3 speed

Boom Performance

Boom Up	13 Seconds	
Boom Down	10 Seconds	
Tele In	13 Seconds	
Tele Out	14 Seconds	
Drawbar Pull (Loaded)	80.07 kN	18,000 lb

Axles

- Trunnion mounted planetary 55 degree steer axles.
- Integral steer cylinder.
- High bias limited slip differential on front axle.

Brakes

- Service Brakes are inboard wet disc brakes on front and rear axles.
- Parking Brakes are spring-applied hydraulic release on front axle. Light on dash indicates when brake is on.

Instruments

- Volt meter, hourmeter, engine oil pressure gauge, fuel gauge, water temperature gauge. All gauges protected by clear acrylic cover.

Work Tools

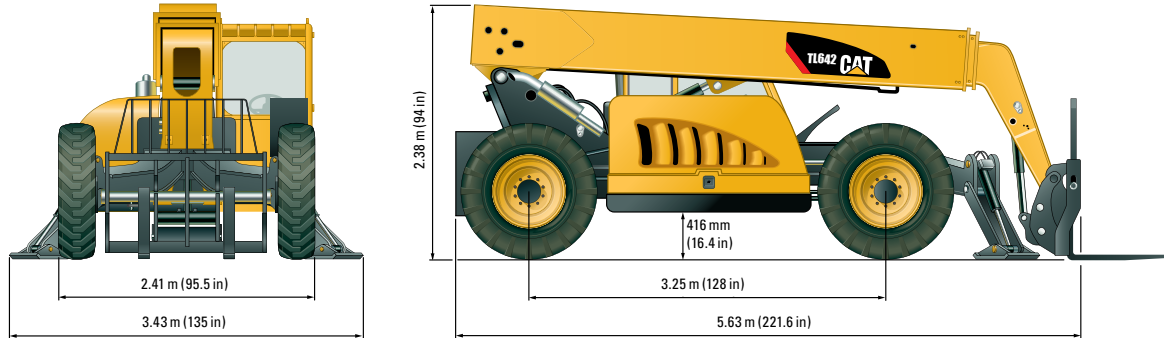
Hydraulic IT Coupler	Includes Auxiliary Electrics	Includes Auxiliary Electrics
Pallet Forks	(2) 1524 mm, 51 mm x 152 mm (2) 1219 mm, 60 mm x 102 mm	(2) 60 in, 2 in x 6 in (2) 48 in, 2.36 in x 4 in
Standard Tilt Carriage	1270 mm	50 in
Wide Tilt Carriage	1829 mm	72 in
Cubing Forks	(2) 1219 mm, 51 mm x 51 mm	(2) 48 in, 2 in x 2 in
Standard Rotate Carriage	1270 mm	50 in
Wide Rotate Carriage	1829 mm	72 in
Swing Carriage	100°, 1829 mm, 4028 kg Capacity, 2268 kg Swung	100°, 72 in, 9,000 lb Capacity, 5,000 lb Swung
Side Shift Carriage	1.22 m	48 in



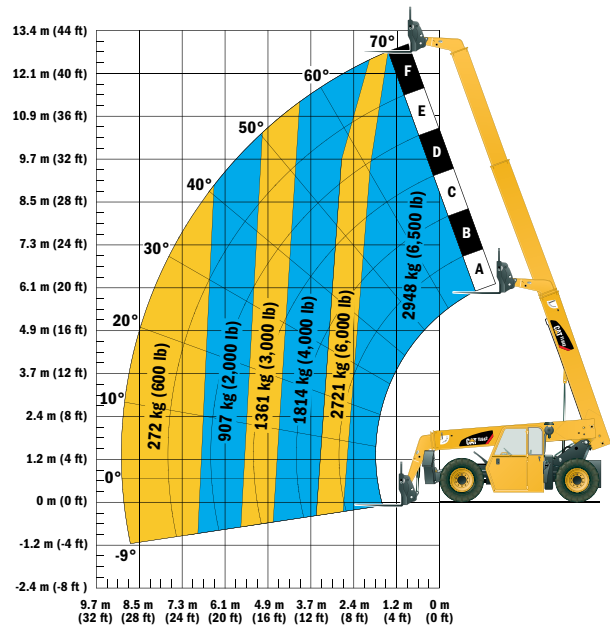
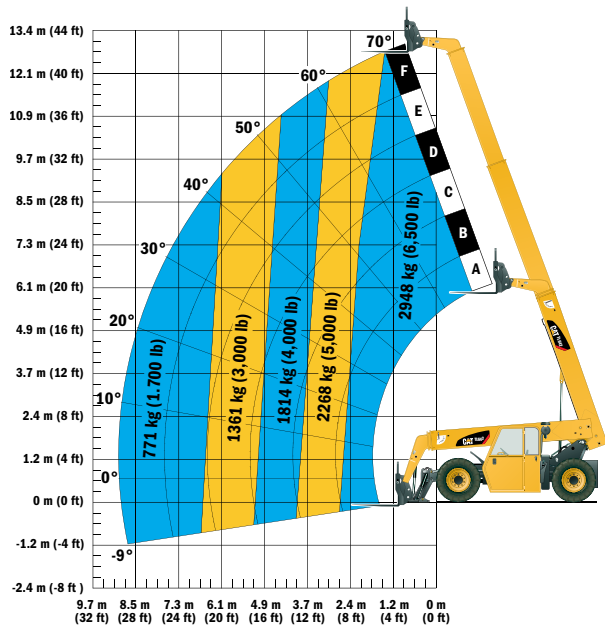
TL642 Telehandler

Dimensions

All dimensions are approximate.



Load Chart and Dimensions



IMPORTANT

Rated lift capacities shown are with machine equipped with carriage and pallet forks. The machine must be level on a firm surface with undamaged, properly inflated tires. Machine specifications and stability are based on rated lift capacities at specific boom angles and boom lengths.

(If specifications are critical, the proposed application should be discussed with your dealer.)

DO NOT exceed rated lift capacity loads, as unstable and dangerous machine conditions will result.

DO NOT tip the machine forward to determine the allowable load.

Use only JLG approved attachments with proper material handler model/attachment load capacity charts displayed in the operator's cab. OSHA

requires all rough terrain forklift operators be trained according to OSHA 29 CFR 1910.178 (1).

Due to continuous product improvements, machine specifications and/or equipment changes may be made without prior notification. This machine meets or exceeds ANSI/ITSDF B56.6-2005 as originally manufactured for intended applications.

For more complete information on Cat products, dealer services, and industry solutions, visit us on the web at www.cat.com

©2010 Caterpillar
All rights reserved.
Printed in U.S.A.

Materials and specifications are subject to change without notice. Featured machines in photos may include additional equipment. See your Cat dealer for available options.

CAT, CATERPILLAR, SAFETY.CAT.COM, their respective logos, "Caterpillar Yellow" and the POWER EDGE trade dress, as well as corporate and product identity used herein, are trademarks of Caterpillar and may not be used without permission.

AEHQ5910-03 (09-2010)

