

D8R

Track-Type Tractor

CATERPILLAR[®]



Engine

Engine Model	Cat 3406C TA	
Flywheel Power	228 kW	305 hp
Gross Power	245 kW	328 hp

Weights

Operating Weight	37 771 kg	82,850 lb
Shipping Weight	27 416 kg	60,454 lb

D8R Features

Caterpillar 3406C Engine

Meets US Tier 1, and EURO Stage 1 emissions regulations.

Drive Train

Powershift transmission, differential steering, and durable final drive.

Operator Station

Machine controls and displays are all at the operator's fingertips to maximize operator productivity and comfort.

Serviceability and Customer Support

Combining easy-access, modular components with the Caterpillar Dealer repair and rebuild capability ensures timely machine repair and minimum downtime.



Contents

Power Train.....	3
Cooling System.....	4
Differential Steering	5
Hydraulics	5
Structures.....	6
Undercarriage	7
SystemOne™ Undercarriage	8
Operator Station.....	9
Work Tools.....	9
Serviceability	10
Support	10
D8R Track-Type Tractor Specifications.....	11
D8R Standard Equipment.....	15
D8R Optional Equipment	16
Notes.....	17

The D8R combines power and efficiency with advanced technology for outstanding production at lower cost-per-yard.

The D8R's elevated sprocket increases productivity, simplifies maintenance, reduces downtime with modular components, and raises final drives and associated power train components out of the work environment.

Power Train

The 3406C engine is an excellent balance between efficiency and power.

Engine

Caterpillar 3406C engine performs at full-rated net power with a torque rise of 55%.

Regulations

The 3406C engine meets US Tier 1, and EURO Stage 1 emissions regulations for the Environmental Protection Agency, and the European Union.

Turbocharging and Aftercooling

Turbocharging and aftercooling provide high horsepower while keeping RPM and exhaust temperatures low.

Steel Spacer

A steel spacer between the block and head eliminates the need for block counterbores, extending block life.

Longer Component Life

Components live longer because oil-cooled pistons and full-length water-cooled cylinder liners provide maximum heat transfer for longer component life.

Valves

Through-hardened crankshaft journals and steel-backed, copper-bonded aluminum bearings help assure reliable performance in the toughest duty.

Dealer's Exchange Program

Cat dealer's exchange program for major engine components can cut repair time and costs.

Torque Divider

A single-stage torque converter with an output torque divider send 70% of engine torque through the converter, 30% through a direct drive shaft for greater driveline efficiency and higher torque multiplication.

Torque Converter



The torque converter shields the driveline from sudden torque shocks and vibration.

Final Drives

Elevated final drives are isolated from ground and implement induced impact loads for extended power train life.

Transmission

Planetary power shift transmission has 3-speeds forward and 3-speeds reverse and utilizes large diameter, high-capacity, oil-cooled clutches.



Cooling System

Superior cooling and ease of service keep the D8R producing day after day.



Cooling Capacity

Advanced Modular Cooling System (AMOCS) utilizes an exclusive two pass cooling system and increased cooling surface area to provide significantly more cooling capacity than conventional systems.

Extended Life Coolant

Caterpillar Extended Life Coolant (ELC) is now standard in all D8R tractors.

Two Pass Cooling System

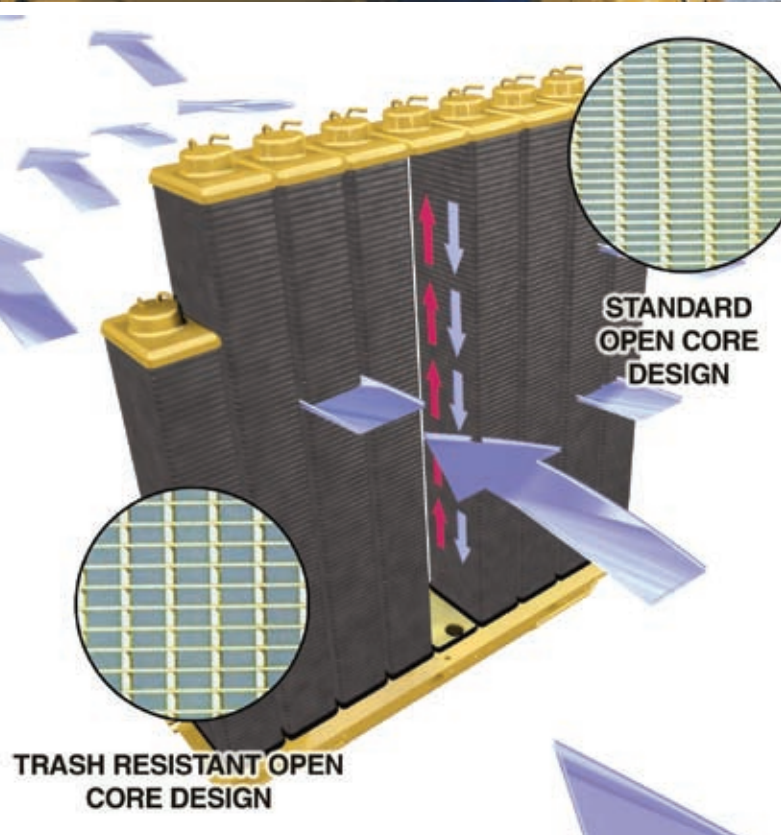
Two pass cooling system circulates coolant from the sectioned bottom tank up through one side of the cooling element and down through the other side returning it to the bottom tank.

Cooling Elements

The cooling elements are individual core modules that are connected to a sectioned bottom tank.

Servicing

The servicing of the AMOCS can be performed without tilting the radiator guard.



Differential Steering

Uses hydraulics instead of friction to steer.

Uninterrupted Power

Differential steering delivers uninterrupted power to both tracks to help maintain blade loads, reduce cycle times and provide enhanced side slope capability.

Steering

Steer and change directions easily with one hand.

Turning

A planetary differential turns the machine by speeding up one track and slowing the other while maintaining full power.

Tiller Control

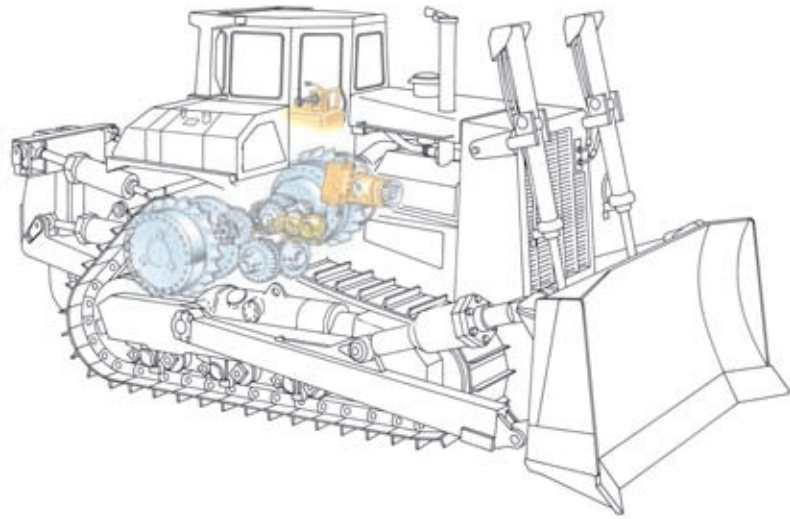
Allows the operator to work more precisely in close areas, around structures, obstacles, grade stakes or on fine grades.

Efficient in Soft Underfooting

Tracks can power through turns to keep loads moving and maintain traction.

Hydraulic System

Efficient hydraulic systems devote one pump solely to power implements.



Hydraulics

Adjustable for efficiency.

Monitor Hydraulic Power

Load-sensing hydraulics utilize a feedback loop from the implement valve to the implement pump to continually monitor the hydraulic power requirements of the implement.

Pump Output

During normal blade or ripper corrections, pump output increases and decreases to provide precise power for dozing or ripping.

Increased Machine Production

Lower pump requirements reduce engine power requirements for the hydraulics, making more drawbar power available for increased machine production.



Structures

Durable design and construction for the most demanding applications.



Mainframe

The D8R mainframe is built to absorb high impact shock loads and twisting forces.

Frame Rails

Frame rails are a full box section, designed to keep components rigidly aligned.

Steel Castings

Heavy steel castings give added strength to the main case, equalizer bar saddle, front cross member and tag-link trunnion.

Durability

The top and bottom rails are continuous rolled sections, with no machining or welding to provide superior mainframe durability.

Final Drives

The main case elevates the final drives well above the ground level work area to protect them from impact loads, abrasion and contaminants.

Track Roller Frame Alignment

A pivot shaft and pinned equalizer bar maintain track roller frame alignment.

Tag-link Construction

Tag-link construction brings the blade closer to the machine for more precise dozing and load control.

Tag-link Design

Tag-link design provides solid lateral stability and better cylinder positions for constant pryout independent of blade height.



Undercarriage

An elevated sprocket design means excellent traction, durability and ride.

Design

Suspended undercarriage design absorbs impact loads to reduce the shock loads transferred to the undercarriage.

Suspension

Bogie suspension conforms closely to the ground to provide more ground contact, especially in hard, uneven terrain.

Roller Frames

Roller frames are tubular, to resist bending and twisting, with added reinforcement where operating loads are the highest.

Non-suspended Undercarriage

Non-suspended undercarriage, without bogies, is available for applications involving moderate-impact, or highly abrasive materials.

Track

Sealed and lubricated track. Permanently coats the track pin with a sealed-in lubricant, minimizing metal-to-metal contact.

SystemOne™ Undercarriage

Designed for reliability and durability.



Optional SystemOne™ undercarriage offers a variety of features and benefits improving mechanical availability, overall performance of the undercarriage, wear life, and most importantly productivity. This enhanced version of SystemOne™ also addresses issues like thrust wear, sprocket segment retention, and dry joints.

Lower cost-per-hour

Reduces costs up to 50% due to longer life of undercarriage and reuse of idlers and segments.

Machine Speed

SystemOne™ allows travel at a faster speed, particularly in reverse. 2nd and 3rd gear reverse do not have to be locked out to manage bushing wear. Also, elimination of scalloping maintains a comfortable ride that decreases operator fatigue, and allows for higher working speed which increases overall productivity.

Operator Efficiency

Smoother ride because no more link scalloping wear reduces operator fatigue and better operator efficiency.

Machine Availability/Lower Downtime

More hours between UC replacements means reduced downtime.

Machine Productivity

Higher average machine speed, better operator efficiency and better machine availability/lower downtime results in increased machine productivity.

Operator Station

Designed for comfort and ease of operation.



View

Clear full-circle view.

Operation

Comfortable, non-tiring operation.

Controls

Low effort controls are easily accessible and provide sure, precise maneuvering with less operator fatigue.

Seat

The Caterpillar Comfort Series Seat is fully adjustable and designed for comfort and support.

Control Lever Restraints

Implement control lever restraints, when engaged, prevent inadvertent movement of control lever.

Tiller Control

Dual twist tiller controls the direction and degree of turns, forward-reverse shifting and gear selection with one control.

Electronic Monitoring System (EMS) and Gauge Group

Monitors coolant, oil temperature, and fuel level.

Work Tools

Tailored to fit many applications.

Bulldozers

The 8SU blade and the 8U blade make full use of the D8R's power.

Rippers

Single and multi-shank rippers are made to penetrate tough material fast and rip thoroughly.

Custom Products

In addition to the standard range of optional equipment, there are special attachments and machine configurations to suit particular customer needs.



Serviceability

Ease of service and maintenance gives you more time on the job.



Servicing

Built-in servicing ease. Less service time means more working time.

Ecology Drains

Ecology drains provide an environmentally safer method to drain fluids.

Filters

Spin-on fuel and engine oil filters save changing time.

Cooling

AMOCS individual cooling elements allow radiator servicing without major component removal, saving considerable time and cost.

Diagnostic Connector

A diagnostic connector allows the Cat Dealer's electronic test instrument to quickly troubleshoot the electrical system.

Disconnect Fittings

Quick disconnect fittings allow for fast diagnosis of the power train and implement oil systems.

Support

Unrivaled dealer commitment.

Quality

Dealers committed to fast, quality customer support.

Response

Dealer service response extends to programs such as Custom Track Service (CTS), Scheduled Oil Sampling (SOS), and guaranteed maintenance contracts that get peak life and performance from your machine.

Experts

Your dealer is also expert at arranging affordable lease, rental or purchase financing for all Caterpillar products.

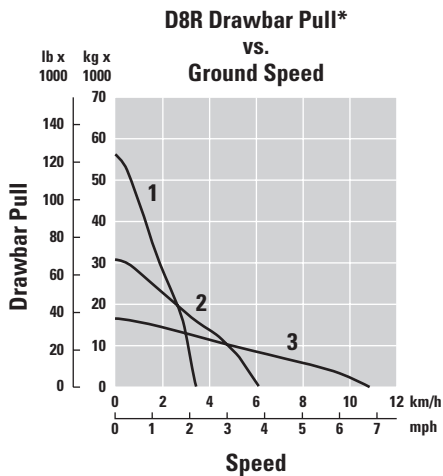


D8R Track-Type Tractor Specifications

Engine

Engine Model	Cat 3406C TA	
Flywheel Power	228 kW	305 hp
Gross Power	245 kW	328 hp
Net Power – Caterpillar	228 kW	305 hp
Net Power – ISO 9249	228 kW	305 hp
Net Power – SAE J1349	226 kW	302 hp
Net Power – EU 80/1269	228 kW	305 hp
Net Power – DIN 70020	317 PS	
Net Power – ISO 1585	228 kW	305 hp
Bore	137 mm	5.4 in
Stroke	165 mm	6.5 in
Displacement	14.6 L	893 in ³

Power Shift with Differential Steer



1 – 1st Gear
2 – 2nd Gear
3 – 3rd Gear

Service Refill Capacities

Fuel Tank	625 L	165 gal
Cooling System	92 L	24.3 gal
Engine Crankcase	32.5 L	8.6 gal
Power Train	144 L	38 gal
Final Drives (each)	14 L	3.6 gal
Roller Frames (each)	65 L	17.2 gal
Pivot Shaft Compartment	40 L	10.6 gal
Implement Hydraulic System Tank Only	72 L	19 gal

Weights

Operating Weight	37 771 kg	82,850 lb
Shipping Weight	27 416 kg	60,454 lb

Dimensions

Ground Clearance	528 mm	21 in
Track Gauge	2082 mm	81.9 in
Width without Trunnions (Standard Shoe)	2642 mm	8 ft 8 in
Overall Length Basic Tractor	4554 mm	14 ft 11 in

Undercarriage

Shoes/Side	44	
Pitch	216 mm	8.5 in
Ground Clearance	528 mm	20.8 in
Track Gauge	2082 mm	81.97 in
Length of Track on Ground	3206 mm	10 ft 6 in
Ground Contact Area	3.58 m ²	5,554 in ²

- Pitch listed is for standard undercarriage. For SystemOne undercarriage, the pitch is 218 mm (8.6 in).

Hydraulic Controls

Bulldozer Relief Valve Setting	24 100 kPa	3,500 psi
Tilt Cylinder Relief Valve Setting	24 100 kPa	3,500 psi
Ripper (Lift) Relief Valve Setting	24 100 kPa	3,500 psi
Ripper (Pitch) Relief Valve Setting	24 100 kPa	3,500 psi
Tank Capacity	72 L	19 gal

Transmission

1 Forward	3.5 km/h	2.2 mph
2 Forward	6.2 km/h	3.9 mph
3 Forward	10.8 km/h	6.7 mph
1 Reverse	4.7 km/h	2.9 mph
2 Reverse	8.1 km/h	5 mph
3 Reverse	13.9 km/h	8.6 mph

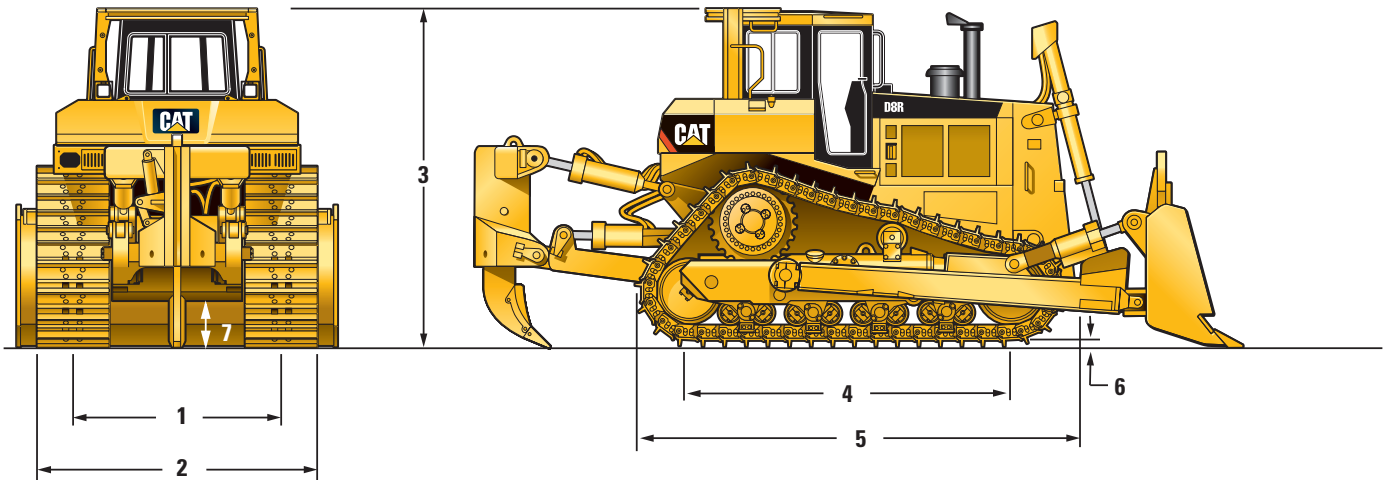
Winches

Weight	1878 kg	4,140 lb
Oil Capacity	81 L	21.5 gal
Increased Tractor Length	163 mm	6.33 in
Winch Case Width	1220 mm	48 in
Drum Width	310 mm	12.42 in
Flange Diameter	550 mm	21.5 in
Drum Capacity – 24 mm (1 in)	25 m	1 ft
Drum Capacity – 29 mm (1.13 in)	29 m	1 ft 2 in
Drum Capacity – 32 mm (1.25 in)	73 m	239 ft

D8R Track-Type Tractor Specifications

Dimensions

(approximate)



Tractor Dimensions

	Standard		Non-Suspended		LGP	
1 Track Gauge	2082 mm	6 ft 10 in	2082 mm	6 ft 10 in	2337 mm	7 ft 8 in
2 Width of Tractor						
Over Trunnions	3050 mm	10 ft 0 in	3050 mm	10 ft 0 in	3370 mm	11 ft 1 in
Without Trunnions (std. shoe width) (965 mm/38 in shoe LGP)	2642 mm	8 ft 8 in	2642 mm	8 ft 8 in	3302 mm	10 ft 10 in
3 Machine Height from Tip of Grouser:						
Stack	3505 mm	11 ft 6 in	3499 mm	11 ft 6 in	3499 mm	11 ft 6 in
OROPS	3509 mm	11 ft 6 in	3503 mm	11 ft 6 in	3503 mm	11 ft 6 in
EROPS	3498 mm	11 ft 6 in	3492 mm	11 ft 5 in	3492 mm	11 ft 5 in
Drawbar Height (grouser tip to center of clevis)	754 mm	2 ft 6 in	748 mm	2 ft 5 in	748 mm	2 ft 5 in
From Ground Face of Shoe	676 mm	2 ft 3 in	673 mm	2 ft 2 in	673 mm	2 ft 2 in
4 Length of Track on Ground	3206 mm	10 ft 6 in	3258 mm	10 ft 8 in	3258 mm	10 ft 8 in
5 Length of Basic Tractor (trunnion to tip of rear grouser)	4554 mm	14 ft 11 in	4554 mm	14 ft 11 in	4554 mm	14 ft 11 in
With the following attachments add:						
Drawbar	406 mm	1 ft 3 in	406 mm	1 ft 3 in	406 mm	1 ft 3 in
Ripper-Single Shank (with tip at ground line and pinned in top hole)	1519 mm	5 ft 0 in	1519 mm	5 ft 0 in		N/A
Ripper-Multi-Shank (with tip at ground line)	1613 mm	5 ft 4 in	1613 mm	5 ft 4 in		N/A
Winch	163 mm	6 in	163 mm	6 in		N/A
SU Blade	1844 mm	6 ft 6 in	1844 mm	6 ft 6 in		N/A
U Blade	2241 mm	7 ft 4 in	2241 mm	7 ft 4 in		N/A
A Blade	2027 mm	6 ft 8 in	2027 mm	6 ft 8 in		N/A
SU LGP Blade		N/A		N/A	1727 mm	5 ft 8 in
6 Height of Grouser	78 mm	3 in	78 mm	3 in	78 mm	3 in
7 Ground Clearance	528 mm	1 ft 9 in	519 mm	1 ft 8 in	519 mm	1 ft 8 in
Track Pitch	216 mm	8.5 in	216 mm	8.5 in	216 mm	8.5 in
Number of Shoes per Side		44		44		44
Standard Shoe	560 mm	22 in	560 mm	22 in	965 mm	38 in
Ground Contact Area (standard shoe)	3.58 m ²	5554 in ²	3.63 m ²	5632 in ²	6.3 m ²	9746 in ²
Ground Pressure	0.92 kg/cm ²	13.1 psi	0.87 kg/cm ²	12.4 psi	0.54 kg/cm ²	7.6 psi

Rippers

Hydraulic tip adjustment cylinders vary shank angle to aid penetration and help lift and shatter rock.

		Single Shank	Single Shank, Deep Ripping Arrangement	Multi-Shank Arrangement
Overall Beam Width	mm	–	–	2464
	ft/in	–	–	8'1"
Maximum Penetration Force* (shank vertical)	kN	124.9	122.6	118.5
	lb	28,060	27,560	26,628
Pryout Force	kN	281.4	281.4	303.2
	lb	63,237	63,237	68,128
Maximum Penetration (standard tip)	mm	1158	1602	786
	ft/in	3'10"	5'3"	2'7"
Maximum Clearance Raised (under tip, pinned in bottom hole)	mm	670	840	624
	in	26	33	24.5
Number of Shank Holes (vertical adjustment)		3	3	2
Weight (without hydraulic controls)	kg	4140	4378	4100
	lb	9,119	9,643	9,031
Total Operating Weight (with 8 SU blade and ripper)**	kg	37 875	38 113	37 835
	lb	83,500	84,024	83,394

* Multi-Shank Ripper Forces measured with Center Tooth installed.

** Operating weights are calculated based on suspended undercarriage configuration found in the weights section (see page 11).

Note: Single shank, deep ripping arrangement weight includes required pin puller.

Hydraulic Controls

Complete system consists of pump, tank with filter, oil cooler, valves, lines, linkage and control levers.

Steering – Piston-type Pump Geared from Flywheel		
Output at 2,500 rpm and 38 000 kPa (3,774 psi)	300 liters/min	79 gpm
Implements – Piston-type Pump Geared from Flywheel		
Output at 2,100 rpm and 7000 kPa (1,000 psi)	239 liters/min	63 gpm
Tilt Cylinder Rod End Flow	130 liters/min	34 gpm
Tilt Cylinder Head End Flow	160 liters/min	42 gpm
Reservoir		
Tank Capacity	72 liters	19 gal
Control Valve Positions		
Bulldozer	raise, hold, lower, float	
Tilt Cylinder	tilt right, hold, tilt left	
Ripper (Lift)	raise, hold, lower	
Ripper (Pitch)	extend, hold, retract	
Relief Valve Settings		
Bulldozer	24 100 kPa	3,500 psi
Tilt Cylinder	24 100 kPa	3,500 psi
Ripper (Lift)	24 100 kPa	3,500 psi
Ripper (Pitch)	24 100 kPa	3,500 psi

D8R Track-Type Tractor Specifications

Winch Specifications

Weight	1878 kg	4,140 lb
Increased Tractor Length	163 mm	6.4 in
Winch Case Width	1220 mm	48 in
Flange Diameter	550 mm	21.5 in
Drum Width	310 mm	12.5 in
Drum Diameter	305 mm	12 in
Recommended Cable Size	25 mm	1.00 in
Optional Cable Size	29 mm	1.13 in
Drum Capacity – Recommended Cable	73 m	239 ft
Drum Capacity – Optional Cable	58 m	190 ft
Oil Capacity	81 L	21.5 gal
Maximum/ferrule size (OD × Length)	60 mm × 70 mm	2.38 in × 2.75 in

Bulldozers

Blade		8 SU	8 U	8 A	8 SU LGP
Blade Capacity	m ³	8.7	11.7	4.7	8.5
	yd ³	11.4	15.3	6.1	11.1
Width	mm	3937	4262	4978	4400
	ft/in	12'11"	14'0"	16'4"	14'5"
Height	mm	1690	1740	1174	1612
	ft/in	5'7"	5'9"	3'10"	5'3"
Digging Depth	mm	582	582	628	582
	in	22.9	22.9	24.7	22.9
Ground Clearance	mm	1231	1231	1308	1231
	ft/in	4'0"	4'0"	4'4"	4'0"
Maximum Tilt	mm	951	1028	729	914
	ft/in	3'1"	3'5"	2'5"	3'0"
Weight*	kg	4570	5135	5099	4850
	lb	10,074	11,320	11,241	10,694

Features

- Cutting edges are DH-2 steel and end bits are DH-3 steel for maximum durability.
- Dozer lift cylinders mount to top corners of radiator guard to improve mechanical advantage.
- Single lever controls all blade movements.
- Angle dozer available with two tilt cylinders, which replace the two tilt braces.

* Does not include hydraulic controls, but includes blade tilt cylinder.

Standard equipment may vary. Consult your Cat dealer for details.

Advanced Modular Cooling System (AMOCS)	Ether starting aid	Prescreener
Adjustable Contour Series Suspension Seat	Front pull device	Rain cap
Air Cleaner	Fuel priming pump	Rearview mirror
Air cleaner service indicator	Hinged extreme service crankcase guard	Replaceable sprocket rim segments
Alternator, 50-amp	Hinged radiator and blast deflector guards	ROPS/FOPS canopy (USA)
Back up alarm	Horn	Sealed and Lubricated Track
Back up alarm	Hydraulic control, three valve	Seat belt (retractable)
Batteries (4), 12-volt, 3000CCA	Hydraulic track adjusters	Starting receptacle
Blower fan	Implement control lever boots	Suspension-type undercarriage with eight roller track frames
Decelerator and hand throttle lever	Lifetime Lubricated rollers and idlers	Track guiding guards
24-volt direct electric starting	Lighting system, Halogen (two lights forward in fender, two rear on fuel tank)	Two-piece master links
Ecology drain on engine oil, engine coolant, torque converter, transmission, power train oil, and hydraulic system	Load sensing hydraulics	560 mm (24") PPN moderate service tracks
Electric hour meter	Muffler	Vandalism protection includes cap locks for fuel tank, engine oil filler, radiator filler and dip stick, plus battery box locks (two) and left hand service area cover lock
Electric Monitoring System (EMS)	Pinned equalizer bar	
	Powershift transmission	
	Pre-cleaner with dust ejector	

D8R Optional Equipment

Optional equipment may vary. Consult your Cat dealer for details.

	kg	lb		kg	lb		kg	lb
Air conditioner (R134a)	57	125	Operator arrangement, modified (improved viewing area and comfort for smaller operators)	25	54	Undercarriage SystemOne™		
Air conditioner, fender mounted	160	351	Radiator core protector grid	11	25	610 mm (24 in) Extreme and Super Extreme Service		
Air conditioner, ROPS mounted	154	339	Rigid drawbar	288	634	660 mm (26 in) Extreme and Super Extreme Service		
Angle dozer tilt cylinders	311	685	Rear screen (with cab)	86	190	711 mm (28 in) Extreme and Super Extreme Service		
Bulldozers:			Rear screen (with canopy)	65	143	965 mm (38 in) Extreme Service		
Rock guard and wear plate (8SU blade only)	552	1,214	*Rippers			Roller Options		
Rock guard (8U blade only)	115	253	Single shank – Standard arrangement	4085	9,005	Carrier rollers (one per side)		
Pushplate (8SU blade only)	234	515	Single shank – Deep ripping (includes shank, pin puller)	4260	9,391	Seals, arctic idler/roller		
Cab, FOPS sound suppressed, with ROPS rollbar (includes heater, cab accessory group and mirror)	550	1,210	Multi-shank (includes one shank)	4213	9,287	Track roller guard (non suspended)	299	660
Canopy, ROPS/FOPS, includes mirror (standard, USA)			Ripper shank (for multi-shank ripper)	332	733	Custom Arrangements		
Counterweight:			Sweeps, logging	310	682	Hydraulic scraper towing arrangement	91	200
*Rear mounted (basic)	2335	5,137	Tracks, pair, Heavy Duty Sealed and Lubricated:			LGP gauge arrangement	70	154
*Rear mounted (additional weight)	572	1,258	610 mm (24") PPR MS/TRAP	31	68	Non-suspended		
Engine enclosure	57	126	610 mm (24") PPR ES/TRAP	3	7	Sound suppression arrangement	236	520
Fan, reversible	6	13	610 mm (24") PPR CHOPPER	495	1,091	*Waste handling arrangement	817	1,800
Fast-fill fuel system	7.5	16.5	610 mm (24") PPR ES	285	628	*Winch arrangement	1878	4,140
Fast oil change system for quick service to engine and transmission	5	11	610 mm (24") PPR MS	100	221	*Woodchip arrangement		
Guards			660 mm (26") PPR MS/TRAP	144	318	* A rear attachment and/or counterweight is recommended for improved balance and performance.		
Fuel and hydraulic tank	256	563	660 mm (26") PPR ES/TRAP	93	205	MS = Moderate Service		
Power bottom guard	70	154	660 mm (26") PPR ES	405	893	ES = Extreme Service		
Rear power train	129	284	660 mm (26") PPR MS	201	443	PPR = Positive Pin Retention		
Radiator, hinged, heavy duty	148	326	710 mm (28") PPR MS/TRAP	243	536	TRAP = Trapezoidal		
Rear tractor	74	163	710 mm (28") PPR MS	301	664	CHOPPER = Waste Disposal		
Heaters			810 mm (32") PPR MS/TRAP	423	933			
Fuel	5	12	965 mm (38") PPR MS/PPR	777	1,713			
Engine coolant	2	4.4	965 mm (38") PPR MS/TRAP	714	1,574			
Laminated	11	24						
Thermo-shield								
Light, rear (for use with ripper)	1	2.2						

D8R Track-Type Tractor

For more complete information on Cat products, dealer services, and industry solutions, visit us on the web at www.cat.com

© 2009 Caterpillar Inc.
All rights reserved

AEHQ6045 (03-2009)
Replaces AEHQ5058-03

Materials and specifications are subject to change without notice. Featured machines in photos may include additional equipment. See your Caterpillar dealer for available options.

CAT, CATERPILLAR, SAFETY.CAT.COM, their respective logos, "Caterpillar Yellow" and the "Power Edge" trade dress, as well as corporate and product identity used herein, are trademarks of Caterpillar and may not be used without permission.

CATERPILLAR®