



# 325D MH

Material Handler



---

**Cat® C7 Diesel Engine with ACERT™ Technology**

<b>Net Power (ISO 9249) at 1800 rpm</b>	<b>140 kW/190 hp</b>
<b>Operating Weight without tool</b>	<b>34 900-35 300 kg</b>
<b>Maximum Reach</b>	<b>13 029 mm</b>
<b>Maximum Height</b>	<b>13 387 mm</b>

## 325D MH Material Handler

*The Cat 325D MH is specifically designed for the scrap and port handling applications, and incorporate many innovations for excellent performance and durability.*

---

### Engine

- ✓ The Cat C7 engine with ACERT™ Technology offers better fuel efficiency and reduced wear. ACERT Technology works at the point of combustion to optimize engine performance and provide low exhaust emissions. By combining ACERT Technology with the new Economy Mode, customers can balance the demands of performance and fuel economy to suit their requirements and application. **pg. 4**

---

### Hydraulics

- ✓ The hydraulic system has been designed to provide reliability and outstanding controllability with increased lifting capacity. The Cat Tool Control System provides enhanced flexibility. The Heavy Lift Mode maximizes lifting performance and maintains excellent stability. **pg. 5**

---

### Electronic Control System

- ✓ The compact, full-color, graphical monitor displays machine, maintenance, diagnostic and prognostic information in twenty different languages. The new Economy Mode can also be selected from the monitor. To minimize sun glare, the monitor angle is adjustable. **pg. 7**

---

### Environmentally Responsible Design

- ✓ Quieter operation, lower engine emissions, less fluid disposal and cleaner service can help you meet or exceed worldwide regulations and protect the environment. **pg. 4**

---

### Elevated Cab

- ✓ The 325D MH is equipped with a hydraulic cab riser to maximize viewing to all sides of the machine. It offers infinitely variable heights up to 2600 mm of additional height. **pg. 8**

---

### SmartBoom™

- More productive. Faster cycle times for material handling. **pg. 5**

*The 325D MH uses the most sophisticated manufacturing technology to ensure the highest level of manufacturing quality. Excellent control, impressive lift capacity, simplified service and more comfortable operator station increase your productivity and lower your operating costs.*

- ✓ *New feature*



---

### Operator Comfort

- ✓ The new cab provides maximum space, wider visibility and easy access to switches. The monitor is a full-color graphical display that allows the operator to understand the machine information easily. **pg. 6**

---

### Structures

The structural components are the backbone of the machine's durability. Caterpillar design and manufacturing techniques assure outstanding durability and service life. Caterpillar booms and sticks are large, welded box-section structures with thick, multi-plate fabrications that resist high stress. Structures are stress relieved, thanks to a heat treatment, to significantly improve structures fatigue strength. Stick options allow you to pick the best match for your material handling job. **pg. 9**

---

### Work Tools

- ✓ Orange peel grapples and rehandling clamshell buckets are offered to maximize performance of the 325D MH. **pg. 8**

---

### Service and Maintenance

Fast, easy service has been designed in with extended service intervals, advanced filtration, convenient filter access and user-friendly electronic diagnostics for increased productivity and reduced maintenance costs. **pg. 10**

---

### Complete Customer Service

Your Cat dealer offers a wide range of services that can be set up under a customer support agreement when you purchase your equipment. The dealer will help you choose a plan that can cover everything from machine and attachment selection to replacement. **pg. 10**





## Engine

*Built for power, reliability, economy and low emissions.  
Meeting regulations... Exceeding expectations.*



**Performance.** The Cat C7 engine with ACERT Technology offers more engine power, and runs at lower speeds for better fuel efficiency and reduced wear.

### **Automatic Engine Speed Control.**

The two-stage, one-touch control maximizes fuel efficiency and reduces sound levels.

**Engine Controller.** ADEM™ A4 (Advanced Diesel Engine Management) electronic control module manages fuel delivery to get the best performance per liter of fuel. The controller uses sensors in fuel, air intake, exhaust and cooling systems and provides flexible fuel mapping, allowing the engine to respond quickly to varying application needs. It tracks engine and machine conditions while keeping the engine operating at peak efficiency.

**Fuel Delivery.** The Cat C7 features electronic controls that govern the mechanically actuated unit fuel injection system. Multiple injection fuel delivery involves a high degree of precision. Precisely shaping the combustion cycle lowers combustion chamber temperatures, generating fewer emissions and optimizing fuel combustion. This translates into more work output for your fuel cost.

**Cooling System.** To reduce fan noise, the cooling fan is driven from a viscous clutch which is electrically controlled by the machine ECM. It calculates optimum fan speed based on the target engine speed, coolant temperature, hydraulic oil temperature and actual fan speed. The Cat C7 delivers a completely new layout that separates the cooling system from the engine compartment.

**Air Cleaner.** The radial seal air filter features a double-layered filter core for more efficient filtration and is located in a compartment behind the cab. A warning is displayed on the monitor when dust accumulates above a preset level.

## Environmentally Responsible Design

*Caterpillar machines not only help you build a better world, they help maintain and preserve the fragile environment.*



### **Outstanding Performance.**

Many features designed to provide outstanding performance which can mean more work done in a day, less fuel consumption and minimal impact on our environment.

**Emissions.** ACERT Technology is a differentiated technology that reduces emissions at the point of combustion. The technology capitalizes on Caterpillar's proven leadership in three core engine systems: fuel, air and electronics.

**Fewer Leaks and Spills.** Engine oil and encapsulated hydraulic oil filters are positioned vertically and are easy to reach to minimize spillage. Service intervals are extended to reduce the times fluids are changed and handled.

- Hydraulic oil service interval can be extended to 4000 hours with the S•O•S program.
- In addition to the S•O•S program fine filtration system attachment extends the service interval to 5000 hours.
- Cat Extended Life Coolant extends service to 6000 h, less need for fluid disposal.
- The hydraulic system is compatible with Cat HEES hydraulic bio-oil for ecologically sensitive applications.

# Hydraulics

*The 325D MH hydraulic system is designed to handle the specific requirements of the material handling industry.*

**Pilot System.** The pilot pump is independent from the main pumps and controls the front linkage, swing and travel operations.

**Hydraulic Cross-Sensing System.** It utilizes each of two hydraulic pumps to 100%, under all operating conditions. This improves productivity with faster implement speeds and quicker, stronger pivot turns.

**Boom and Stick Regeneration Circuit.** Saves energy during boom-down and stick-in operation which increases efficiency, reduces cycle times and pressure loss for higher productivity, lower operating costs and increased fuel efficiency.

**Boom and Swing Priority.** The hydraulic system provides automatic priority function for boom-up and swing operations eliminating the need for work mode buttons. When the boom or swing lever is activated, the system automatically assigns priority based on operator demand.

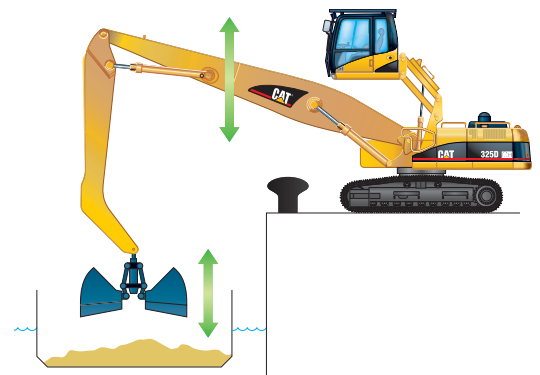
**Hydraulic Cylinder Snubbers.** Located at the rod-end of the boom cylinders and both ends of the stick cylinders to cushion shocks while reducing sound levels and extending component life.

**Improved Hydraulic Attachments.** New damping valves, lowering check valves and pressure reducing valves on 325D MH significantly improve operator comfort and combined movements' smoothness. Machine is less aggressive with even more lifting capacity and improved controllability.



**Heavy Lift Mode.** The operator can select the heavy lift mode at the push of a button to boost lifting capability and provide improved controllability of heavy loads.

**Medium Pressure Circuit.** The on/off grapple rotate function on 325C MH has been replaced by a modular grapple rotate function on the 325D MH with a sliding switch on left joystick to help the operator to precisely position the tool. The grapple open/close function is activated through high pressure circuit on right joystick.



**SmartBoom Feature.** It allows the operator to fully concentrate on production. The unique Cat SmartBoom™ significantly enhances operator comfort and job efficiency. Loading barges is more productive and more fuel efficient as the return cycle is reduced while the boom down function does not require pump flow. Unloading barges is easier and safer because the SmartBoom™ avoids excessive force being put on the barge's floor.

## Operator Station

*Designed for simple, easy operation, high visibility and comfort, the 325D MH allows the operator to focus on production.*



**Operator Station.** The workstation is spacious, quiet and comfortable, assuring high productivity during a long workday. The air conditioner and attachment switches are conveniently located on the right-hand wall, and the key switch and throttle dial are on the right-hand console. The monitor is easy to see and maximizes visibility.

**Seat.** An optional air suspension seat is available in the 325D MH. The standard and optional seats provide a variety of adjustments to suit the operator's size and weight including fore/aft, height and weight. Wide adjustable armrests and a retractable seat belt are also included.


**Climate Control.** Positive filtered ventilation with a pressurized cab is standard. Fresh air or re-circulated air can be selected with a switch on the right console.

### Hydraulic Activation Control Lever.

For added safety, this lever must be in the operate position to activate the machine control functions.

**Controls.** The 325D MH uses pilot operated control levers, positioned so that the operator can operate with arms on the armrests. The vertical stroke is longer than the horizontal, reducing operator fatigue. The control lever grips are shaped to fit into the operator's hands. The horn switch and one-touch low idle switch are positioned on the left and right grip.

**Implement Controls.** Easy to handle joysticks with integrated push buttons and sliding switches control all implement and swing functions. The sliding switches, designed to increase operator comfort and reduce operator fatigue, provide modulated control for tool rotation and cab elevating.



**Skylight.** A unique large polycarbonate skylight provides very good upward visibility, especially useful in above ground applications.

**Windows.** To maximize visibility, all glass is affixed directly to the cab eliminating the use of window frames. Choice of fixed or easy-to-open split front windshield meet operator preference and application conditions.

- 50/50 split front windshield allows both upper and lower portions to be stored in an overhead position.
- 70/30 split front windshield stores the upper portion above the operator. The lower front windshield features a rounded design to maximize downward visibility and improves wiper coverage.
- Both openable versions feature a one-touch action release system.
- The fixed front windshield is available in standard duty laminated glass or high impact resistant laminated glass.

**Wiper.** Designed to maximize visibility in poor weather conditions. The parallel wiper system covers almost the complete front window without leaving unwiped areas in the immediate line of sight of the operator.

**Cab Exterior.** The exterior design uses thick steel tubing along the bottom perimeter of the cab, improving the resistance of fatigue and vibration. This design allows the FOGS to be bolted directly to the cab, enabling the machine to meet specifications and job site requirements.



## Electronic Control System

*Manages the engine and hydraulics for maximum performance.*



**Consoles.** Redesigned consoles feature a simple, functional design to reduce operator fatigue, ease of switch operation and excellent visibility. Both consoles have attached armrests with height adjustments.

**Standard Cab Equipment.** To enhance operator comfort and productivity, the cab includes a lighter, drink holder, coat hook, service meter, literature holder, magazine rack and storage compartment.



**Monitor Display Screen.** The monitor is a full color 400x234 pixels Liquid Crystal Display (LCD) graphic display. The Master Caution Lamp flashes when one of the critical conditions below occurs:

- Engine oil pressure low
  - Coolant temperature high
  - Hydraulic oil temperature high
- Under normal conditions or the default condition, the monitor display screen is divided into four areas; clock and throttle dial, gauge, event display and multi-information display.

### **Clock and Throttle Dial Area.**

The clock and the throttle dial position are in this area and the gas-station icon with green color is also displayed.

**Gauge Area.** Three analog gauges, fuel level, hydraulic oil temperature and coolant temperature, are displayed in this area.

### **Event Display Area.**

Machine information is displayed in this area with the icon and language.

### **Multi-information Display Area.**

This area is reserved for displaying information that is convenient for the operator. The "CAT" logo mark is displayed when information to display does not exist.

**Keypad.** The keypad allows operator to select machine operation conditions and to set view preferences.



## Elevated Cab and Cab Access

*Hydraulic cab riser is available to maximize viewing to all sides of the machine.*



**Hydraulic Cab Riser.** The new design of the parallelogram hydraulic cab riser offers increased visibility as well as optimized operator comfort thanks to higher, larger and more robust structures. The activation of the hydraulic cab riser is modular, and thus, allows the operator to control the riser speed and decrease shocks. In case of emergency, the cab can be lowered while using a safety lever either inside the cab or inside the radiator compartment.

**Bottom Position.** The bottom position is used for shipping and travel.

**Medium Position.** The medium position places the cab forward by 500 mm more than in the travel position, for increased visibility.

**Top Position.** The top position raises the cab by 2600 mm. This provides optimal viewing to all sides in different applications such as scrap handling and port handling. The cab can be positioned at any level between lowest and highest positions.

**Cab Access System.** The 325D MH is equipped with a newly designed cab access system. This cab features an additional cab platform with handrails located to provide the operator with safe ingress and egress.

## Work Tools – Attachments

*A variety of grapples and clamshells are available to maximize machine performance in material handling applications.*

			HDHW	Square
			Boom 8400 mm	
		m <sup>3</sup>	Stick 5500 mm	
Rehandling Clamshell Buckets	GOS-35	0.62		
		0.7-0.78		
		1.05		
		1.26		
		1.46	N	
Orange Peel Grapples (5 tines)	GSM-35	0.5-0.6		
		0.8		
		1.0	N	
	GSH-20B	0.6		
		0.8		
Orange Peel Grapples (4 tines)	GSH-20B	1.0	N	
		0.6		
		0.8		
		1.0		

Max. material density 3000 kg/m<sup>3</sup>
 Max. material density 1200 kg/m<sup>3</sup>  
 Max. material density 1800 kg/m<sup>3</sup>
N Not recommended



Work tools have been calculated with machine in stability position; over-the-side and at maximum horizontal reach at approximately 2 meters above ground level. When choosing a work tool please consider work tool application, productivity requirements and durability. Refer to work tool specifications for application recommendations and productivity information. Check with your Cat dealer for more details on specifications, sizes and other work tool types.



## Structures

*The 325D MH structural components are the backbone of the machine's durability. Durable frames absorb stresses and provide excellent stability.*

### Efficient Design of Welded Box-section Structures.

The design with thick, multi-plate fabrications in high stress areas allows structures to flex, dissipating stresses and maximizing strength.

- Finite element analysis is used in the determination of structural stresses and enables optimization of weight, durability and performance.
- Internal baffle plates provide additional strength and durability throughout the structure to withstand torsional loads.
- Robotic welding: up to 95% of the structural welds on a Cat material handler are completed by robots. Robotic welds achieve over three times the penetration of manual welds.
- Stress relieving: booms and sticks are stress relieved, thanks to heat treatment, to maximize strength for greater durability.

### Purpose Designed Upper Structure and Counterweight.

The upper structure is specifically designed for the scrap and material handling markets. It is built of higher strength material and thicker steel sections to handle the increased swing loads developed with the longer front parts, heavier counterweights and cab risers used in Material Handling.

**Material Handling Front Parts.** Select the right combination of front linkage and undercarriage with your Cat dealer to ensure high productivity from the very start of your job. The front parts and 2 sets of undercarriages meet your material handling needs with excellent lift performance and working range. Built for strong performance and long service life.

### Advanced carbody design stands up to the toughest applications:

- Modified X-shaped box-section carbody provides excellent resistance to torsional bending.
- Upper structure weight and stresses are distributed evenly across the full length track roller frames.
- 5mm thicker carbody plates and increased box-section height provide increased weight and load capacities.
- High strength swing bearing bolts provide superior joint retention and durability

**Rollers and Idlers.** Sealed and lubricated track rollers, carrier rollers, and idlers provide excellent service life, to keep the material handler longer in the field.

**Track.** The 325D MH comes standard with the new grease lubricated track. The track links are assembled and sealed with grease to decrease internal bushing wear, reduce travel noise and extend service life lowering operating costs.

**Strong and Stable Undercarriage.** Two undercarriage options, long heavy duty high wide (HDHW) and long heavy duty high square allow you to choose the best machine for your application and business needs. Both undercarriages provide a high ground clearance and are equipped with full length track guiding guards. The diameter of the 325C MH idlers have been increased on 325D MH to improve even more machine stability.



**Heavy Duty High Wide Undercarriage (HDHW).** The 325D MH comes standard with a long, heavy duty, high and wide undercarriage, to provide the best match between your material handling applications and business needs.



**Square Undercarriage.** An optional long, heavy duty, high and square undercarriage maximizes the over-the-side stability and improve productivity. Lifting capacities are improved over-the-side required to handle heavy loads.

## Service and Maintenance

*Simplified service and maintenance save you time and money.*



**Extended Service Intervals.** 325D MH service and maintenance intervals have been extended to reduce machine service time and increase machine availability.

**Air Filter Compartment.** The air filter features a double-element construction for superior cleaning efficiency. When the air cleaner plugs, a warning is displayed on the monitor screen inside the cab.

**Service.** The design and layout was made with the service technician in mind. Many service locations are easily accessible by ascending to the maintenance walkways allowing critical maintenance to get done quickly and efficiently.

**Pump Compartment.** A service door on the right side of the upper structure allows access to the pump and pilot filter.

**Capsule Filter.** The hydraulic return filter, a capsule filter, is situated outside the hydraulic tank. This filter prevents contaminants from entering the system when hydraulic oil is changed and keeps the operation clean.

**Diagnostics and Monitoring.** Equipped with S•O•S<sup>SM</sup> sampling ports and hydraulic test ports for the hydraulic system, engine oil, and for coolant. A test connection for the Electronic Technician (ET) service tool is located behind the cab.

**Anti-Skid Plate.** Anti-skid plate covers top of and maintenance walkways and upper structure to prevent slipping during maintenance.

**Fan Guard.** Engine radiator fan is completely enclosed by fine wire mesh, reducing the risk of an accident.

**Greasing Points.** Concentrated remote greasing blocks deliver grease to hard-to-reach locations on the Material Handlers.

**Radiator Compartment.** The left rear service door allows easy access to the engine radiator, oil cooler and air-to-air aftercooler. Reserve tank and drain cock are attached to the radiator for simplified maintenance.

## Complete Customer Support

*Cat dealer services help you operate longer with lower costs.*



**Machine Selection.** Make detailed comparisons of the machines you are considering before you buy. What are the job requirements, machine attachments and operating hours? What production is needed? Your Cat dealer can provide recommendations.

**Purchase.** Consider the financing options available as well as day-to-day operating costs. This is also the time to look at dealer services that can be included in the cost of the machine to yield lower equipment owning and operating costs over the long run.

### **Customer Support Agreements.**

Cat dealers offer a variety of product support agreements, and work with customers to develop a plan that best meets specific needs. These plans can cover the entire machine, including attachments, to help protect the customer's investment.

**Operation.** Improving operating techniques can boost your profits. Your cat dealer has videotapes, literature and other ideas to help you increase productivity, and Caterpillar offers certified operator training classes to help maximize the return on your investment.

**Product Support.** You will find nearly all parts at our dealer parts counter. Cat dealers utilize a worldwide computer network to find in-stock parts to minimize machine downtime. You can save money with Cat remanufactured components.

**Maintenance Services.** Repair option programs guarantee the cost of repairs up front. Diagnostic programs such as Scheduled Oil Sampling, Coolant Sampling and Technical Analysis help you avoid unscheduled repairs.

**Replacement.** Repair, rebuild or replace? Your Cat dealer can help you evaluate the cost involved so you can make the right choice.

## Engine

Cat C7 Engine with ACERT Technology

Net power at 1800 rpm

ISO 9249	140 kW/190 hp
80/1269/EEC	140 kW/190 hp
Bore	110 mm
Stroke	127 mm
Displacement	7.2 liters

- All engine horsepower (hp) are metric including front page.
- The C7 engine meets Stage IIIA emission requirements.
- Net power advertised is the power available at the flywheel when the engine is equipped with fan, air cleaner, muffler, and alternator.
- Full engine net power up to 2300 m altitude

## Hydraulic System

Main System

Maximum flow	2 x 235 l/min
Maximum pressure	
Normal	350 bar
Heavy lift	360 bar
Travel	350 bar
Swing	275 bar

Pilot System

Maximum flow	32.4 l/min
Maximum pressure	39 bar

## Drive

Maximum travel speed	5.3 km/h
Drawbar pull	244 kN

## Swing Mechanism

Swing Speed	10.2 rpm
Swing Torque	82.2 kNm

## Sound Levels

**Operator Sound.** The operator sound level measured according to the procedures specified in ISO 6394:1998 is 76 dB(A), for cab offered by Caterpillar, when properly installed and maintained and tested with the doors and windows closed. Hearing protection may be needed when operating with an open operator station and cab (when not properly maintained or doors/windows open) for extended periods or in noisy environment.

**Exterior Sound.** The labeled spectator sound power level measured according to the test procedures and conditions specified in 2005/88/EC is 104 dB(A).

## Cab

Cab/FOGS meets ISO 10262.

## Brakes

Meets the standard ISO 10265:1998

## Service Refill Capacities

	Liter
Fuel tank capacity	500
Cooling system	30
Engine oil	30
Swing drive	10
Final drive	6
Hydraulic system (including tank)	310
Hydraulic tank	145

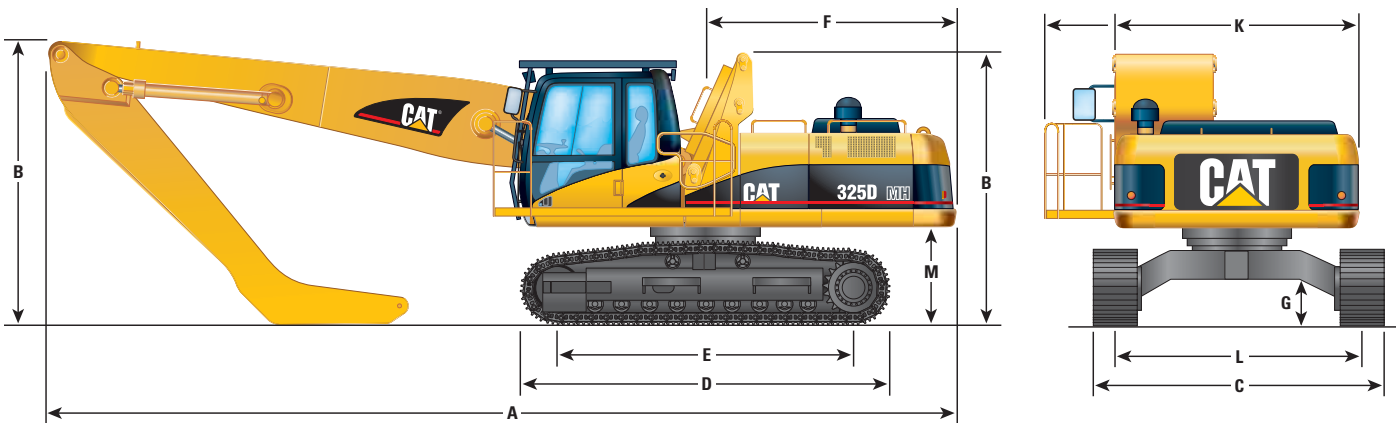
## Weights

	HDHW kg	Square kg
Boom	3050	3050
Stick	1550	1550
Upperframe	16 440	16 440
Undercarriage	12 710	13 010
Counterweight	7700	7700
Operating weight with hydraulic cab riser	34 910	35 220




# Dimensions

All dimensions are approximate.



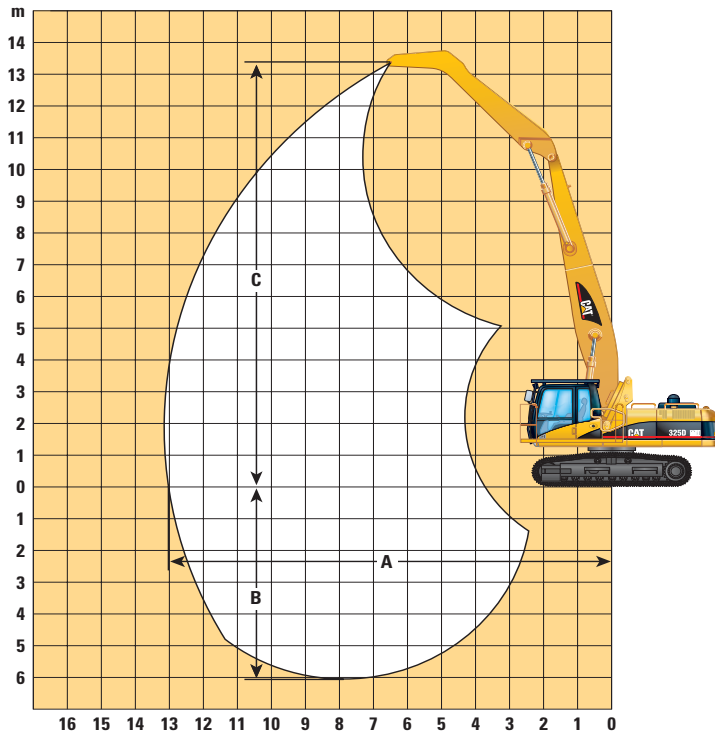
	HDHW mm	Square mm
Boom length	8400	8400
Stick length	5500	5500
<b>A</b> Overall length		
with boom and stick installed	11 640	11 640
with boom without stick	11 445	11 445
<b>B</b> Overall height		
without boom and stick (at hydraulic cab riser)	3445	3445
with boom and stick	3545	3545
<b>C</b> Overall width		
with 800 mm triple grouser shoes	3720	4195
with platform	4024	4024
<b>D</b> Track length	4860	4860
<b>E</b> Length to center of rollers	3990	3990
<b>F</b> Tail swing radius	3080	3080
<b>G</b> Ground clearance	695	645
<b>J</b> Cab height	3270	3270
with FOGS	3400	3400
with raised cab, without FOGS	5860	5860
with raised cab and FOGS	5990	5990
<b>K</b> Upper structure width	2900	2900
<b>L</b> Track gauge	2920	3395
<b>M</b> Counterweight ground clearance	1295	1245



<sup>a</sup>HDHW 325D MH with Heavy Duty High Wide undercarriage  
 Square 325D MH with High Wide Square undercarriage

# Working Ranges and Lift Capacities

Material handling front parts (no work tool) with Heavy Duty High Wide (HDHW) undercarriage and Square undercarriage.



Boom	8400 mm
Stick	5500 mm
Shoes (triple grouser)	800 mm
Counterweight	7700 kg
<b>A</b> Maximum horizontal reach at ground level	13 030 mm
<b>B</b> Maximum vertical pin depth	6070 mm
<b>C</b> Maximum vertical pin height	13 390 mm

The range is applicable in 360°, and dependent on maximum weight of work tool.

## With Heavy Duty High Wide Undercarriage

m	3.0 m		4.5 m		6.0 m		7.5 m		9.0 m		10.5 m		12.0 m		m		
12.0 m							*6060	*6060							*4620	*4620	8.40
10.5 m							*7380	*7380	*6050	*6050					*4330	*4330	9.92
9.0 m							*7460	*7460	*6840	6400	*5420	4890			*4210	*4210	11.03
7.5 m							*7780	*7780	*7010	6270	*6410	4830			*4190	3880	11.85
6.0 m					*9720	*9720	*8300	8090	*7300	6060	6370	4710	5110	3740	*4250	3500	12.43
4.5 m			*14 220	*14 220	*10 870	10 740	*8940	7650	*7670	5790	6200	4540	5010	3650	*4380	3250	12.81
3.0 m			*16 490	15 020	*12 010	9880	*9560	7170	7570	5500	6010	4360	4900	3540	4320	3100	13.00
1.5 m			*8340	*8340	*12 750	9140	9470	6730	7280	5230	5820	4190	4790	3430	4240	3020	13.02
0 m			*6970	*6970	12 610	8640	9100	6400	7040	5000	5670	4040	4690	3340	4260	3020	12.85
-1.5 m	*4750	*4750	*7140	*7140	12 330	8390	8880	6190	6880	4850	5560	3940	4630	3280	4380	3110	12.51
-3.0 m			*7670	*7670	*11 320	8320	8780	6100	6800	4780	5510	3890			4640	3290	11.97
-4.5 m			*8290	*8290	*9750	8370	*8110	6110	*6690	4780	*5370	3920			*4720	3620	11.20
-6.0 m							*6430	6220	*5210	4870							

## With Square Undercarriage

m	3.0 m		4.5 m		6.0 m		7.5 m		9.0 m		10.5 m		12.0 m		m		
12.0 m							*6060	*6060							*4620	*4620	8.40
10.5 m							*7380	*7380	*6050	*6050					*4330	*4330	9.92
9.0 m							*7460	*7460	*6840	*6840	*5420	*5420			*4210	*4210	11.03
7.5 m							*7780	*7780	*7010	*7010	*6410	5640			*4190	*4190	11.85
6.0 m					*9720	*9720	*8300	*8300	*7300	7080	6340	5520	5080	4400	*4250	4140	12.43
4.5 m			*14 220	*14 220	*10 870	*10 870	*8940	*8940	*7670	6810	6160	5350	4980	4310	*4380	3860	12.81
3.0 m			*16 490	*16 490	*12 010	11 840	*9560	8510	7530	6500	5970	5160	4870	4200	4290	3690	13.00
1.5 m			*8340	*8340	*12 750	11 060	9410	8050	7230	6220	5790	4980	4760	4090	4210	3620	13.02
0 m			*6970	*6970	12 530	10 540	9050	7700	7000	5990	5630	4830	4660	4000	4230	3620	12.85
-1.5 m	*4750	*4750	*7140	*7140	12 250	10 270	8820	7490	6840	5830	5530	4730	4600	3940	4350	3730	12.51
-3.0 m			*7670	*7670	*11 320	10 190	8720	7390	6760	5760	5480	4680			4610	3950	11.97
-4.5 m			*8290	*8290	*9750	*9750	*8110	7400	*6690	5760	*5370	4700			*4720	4340	11.20
-6.0 m							*6430	*6430	*5210	*5210							

# Standard Equipment

Standard equipment may vary. Consult your Caterpillar dealer for specifics.

## Electrical

Alternator – 65 amp  
Heavy duty maintenance free batteries (2)  
Lights working:  
– Boom, guarded light  
– Stick, guarded lights, both sides  
– Cab interior  
– Cab mounted, two  
– Frame mounted  
Signal/warning horn

## Operator Environment

12 V/7 A power supply for radio and multipurpose socket  
Adjustable pilot operated joystick type (wrist lever) controls each with 3 on/off buttons and 1 sliding switch  
Alternate exit: hammer to break rear window glass  
Ashtray and 24volt lighter  
Automatic climate control with bi-level air conditioner, heater and defroster  
Beverage holder  
Bolt-on FOGS capability  
Capability to install 2 additional pedals  
EU Sound criteria package  
Floor mat, washable  
Interior lighting and coat hook  
Instrumental panel and gauges  
Heavy Lift mode selection  
Monitor:  
– Full graphic and full color display with language capability  
– Warning information, filter and fluid change information  
– Working hour information  
Laminated front windshield  
Literature compartment  
Machine condition, error code and tool mode setting information  
Start up level check for hydraulic oil, engine oil and engine coolant  
Neutral lever lockout for all controls  
Parking brake  
Polycarbonate skylight  
Positive filtered ventilation (pressurized cab)  
Radio mounting (DIN), with antenna and mounting for two stereo speakers  
Rear window, emergency exit  
Retractable seatbelt  
Sliding door window  
Storage compartment suitable for lunch box  
Sun shade for skylight and front windshield  
Travel control pedals with removable hand levers  
Windshield wiper (parallel type) and washers  
Wiring provision for electrical seat heating and rotating beacon

## Engine

Automatic engine speed control with one-touch low idle switch  
Caterpillar C7 diesel engine (140 kW)  
Stage IIIA emission  
Altitude capability to 2300 m  
Caterpillar extended life coolant  
Fuel economy mode  
Fuel filter

High ambient cooling  
Muffler  
Secondary engine shut-off switch  
Side-by-side cooling system with separately mounted AC condenser  
Water separator, with level indicator, for fuel line

## Undercarriage

6 mm swivel guard on undercarriage  
800 mm Triple grouser shoes  
Automatic swing parking brake  
Automatic travel parking brakes  
Full length track guiding guards  
Grease lubricated tracks  
Heavy duty travel motor guards on undercarriage  
Hydraulic track adjusters  
Steps – four  
Two speed travel  
Undercarriage, Heavy Duty High Wide (HDHW)

## Other Standard Equipment

Boom and stick regeneration circuit.  
Capability to add auxiliary valve and attachment hydraulic pump and controls.  
Cat Datalink and capability to use ET  
Cat 2600 mm hydraulically adjustable cab riser  
Counterweight Material Handling  
Counterweight with lifting eyes  
Cross-roller type swing bearing  
Doors and cab lock with Caterpillar one key security system  
Fine swing control  
Heavy duty upper structure with bottom guards  
Heavy lift mode  
Mirrors (frame right, cab left)  
Overheating protection system  
Regeneration circuit for boom and stick  
Separate hydraulic filter with re-useable metal tube for the filter element (no drop oil filter)  
S•O•S quick sampling valves for engine oil, hydraulic oil and coolant  
Sound suppression, meets EU sound level regulation 2005/88/EC  
Steel Fire wall between pump compartment and engine  
Travel alarm  
Wiring provisions for Cat Product Link

## Hydraulic System

High pressure grapples open-close hydraulic circuit  
High pressure lines with CVC Quick Disconnects (male)  
Hydraulic and electric circuits for:  
– boom lowering check valves  
– stick lowering check valves  
SmartBoom  
Medium pressure functions (hydraulic cab riser and grapple rotate)  
Medium pressure lines with CVC Quick Disconnects (male)



## Optional Equipment

Optional equipment may vary. Consult your Caterpillar dealer for specifics.

### Operator Compartment

Converter 12 V/7 A

Cover for storage compartment, suitable for a lunch box

Machine Security System with programmable keys

Radio

AM/FM radio mounted in right hand side console  
with antenna and speakers

Radio ready mounting rear location including  
24 V to 12 V converter

Seat

Adjustable high-back seat with air suspension with heater

Adjustable high-back seat with mechanical suspension

Adjustable high-back seat with air suspension with heater

Headrest

Lunchbox storage compartment

Straight travel pedal

Visor Rain protector

Windshield

1-piece standard heavy duty

1-piece high impact resistant

50/50 split, sliding

70/30 split, sliding

### Front Parts

Material Handling straight boom 8400 mm

Material Handling drop nose stick 5500 mm

### Miscellaneous Options

Antifreeze

Beacon, rotating

Bio hydraulic oil package

Falling Object Guard, FOGS, bolt-on, including lights

Lights, working, front & rear

Starting aid cold weather

Undercarriage, SQUARE

# 325D MH Material Handler

Materials and specifications are subject to change without notice.  
Featured machines in photos may include additional equipment.  
See your Caterpillar dealer for available options.

HEHH3543 (08/2006) hr

CAT, CATERPILLAR, their respective logos and "Caterpillar Yellow," as well as corporate and product identity used herein, are trademarks of Caterpillar and may not be used without permission

[www.CAT.com](http://www.CAT.com)

© 2006 Caterpillar  
All Rights Reserved

**CATERPILLAR**<sup>®</sup>