

Telehandler TH C Series



TH255C, TH336C, TH337C, TH406C, TH407C



Engine

TH255C

Engine Model TD 2.9L L4, EU Stage IIIB
Gross Power 55 kW (74 hp)

TH336C, TH337C, TH406C and TH407C

Engine Model (Standard) Cat® C3.4B, EU Stage IIIB
Engine Model (Option 1 and 2) Cat C4.4 ACERT™, EU Stage IIIB

Gross Power – Standard 75 kW (101 hp)

Gross Power – Option 1 92.6 kW (124 hp)

Gross Power – Option 2 106 kW (142 hp)

Maximum Height Lift

TH255C 5.6 m

TH336C/TH406C 6.1 m

TH337C/TH407C 7.3 m

Maximum Lift Capacity

TH255C 2500 kg

TH336C/TH337C 3300 kg

TH406C/TH407C 3700 kg

Maximize your productivity and ensure high levels of efficiency.

Modern agriculture places huge demands on machinery, and telehandlers are often central to a farming operation. At Caterpillar we recognize that great performance alone is not good enough. We know that your telehandler has to work all day everyday. Everything we do is driven by the knowledge that reliability and durability are crucial to your business. Add that to our exceptional parts distribution system and strong dealer network means you have a machine that will perform and keep on performing.



Contents

Real Benefits For Your Business4
Putting Your Work Above Everything.....6
A Highly Productive Environment8
Designed to Take On the Toughest Jobs.....10
The Versatility Your Business Needs.....12
Engine and Serviceability14
The Compact Machine with
a Huge Appetite for Work.....16
Specifications.....17



The C Series Telehandlers have new engines, which meet Stage IIIB equivalent emission standards and a new powershift transmission that gives the speed and range to take any job as well as giving a 40 km/h road speed.

Our tried and tested hydraulic system is easy to use, fast but controllable, and designed to save fuel.

Real Benefits For Your Business



High Ground Clearance

Maximize your maneuverability and work on rough ground with up to 482.6 mm (19 in) of ground clearance.



***“I love this machine –
it’s central to
everything we
do on the farm.”***

The TH336C, TH337C, TH406C and TH407C Telehandlers are highly productive machines designed specifically for effective operation on farms.

The Power You Need

Cat engines in the TH336C, TH337C, TH406C and TH407C deliver the power and speed you need for all your work around the farm. Matched to the six speed powershift transmission, excellent towing capabilities and a top roading speed of 40 km/h, no job is going to be too much.

The TH336C, TH337C, TH406C and the TH407C have three engine horsepower options (75 kW/101 hp, 92.4 kW/124 hp or 106 kW/142 hp) to ensure you have the correct solution for your workload.

Go Anywhere

High ground clearance, permanent 4 wheel drive and a limited slip differential means the TH336C, TH337C, TH406C and TH407C keep moving in the worst of conditions. A long wheelbase gives the operator a very smooth ride in rough conditions and gives unmatched stability during fast loading cycles, all this without compromising maneuverability.



Putting Your Work Above Everything





Do Many Different Jobs with One Single Machine

One Cat TH C Series Telehandler can do the work of many, so you don't need to buy a machine for every one application. A range of quick-change Cat work tools ensures that work rates are kept high.

Get More Work Done Faster

Load sensing hydraulics, faster boom cycle times, a small turning circle and single lever joystick controls all help reduce the time it takes to finish the job. The Z-bar linkage delivers strong breakout forces and shorter cycle times, resulting in higher productivity.

Control Your Costs

Expect your downtime to be lower, because of rugged construction, easier maintenance and unrivalled Cat dealer support, with most parts delivered to your local Cat dealer within 24 hours.

Maneuverability

Three steering modes simply controlled and with an automatic alignment system makes changing between 4 wheel steering, front wheel steering and crab wheel steering quick and easy. With our narrow chassis and tight axle lock, maneuvering in restricted buildings is no problem.

Intelligent Boom Suspension

Ride control and boom float in one easy to use option. Ride control when activated automatically cuts in when the machine is traveling over 4.989 km/h, providing a smooth ride for the driver, less material spillage and protecting the machine's structure against shock loads. Boom float protects expensive floor surfaces against damage from excessive bucket pressure and gives longer life to bucket leading edges.

***Load-sensing hydraulics,
fast boom cycle times and
single lever joystick controls
all help reduce the time it
takes to finish the job.***

“It’s a pleasure to get into a cab that’s so comfortable to work in.”

Stay Comfortable and in Control Throughout the Working Day

The TH336C, TH337C, TH406C and TH407C cabin has a spacious interior keeping you comfortable throughout the working day.

The well-designed cabin is spacious and comfortable with ample leg room and controls within easy reach. The heating and optional air conditioning system supplies numerous ventilation outlets strategically positioned throughout the cabin for optimum heating, cooling, de-misting and defrosting.

Designed with the operator in mind, we offer three different cab options across the TH336C, TH337C, TH406C and TH407C:

Premium Cab

- Cloth air suspension seat
- Large entry door with top opening
- Sun screen
- Working lights
- Compliant with agricultural tractor safety systems
- Interactive LCD monitor
- Key pad and anti theft device
- Single lever joystick

Premium Cab with Air Conditioning

- Premium cab
- Air conditioning

Premium Plus Cab with Air Conditioning

- Premium cab with air conditioning
- Air suspension deluxe seat

New Joystick Control (TH336C, TH337C, TH406C and TH407C)

Simple, logical and very easy to use the new joystick controls all boom functions, the auxiliary hydraulics and the transmission. The forward-neutral-reverse control and gear change on the joystick means a very ergonomic operation to reduce operator fatigue when driving long hours.

All the hydraulic controls including the auxiliaries are fully proportional, matched to our flow sharing valve and load sensing pump makes driving the new Cat Telehandlers a real pleasure.

1) Single Lever Joystick 2) Longitudinal Stability Indicator 3) LCD Display





A Highly Productive Environment

2



3





High Cooling Capacity

We know how dusty and dirty it gets and have designed a cooling system to cope. Engine, transmission and hydraulic system all have their separate cooling radiators designed with a special “square wave core.” This allows any material that has passed through the screens to pass right through and not clog up. A hydraulically operated reversing fan is programmable or can be manually operated to blow off any build up of dust from the outer screens. Keeping you going whatever the conditions.

Load Sensing Hydraulics Cut Fuel Consumption

At the heart of our system is a variable displacement piston pump. Load sensing means it only works when you want it to. When you are not using the hydraulics the pump stays idle. This not only saves fuel but reduces heat build up and consequently means less wear in the system.

Matched to our “Flow Sharing Valve” this system enables you to work all the boom functions simultaneously, smoothly and with great accuracy.

Lifting heavy loads? No need to speed up the engine to get more hydraulic pressure with our system, it delivers maximum pressure at low engine speeds saving fuel.

At Caterpillar we know hydraulic systems and we know what you have to do. The Cat Telehandler will perform for you all day every day.

Strong Breakout Force

The Z-bar linkage ensures strong breakout forces for all the heavy duty jobs, but also means faster tipping speeds when loading trucks and trailers which means more productivity. The Z-bar linkage also means a greater dump angle and crowd angle allowing you to fill and empty your bucket more efficiently.

“If you want a machine that just keeps on going – this is it.”



Take on the Toughest Jobs

- Big towing capacity
- Strong breakout force
- Rigid chassis and booms
- Quick and easy servicing



Designed to Take On the Toughest Jobs



The Versatility Your Business Needs





Work Tools

A range of Cat Work Tools extends machine versatility to meet most agricultural applications.

These high performance, high value work tools have a long life and are designed to deliver exceptional productivity. Adjustable, continuous hydraulic flow is standard on all models, and is ideal for work tools such as brooms and augers.

Quick Coupler Makes Changeover Faster and Easier

The high visibility manual IT coupler allows you to change work tools quickly, and provides improved visibility from the cabin to the right hand fork tip.

An optional hydraulic quick coupler allows Cat Work Tools to be changed quickly and efficiently without leaving the cabin. A coupler interface is also available for use with competitive work tools.

"I'm always amazed that one machine can take on so many different jobs."



Engine and Serviceability (TH336C, TH337C, TH406C, TH407C)

Servicing could not be simpler. Engine and transmission are housed under a large lift up hood supported by a gas strut. All daily checks are done from ground level, and are placed for easy access. Filters are all vertical to reduce spillage when changing and the engine has a drain to prevent oil contamination.

Fuel and hydraulic tanks are non metallic to keep contamination to a minimum and prevent condensed water from damaging components.


The Cat C4.4 liter Stage IIIB engine uses a diesel particulate filter with a passive regeneration system which requires no intervention from the operator. Service life of the filter is 8,000-10,000 hours, helping to reduce owning and operating costs.

Renowned Cat Dealer Support

Your Cat dealer is ready to help you every step of the way. From new or used machine sales, to rental or rebuild options, your Cat dealer can provide an optimal solution to your business needs. Unsurpassed worldwide parts availability, trained technicians and customer support agreements maximize your machine uptime.



Engine and Serviceability



The Compact Machine with a Huge Appetite for Work



When space is limited, the TH255C is your answer. Measuring just 1.8 m wide and 1.9 m tall it will get under those low overhead doors or go down narrow lanes and feed aisles.

It may be small but the TH255C packs a heavy punch when it comes to those heavy handling jobs around the farm, lifting 2500 kg to 5.6 m.

The hydrostatic transmission is perfect for precision maneuvering around your livestock and the 55 kW (74 hp) engine gives you plenty of power for fast loading.

We fit a skid steer loader style quick coupler providing you with the opportunity to fit a wide range of work tools, making this a very versatile handler.



TH255C, TH336C, TH337C, TH406C, TH407C Specifications

TH255C

Engine	TD 2.9L L4, Stage IIIB equivalent emission standards
Gross Power	55 kW (74 hp)
Transmission	Infinitely variable hydrostat
Hydraulic Pump	Gear pump, maximum flow 72.3 L/min at 241 bar
Fuel Tank Capacity	91 L
Operating Weight with Carriage and Forks	5010 kg
Rated Load Capacity	2500 kg
Maximum Lift Height	5600 mm
Maximum Forward Reach	3300 mm
Load at Maximum Height	1360 kg
Load at Maximum Reach	780 kg
Turning Radius Over Tires (12 × 16.5)	3200 mm
Tires – Agricultural Tread Pattern (14 × 17.5)	3100 mm

TH336C

Engine Model (Standard)	Cat C3.4B, Stage IIIB equivalent emission standards
Engine Model (Option 1 and 2)	Cat C4.4 ACERT, Stage IIIB equivalent emission standards
Horsepower Options	
Gross Power – Standard	75 kW (101 hp)
Gross Power – Option 1	92.6 kW (124 hp)
Gross Power – Option 2	106 kW (142 hp)
Transmission	Power shift with 6 forward and 3 reverse gears, maximum road speed = 40 km/h
Hydraulic Pump	Variable displacement load sensing piston pump, maximum flow 150 L/min at 250 bar
Fuel Tank Capacity	150 L
Operating Weight with Carriage and Forks	7630 kg
Rated Load Capacity	3300 kg
Maximum Lift Height	6100 mm
Maximum Forward Reach	3109 mm
Load at Maximum Height	2400 kg
Load at Maximum Reach	1000 kg
Turning Radius Over Tires	3750 mm
Turning Radius Over Forks	4750 mm
Tires – Agricultural Tread Pattern	15.5/80-14 16 ply 460/70 R24 XMCL

TH406C

Engine Model (Standard)	Cat C3.4B, Stage IIIB equivalent emission standards
Engine Model (Option 1 and 2)	Cat C4.4 ACERT, Stage IIIB equivalent emission standards
Horsepower Options	
Gross Power – Standard	75 kW (101 hp)
Gross Power – Option 1	92.6 kW (124 hp)
Gross Power – Option 2	106 kW (142 hp)
Transmission	Power shift with 6 forward and 3 reverse gears, maximum road speed = 40 km/h
Hydraulic Pump	Variable displacement load sensing piston pump, maximum flow 150 L/min at 250 bar
Fuel Tank Capacity	150 L
Operating Weight with Carriage and Forks	8330 kg
Rated Load Capacity	3700 kg
Maximum Lift Height	6100 mm
Maximum Forward Reach	3109 mm
Load at Maximum Height	2500 kg
Load at Maximum Reach	1500 kg
Turning Radius Over Tires	3750 mm
Turning Radius Over Forks	4750 mm
Tires – Agricultural Tread Pattern	15.5/80-14 16 ply 460/70 R24 XMCL

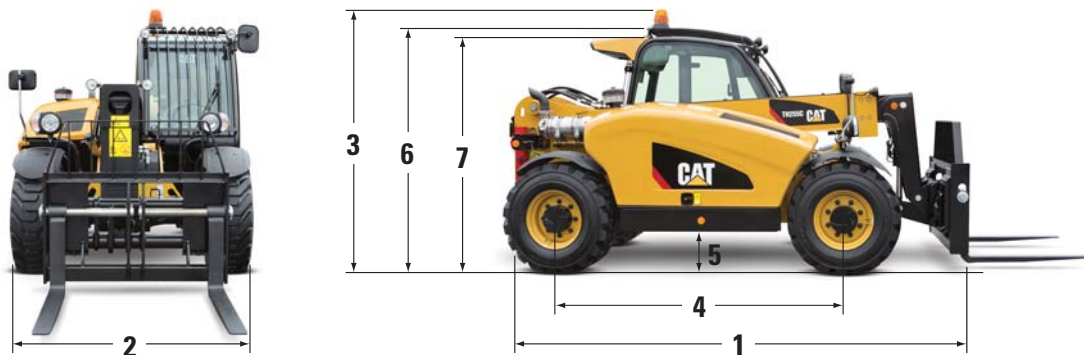
TH255C, TH336C, TH337C, TH406C, TH407C Specifications

TH337C	
Engine Model (Standard)	Cat C3.4B, Stage IIIB equivalent emission standards
Engine Model (Option 1 and 2)	Cat C4.4 ACERT, Stage IIIB equivalent emission standards
Horsepower Options	
Gross Power – Standard	75 kW (101 hp)
Gross Power – Option 1	92.6 kW (124 hp)
Gross Power – Option 2	106 kW (142 hp)
Transmission	Power shift with 6 forward and 3 reverse gears, maximum road speed = 40 km/h
Hydraulic Pump	Variable displacement load sensing piston pump, maximum flow 150 L/min at 250 bar
Fuel Tank Capacity	150 L
Operating Weight with Carriage and Forks	8030 kg
Rated Load Capacity	3300 kg
Maximum Lift Height	7300 mm
Maximum Forward Reach	3763 mm
Load at Maximum Height	2000 kg
Load at Maximum Reach	1000 kg
Turning Radius Over Tires	3820 mm
Turning Radius Over Forks	4900 mm
Tires – Agricultural Tread Pattern	15.5/80-14 16 ply 460/70 R24 XMCL

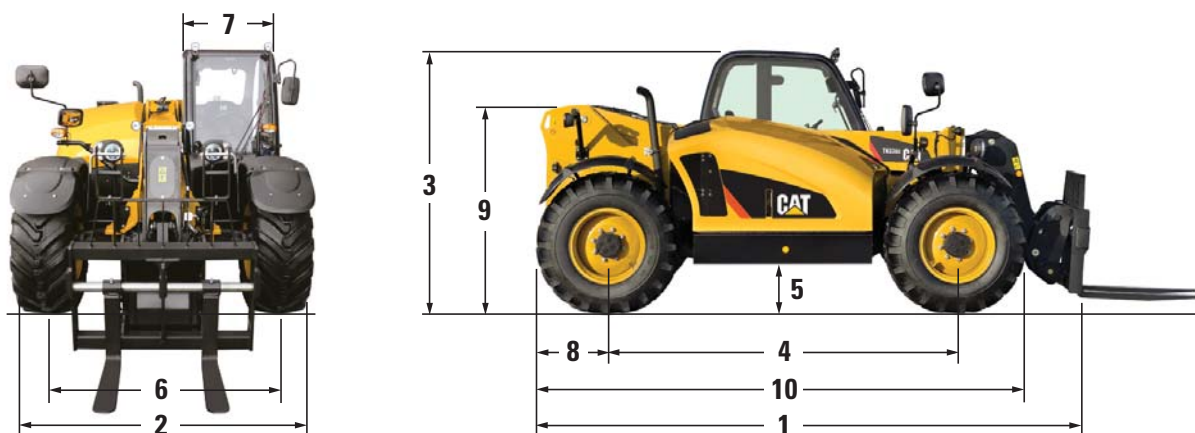
TH407C	
Engine Model (Standard)	Cat C3.4B, Stage IIIB equivalent emission standards
Engine Model (Option 1 and 2)	Cat C4.4 ACERT, Stage IIIB equivalent emission standards
Horsepower Options	
Gross Power – Standard	75 kW (101 hp)
Gross Power – Option 1	92.6 kW (124 hp)
Gross Power – Option 2	106 kW (142 hp)
Transmission	Power shift with 6 forward and 3 reverse gears, maximum road speed = 40 km/h
Hydraulic Pump	Variable displacement load sensing piston pump, maximum flow 150 L/min at 250 bar
Fuel Tank Capacity	150 L
Operating Weight with Carriage and Forks	8730 kg
Rated Load Capacity	3700 kg
Maximum Lift Height	7300 mm
Maximum Forward Reach	3763 mm
Load at Maximum Height	2000 kg
Load at Maximum Reach	1500 kg
Turning Radius Over Tires	3820 mm
Turning Radius Over Forks	4900 mm
Tires – Agricultural Tread Pattern	15.5/80-14 16 ply 460/70 R24 XMCL 500/70 R24 XMCL

TH255C, TH336C, TH337C, TH406C, TH407C Specifications

Dimensions



	1	2	3	4	5	6	7
	mm	mm	mm	mm	mm	mm	mm
TH255C	3800	1800	2227	2300	270	2036	1900




	1	2	3	4	5	6	7	8	9	10
	mm	mm	mm	mm	mm	mm	mm	mm	mm	mm
TH336C	4621	2382	2419	2975	430	1988	920	375	1753	4278
TH406C	4621	2382	2419	2975	430	1988	920	662	1753	4278
TH337C	4866	2382	2489	3075	430	1988	920	675	1838	4451
TH407C	5153	2382	2489	3075	430	1988	920	962	1838	4704


Tow Hitch Options



EEC Manual



Piton



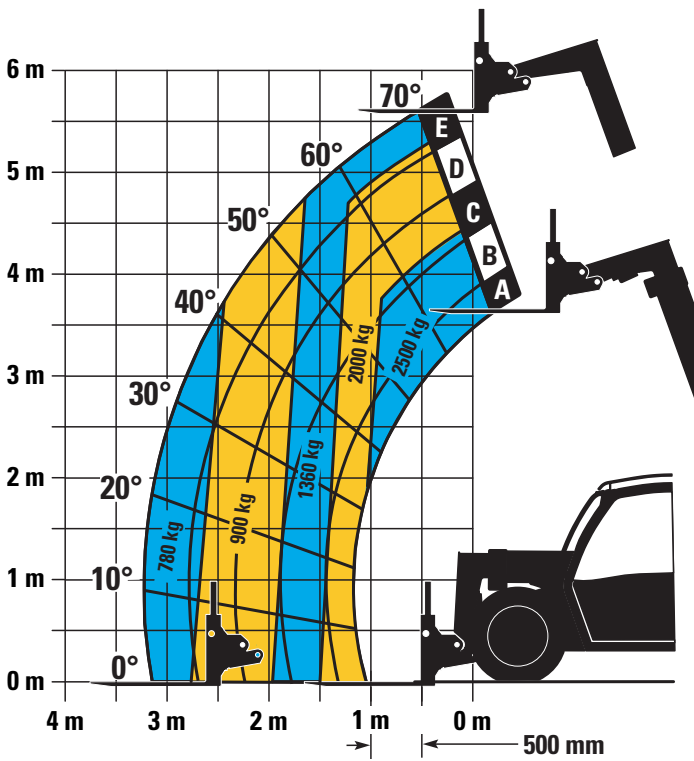
EEC Automatic



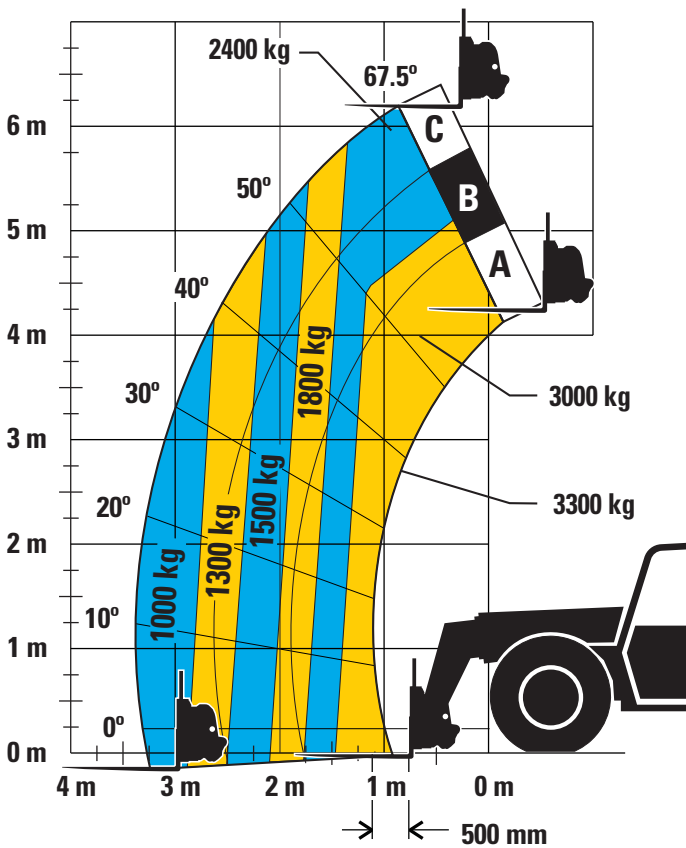
Hydraulic Pick Up

TH255C, TH336C, TH337C, TH406C, TH407C Specifications

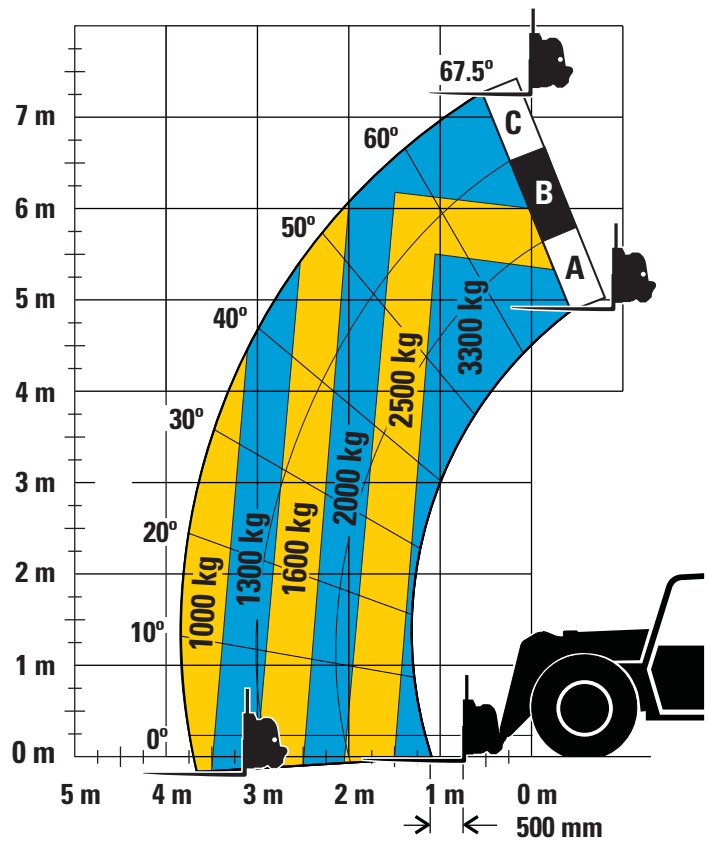
TH255C



TH336C

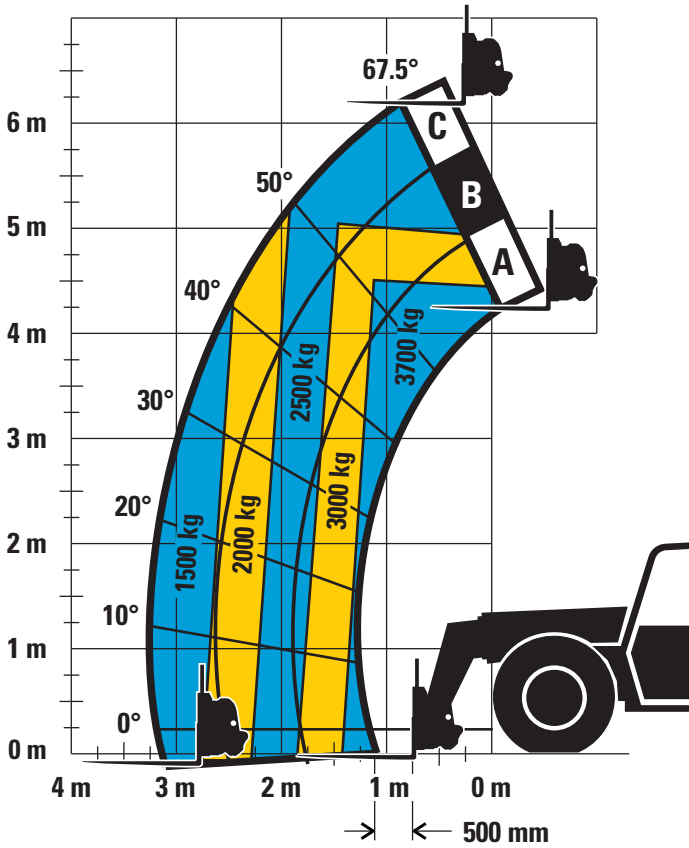


TH337C

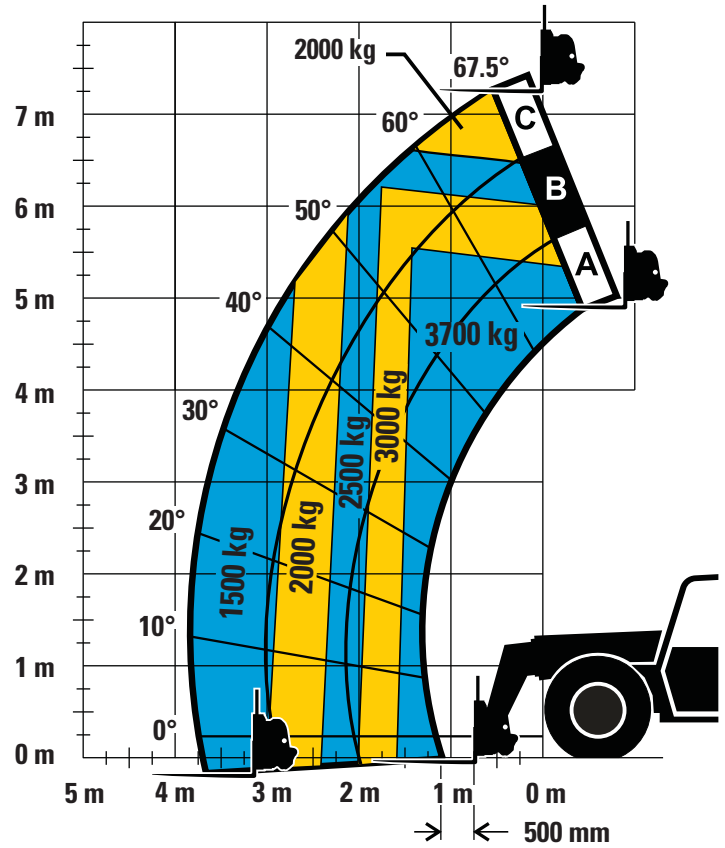


TH255C, TH336C, TH337C, TH406C, TH407C Specifications

TH406C



TH407C



IMPORTANT

Rated lift capacities shown are with machine equipped with carriage and pallet forks. The machine must be level on a firm surface with undamaged, properly inflated tires. Machine specifications and stability are based on rated lift capacities at specific boom angles and boom lengths. (If specifications are critical, the proposed application should be discussed with your dealer.)

DO NOT exceed rated lift capacity loads, as unstable and dangerous machine conditions will result.

DO NOT tip the machine forward to determine the allowable load.

Due to continuous product improvements, machine specifications and/or equipment changes may be made without prior notification.

For more complete information on Cat products, dealer services, and industry solutions, visit us on the web at www.cat.com

© 2016 Caterpillar
All rights reserved

Materials and specifications are subject to change without notice. Featured machines in photos may include additional equipment. See your Cat dealer for available options.

CAT, CATERPILLAR, SAFETY.CAT.COM, their respective logos, "Caterpillar Yellow" and the "Power Edge" trade dress, as well as corporate and product identity used herein, are trademarks of Caterpillar and may not be used without permission.

AEHQ6895-04 (03-2016)
Replaces AEHQ6895-03
(Europe)

