

# M317D2

Wheeled Excavator



## Engine

Engine Model	Cat® C4.4 ACERT™ Technology
Emission Standards	U.S. EPA Tier 3/EU Stage IIIA equivalent emission standards and China Nonroad III emission standards
Net Power (Maximum) ISO 9249 at 2,000 rpm	101 kW (137 hp)
Net Power (Maximum) ISO 14396 at 2,000 rpm	108 kW (147 hp)

## Weights

Operating Weight	15 300 to 17 500 kg
------------------	---------------------

## Bucket Specifications

Bucket Capacities	0.35 to 0.91 m <sup>3</sup>
-------------------	-----------------------------

## Working Ranges

Maximum Reach at Ground Level	9380 mm
Maximum Digging Depth	6070 mm

## Drive

Maximum Travel Speed	34 km/h
----------------------	---------

## Features

### Performance

*Provides fast cycle times, great lift capacity and high bucket and stick forces. The new engine offers great power and reliability, while optimizing your fuel consumption. This combination maximizes your productivity in any job to maximize your profits.*

### Serviceability

*For increased safety and reduced downtime, all daily maintenance points are accessible from ground level. Centralized greasing systems allow quicker lubrication of several critical points.*

### Operator Comfort

*The operator station maximizes comfort while increasing safety. The available air-suspension seat with heated cushions improves operator comfort. Safety is enhanced by various integrated features like the color monitor displaying the view from the standard rear-mounted camera.*

### Versatility

*Various undercarriage and front linkage possibilities. See the machine overall performance in different applications, make the most of it thanks to the available optional features and Cat attachments and you'll get the right machine just for your applications' needs.*

## Contents

Responsible Design .....	4
Engine .....	5
Premium Comfort .....	6
Simplicity and Functionality .....	7
Undercarriage .....	8
Hydraulics .....	9
Booms and Sticks .....	10
SmartBoom™ .....	11
Ride Control.....	11
Attachments.....	12
Safety .....	14
Complete Customer Support.....	14
Serviceability.....	15
Integrated Technologies.....	16
Specifications.....	17
Standard Equipment.....	27
Optional Equipment.....	28
Notes.....	29







# Responsible Design

## Thinking Generations Ahead

### **Fuel Efficiency and Low Exhaust Emissions**

The Cat C4.4 ACERT engine meets China Nonroad III emission standards, and achieves emission standards equivalent to Tier 3 and Stage IIIA, while offering increased performance, high fuel efficiency and reliability. This means more work done in a day, low operating cost and minimal impact on our environment.

### **Quiet Operation**

Low sound levels, as a result of the variable fan speed and remote cooling system.

### **Technologies and Longer Service Intervals**

Product Link™ allows remote monitoring of the machine and helps improve your fleet efficiency as well as reduce your costs. Your Cat dealer can help extend service intervals, meaning fewer required fluids and disposals, all adding up to lower operating costs.

### **Fewer Leaks and Spills**

Lubricant filters and various drains are designed to minimize spills. Cat O-Ring Face Seals, XT™ Hoses and cylinders help prevent leaks that can reduce performance.

### **Cat Certified Used**

This program is a key element in the range of solutions offered by Caterpillar and Cat dealers throughout the world to help customers achieve growth at the lowest cost while eliminating waste. Used equipment is inspected, guaranteed and ready for work and customers will benefit from a Caterpillar warranty.

# Engine

## Power, Reliability, and Fuel Economy



### ***The Power and Performance You Need***

#### **Constant Power Strategy**

Responding quickly to changing loads, the constant power strategy delivers the same amount of power regardless of operating conditions.

The Cat engine delivers a maximum net power (Acc. ISO 14396) of 108 kW at a rated speed of 2,000 rpm and increases reliability with the enhanced fuel system designed to manage world-wide fuel quality.

### ***On-Demand Strategies for Fuel Efficiency***

#### **Smart Engines**

The engine is electronically controlled and equipped with the Common Rail Fuel System. Smart engines automatically operate at the most efficient operating point depending on the application, to save fuel with no impact on performance.

#### **Demand Fan Cooling System**

The electronically controlled hydraulic motor drives a variable speed on-demand fan, resulting in optimized fuel consumption.

#### **One-Touch Low Idle Control and Automatic Engine Speed Control**

The Automatic Engine Speed Control reduces engine speed if no operation is performed, reducing fuel consumption and sound levels. The One-Touch Low Idle Control allows you to instantly reduce the engine speed with one touch.

#### **Eco and Work Modes**

- The Eco Mode can reduce significantly your fuel consumption while preserving productivity results for most applications.
- The Travel Mode optimizes driveline performance while preserving fuel.
- The Power Mode is the best compromise between productivity and fuel efficiency for heavy load applications.

# Premium Comfort

Keeps Operators Productive All Shift Long



## Comfortable Seat Options

Our seats provide all the comfort needed for a long day of work. Test the comfort seat, it includes a passive seat climate control and air suspension which can be adjusted to the operator's weight, allowing relaxed, ergonomic sitting.

## Comfortable Operation

- Two-way pedals for travel and auxiliary circuits provide increased floor space.
- The auxiliary high-pressure pedal can be locked in the off position and used as a footrest.
- The steering column is easily tiltable thanks to a large pedal at its base.

## Low Vibration/Sound Levels

- Rubber-mounted cab with thick steel tubing to reduce sound levels.
- The air-suspended seat helps reduce vibrations.

## *Details That Make the Difference*

### Automatic Climate Control

Easy adjustment of the cab temperature with filtered ventilation to be comfortable in all climates.

### Storage Compartments

- Large compartment behind the seat with sufficient room to store a large lunch box or a hard hat. A cover secures the contents during machine operation.
- Several other dedicated spaces can hold large mugs, MP3 players or a cell phone.

### Plug, Charge and Play Your Devices

- The 12V-7A power supply socket is conveniently located for charging your laptop, or a tablet.
- A CD/MP3 radio is available.





# Simplicity and Functionality

## For Ease of Operation

### Ergonomic Layout and Smart Controls

The operator station is designed for simplicity, functionality and ease of operation. Frequently used switches are centralized on the right-hand switch console. Features like the heavy lift mode, ride control or SmartBoom will not only increase your productivity but also help reduce fatigue for your operators.

### Joystick Steering (optional)

Keep both hands on the joysticks even when simultaneously moving the implements and repositioning the machine, by the use of the slider switch on the right joystick.

### Optimized Visibility

All glass is affixed directly to the cab, eliminating the use of window frames. The 70/30 split front windshield stores the upper portion above the operator and is easy to release. A large skylight provides upward visibility and includes a retractable sunscreen. The parallel wiper system covers the entire front windshield.



### Standard Rearview Camera

Together with the best in class visibility to all sides, the rear view displayed on the monitor helps ensure a safe operation.

### Large Color Monitor – Keeps You Aware of Any Important Information

- Easy to read and in local language, high resolution LCD monitor.
- “Quick Access” buttons allow a quick selection of favorite functions.
- The tool select function lets you preset up to ten different hydraulic attachments for quick tool changes (optional).

# Undercarriage

Strength and Versatility on Wheels at 34 km/h



## High Travel Speed (Maximum 34 km/h)


Reduces your travel times between job sites and therefore transportation costs. Save time whenever you need to move material or items inside your job site.

## Stabilizers and Dozer Blade – Versatile Solutions to Do It All.

Various undercarriage configurations are available to provide the best solution for your work environment including dozer blades and/or outriggers. Outriggers can be individually controlled to horizontally stabilize the machine even on slight slopes. The new blade design allows material to roll well and minimizes material packing.

## Fenders

Steel fenders provide coverage of all tires, protecting the machine and surroundings from mud and stones being thrown up.



## Heavy Duty Axles

Rigidity and long life with effective transmission protection and heavy-duty axles. The transmission is mounted directly on the rear axle for protection and optimum ground clearance. The front axle offers wide oscillating and steering angles.

## Advanced Disc Brake System

Minimizes the rocking effect when working free on wheels. The disc brake system acts directly on the hub instead of the drive shaft to avoid planetary gear backlash. The axle design lowers life costs. Oil change intervals can be up to 2,000 working hours depending on the machine usage.





## Hydraulics

### Fast Cycle Times, Heavy Lift Capacity

#### **Dedicated Swing Pump**

This closed hydraulic circuit maximizes swing performance without reducing power to the other hydraulic functions, resulting in smoother combined movements.

#### **Proportional Auxiliary Hydraulics, Tremendous Versatility**

The versatility of the hydraulic system can be expanded to utilize a wide variety of hydraulic attachments using multiple valve options. Basic controls include (optional):

- The Multi-Combined Valve allows the operator to select up to ten preset work tools from the monitor.
- A medium pressure function providing proportional flow, ideal for tilting buckets or rotating tools.
- A hammer line (one-way high pressure).
- A dedicated circuit to operate hydraulic quick couplers.

#### **Heavy Lift Mode**

Maximizes your lifting performance by boosting the lifting capacity of the machine up to 7%.

#### **Adjustable Swing Aggressiveness**

Allows you to adjust the aggressiveness of the machine swing to match the operator's preferences.

#### **Stick Regeneration Circuit**

Increases efficiency and helps enhance controllability for higher productivity.

# Booms and Sticks

Maximum Flexibility – High Productivity

## Rugged Performance

Booms and sticks are welded, box section structures with thick, multiplate fabrications in high stress areas for the tough work you do.

## Flexibility

The choice of various booms and sticks provides the right balance of reach and digging forces for all applications.

## Sticks

- **Medium stick (2400 mm)** for greater crowd force and lifting capability
- **Long stick (2600 mm)** for greater depth and reach

## Booms

- **Variable Adjustable (VA)** – improved right side visibility and roading balance. When working in tight, close to the machine, against the blade, or lifting heavy loads, the VA boom offers the best flexibility.
- **One-Piece Boom** – Fits best for all standard applications such as truck loading and digging. A unique straight section in the curve of the side plate reduces stress flow and helps increase boom life.



# SmartBoom

## Reduces Stress and Vibration

### Rock Scraping


Scraping rock and finishing work is easy and fast. SmartBoom simplifies the task and allows more focus on stick and bucket, while the boom freely goes up and down without using pump flow.

### Hammer Work

The front parts automatically follow the hammer while penetrating the rock. Blank shots or excessive force on the hammer are avoided resulting in longer life for the hammer and the machine. Similar advantages with vibratory plate compactors.

### Truck Loading

Loading trucks from a bench is more productive and fuel efficient as the return cycle is reduced while the boom down function does not require pump flow.




## Ride Control

### Fast Travel Speed with More Comfort

The ride control system lets you travel faster over rough terrain with improved ride quality for the operator. Accumulators are acting as shock absorbers to dampen the front part motion. It can be activated through a button located on the soft switch panel in the cab.





## Attachments

Optimize Your Performance



### Save Time with Every Tool Change

**Perform tool changes in seconds** ... Combine a quick coupler with common attachments that can be shared between the same size machines and you'll get flexibility on every job. The hydraulic quick coupler automates tool exchange, so operators can change attachments quickly, from the safety and comfort of their cabs. Make your operators more efficient and productive.



### **Power Match**

Match your Cat hydraulic attachments to your Cat machine, and get the most out of the standard, built-in software. Attachment changes have never been easier!



### **Get the Most from Your Machine**

If you have multiple tasks to get done in a typical work day, the M317D2 can help. Highly versatile, you can easily expand all the possibilities it offers by utilizing any of the variety of Cat attachments.

### **Change Jobs Quickly**

A quick coupler brings the ability to quickly change attachments, and increase your flexibility. Operators will be encouraged to use the right tool for the job and fewer machines will be needed.

### **Dig, Load and Landscape**

A wide range of buckets offers solutions for digging, excavating, trenching, loading and finishing. Ditch Cleaning buckets are suitable for grading and finishing in landscaping applications or for loading loose material that is stockpiled, where teeth would damage the surface.



### **Sort and Handle Material**

With increasing environmental regulations, you need efficient ways to deal with waste. Save on transportation, manpower and dumping costs with Cat grapples by sorting debris at source and trucking it separately.

### **Build, Compact and Maintain Roads**

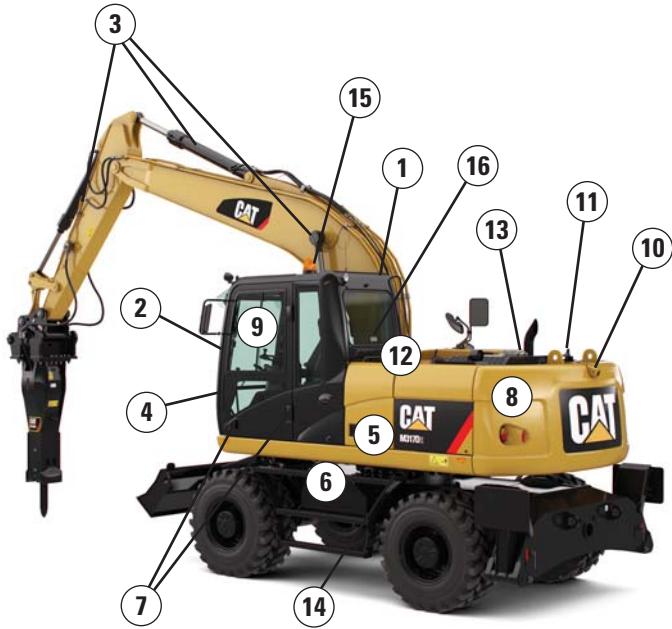
Whether you do finish grading with leveling buckets, ditch cleaning, sewer and water, or compaction, the machine in combination with the appropriate attachment will do the job quickly.



Attachment availability varies depending on territories. Contact your Cat dealer to learn more about the specific attachment choices available in your region.

# Safety

Make Sure You're Safe



- 1 FOPS Certified cab
- 2 Falling objects guards "bolt-on" compatibility (optional guards)
- 3 Anti-drift devices for booms, sticks and buckets
- 4 Sound proofing
- 5 Ground level maintenance
- 6 Punched, anti-slippery walking surfaces
- 7 Three points of contact ingress
- 8 Halogen lights
- 9 Excellent visibility
- 10 Standard rearview camera
- 11 Travel alarm (three adjustable modes available, continuous, temporary or disabled)
- 12 Emergency shut-off switch
- 13 Battery disconnect switch
- 14 Swing mechanical lock
- 15 Rotating beacon (optional)
- 16 Emergency hammer and exit

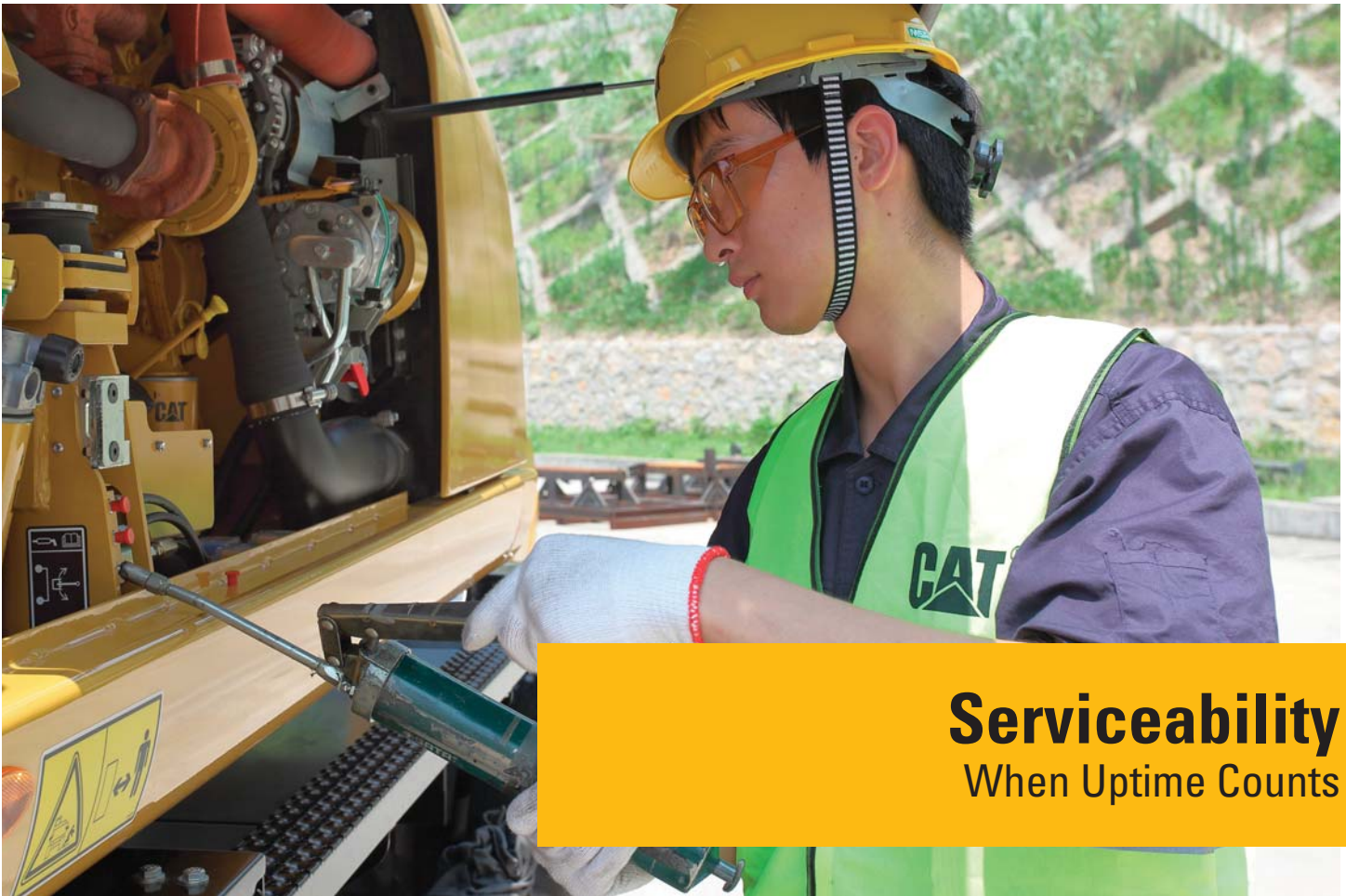
## Complete Customer Support

Your Cat Dealer Will Support You Like No Other

*From helping you to choose the right machine to knowledgeable on-going support, Cat dealers provide the best-in-sales and services.*

- **Best long-term investment** with financing options and services
- **Productive operation** with training programs
- **Preventive maintenance** and guaranteed maintenance contracts
- **Uptime**, with best-in-class parts availability
- **Repair, rebuild, or replace?** Your dealer can help evaluate the best option.





## Serviceability When Uptime Counts

### Extended Service Intervals to Reduce Costs

- **S-O-S<sup>SM</sup> Oil Sampling Analysis** – Enhances performance and durability. This system can predict potential failures and can extend hydraulic oil change intervals up to 6,000 hours.
- **Engine Oil (low ash oil)** – Cat engine oil is more cost effective and provides industry-leading performance. Engine oil change interval can be extended up to 500 hours.
- **Capsule Filter** – The hydraulic return filter prevents from contamination when the hydraulic oil is changed.
- **Fuel Filters and Water Separator** – The new filtration system is suited for challenging work conditions, even when using poor fuel quality. The new primary filter offers increased filtration capabilities and works in conjunction with a water separator. Fuel filters are designed to last up to 500 hours (250 hours with very poor fuel quality). The primary fuel filter includes a fuel priming pump, a water level switch and a visual restriction indicator. Two secondary filters further improve filtration capabilities.
- **Remote Greasing** – Centralized or grouped points for hard to reach locations.
- **Refueling Pump** (optional).

### Easy Ground Level Maintenance

Our excavators are designed with the operator and technician in mind. Door opening is assisted with gas springs.

- **Front Compartment** – Ground level access to the batteries, air-to-air aftercooler, air conditioner condenser and the air cleaner filter.
- **Swing-out Air Conditioner Condenser** allows cleaning on both sides and access to the air-to-air aftercooler.
- **Engine Compartment** – The longitudinal layout ensures accessibility from ground level.

# Integrated Technologies

It Pays to Know

Cat Connect makes smart use of technology and services to improve your job site efficiency. Using the data from technology-equipped machines, you'll get more information and insight into your equipment and operations than ever before.

Cat Connect technologies offer improvements in these key areas:



EQUIPMENT  
MANAGEMENT

**Equipment Management** – increase uptime and reduce operating costs.



PRODUCTIVITY

**Productivity** – monitor production and manage job site efficiency.



SAFETY

**Safety** – enhance job site awareness to keep your people and equipment safe.

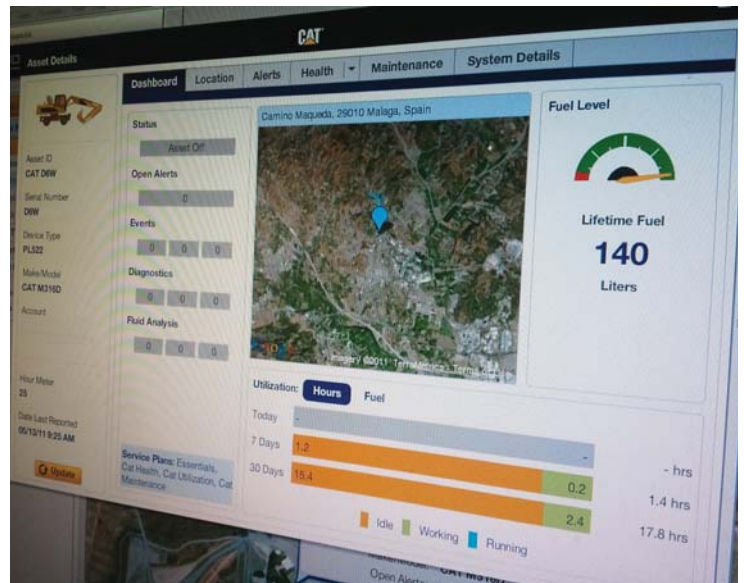

Featured Cat Connect technologies include the following:

## Link

Link technologies provide wireless capability to machines to enable two-way transfer of information collected by on-board sensors, control modules, and other Cat Connect technologies.

## Manage Your Machine Remotely

Cat Product Link is a system that is deeply integrated into the machine monitoring system to take the guesswork out of managing your equipment. The system tracks location, hours, fuel usage, productivity, idle time, and diagnostic codes and shares it with you through VisionLink® to help you maximize efficiency, improve productivity, and lower operating costs.



# CAT® CONNECT



EQUIPMENT  
MANAGEMENT



PRODUCTIVITY



SAFETY



SUSTAINABILITY



# M317D2 Wheeled Excavator Specifications

## Engine

Engine Model	Cat C4.4 ACERT
Emission Standards	Meets China Nonroad III emission standards and Tier 3, Stage IIIA equivalent emission standards
Ratings	2,000 rpm
Net Power	
ISO 14396	108 kW (147 hp)
ISO 9249/SAE J1349	101 kW (137 hp)
Bore	105 mm
Stroke	127 mm
Displacement	4.4 L
Cylinders	4
Maximum Torque at 1,400 rpm	550 N·m

- All engine horsepower (hp) are metric including front page.
- Full engine net power up to 3000 m altitude.

## Weights

VA Boom*	
Rear Dozer Only	15 840 kg
Front Dozer, Rear Outriggers	16 790 kg
One-Piece Boom*	
Rear Dozer Only	15 340 kg
Front Dozer, Rear Outriggers	16 290 kg
Sticks	
Medium (2400 mm)	514 kg
Long (2600 mm)	530 kg
Dozer Blade	750 kg
Outriggers	960 kg
Counterweight	
Standard	3500 kg
Optional	3900 kg

\* Machine weight with medium stick, 3900 kg counterweight, with operator and full fuel tank, without work tool. Weight varies depending on configuration.

## Transmission

Forward/Reverse	
1st Gear	8 km/h
2nd Gear	34 km/h
Creeper Speed	
1st Gear	3 km/h
2nd Gear	13 km/h
Drawbar Pull	97 kN
Maximum Gradeability	69%

## Tires

Standard	10.00-20 (dual pneumatic)
----------	---------------------------

## Hydraulic System

Tank Capacity	135 L
System	255 L
<b>Maximum Pressure</b>	
Implement Circuit	
Normal	350 bar    35 000 kPa
Heavy Lift	375 bar    37 500 kPa
Travel Circuit	350 bar    35 000 kPa
Auxiliary Circuit	
High Pressure	350 bar    35 000 kPa
Medium Pressure	185 bar    18 500 kPa
Swing Mechanism	370 bar    35 000 kPa
<b>Maximum Flow</b>	
Implement/Travel Circuit	220 L/min
Auxiliary Circuit	
High Pressure	220 L/min
Medium Pressure	40 L/min
Swing Mechanism	80 L/min

## Swing Mechanism

Swing Speed	10.5 rpm
Swing Torque	40 kN·m

## Undercarriage

Ground Clearance	370 mm
Maximum Steering Angle	35°
Oscillation Axle Angle	±8.5°
Minimum Turning Radius	
Outside of Tire	6300 mm
End of VA Boom	6900 mm
End of One-Piece Boom	8300 mm

## Service Refill Capacities

Fuel Tank	240 L
Cooling	33 L
Engine Crankcase	8 L
Rear Axle Housing (differential)	14 L
Front Steering Axle (differential)	10.5 L
Final Drive	2.5 L
Powershift Transmission	2.5 L

## Sound Levels

### Exterior Sound

- The labeled spectator sound power level measured according to the test procedures and conditions specified in 2000/14/EC is 102 dB(A).

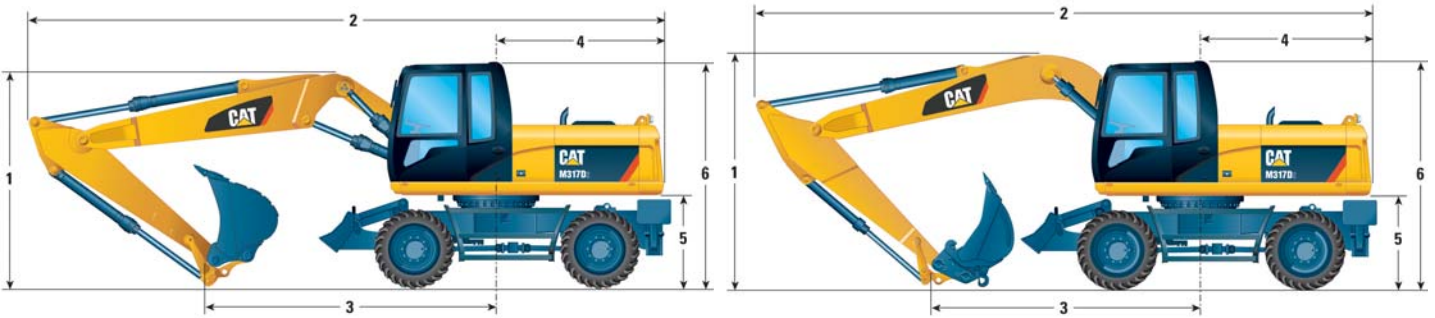
## Cab/FOGS

- Cab with Falling Object Guard Structure (FOGS) meets ISO 10262.

# M317D2 Wheeled Excavator Specifications

## Dimensions


All dimensions are approximate.



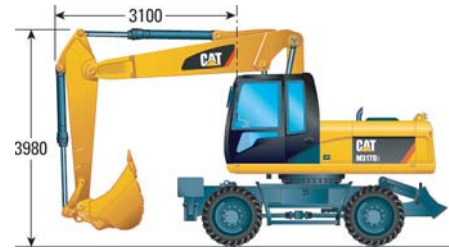
	mm	VA Boom		One-Piece Boom	
		2400	2600	2400	2600
Stick Length	mm	2400	2600	2400	2600
1 Shipping Height	mm	3150	3150	3150	3150
2 Shipping Length	mm	8480	8470	8330	8330
3 Support Point	mm	3660	3560	3280	3160
4 Tail Swing Radius	mm	2210		2210	
5 Counterweight Clearance	mm	1332		1332	
6 Cab Height	mm	3150		3150	
Overall Machine Width	mm	2550		2550	



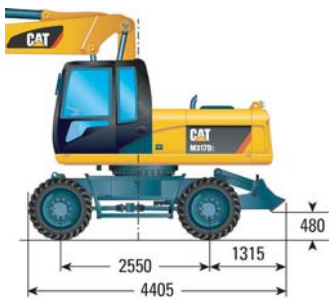
\* Maximum tire clearance with outrigger fully down



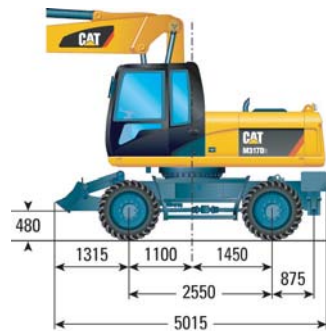
Roading position with VA Boom and 2400 mm stick



Undercarriage with dozer only

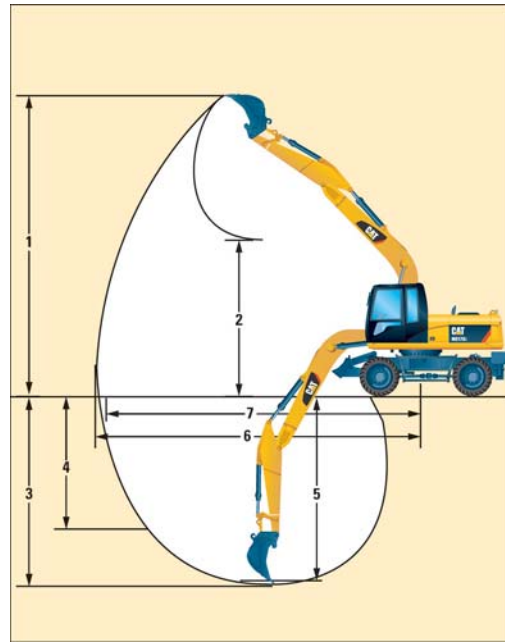
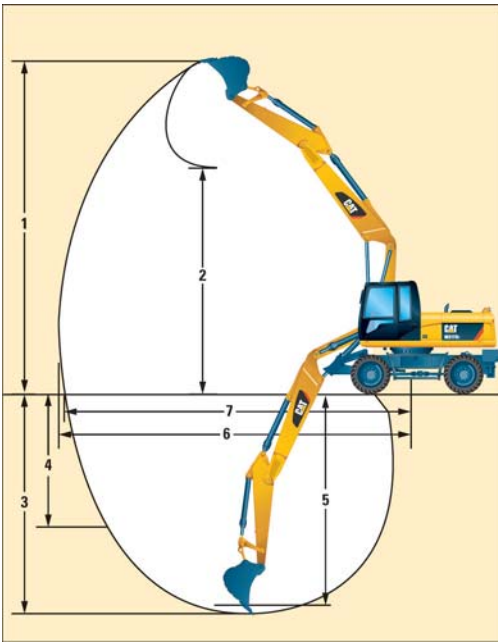


Undercarriage with 1 set of outriggers and dozer



# M317D2 Wheeled Excavator Specifications

## Working Ranges



	mm	VA Boom		One-Piece Boom	
		2400	2600	2400	2600
Stick Length	mm	2400	2600	2400	2600
<b>1</b> Digging Height	mm	10 230	10 380	9070	9190
<b>2</b> Dump Height	mm	7140	7300	6110	6230
<b>3</b> Digging Depth	mm	5890	6090	5690	5890
<b>4</b> Vertical Wall Digging Depth	mm	3920	4090	3650	3820
<b>5</b> Depth 2.5 m Straight Clean-Up	mm	5690	5900	5490	5700
<b>6</b> Reach	mm	9360	9560	9160	9350
<b>7</b> Reach at Ground Level	mm	9190	9380	8970	9170
Bucket Forces (ISO 6015)	kN	114	114	114	114
Stick Forces (ISO 6015)	kN	77	73	77	73

Values 1-7 are calculated with bucket and quick coupler with a tip radius of 1552 mm.

Breakout force values are calculated with heavy lift on (no quick coupler) and a tip radius of 1237 mm.


# M317D2 Wheeled Excavator Specifications


## Bucket Specifications


Contact your Cat dealer for special bucket requirements.


Pin-On Buckets					Variable Adjustable Boom						One-Piece Boom					
					5200 mm						5050 mm					
Stick Length					2400 mm			2600 mm			2400 mm			2600 mm		
	Width	Weight*	Capacity (ISO)	Adapters	Free on wheels	Dozer lowered	1 set of stabilizer lowered	Free on wheels	Dozer lowered	1 set of stabilizer lowered	Free on wheels	Dozer lowered	1 set of stabilizer lowered	Free on wheels	Dozer lowered	1 set of stabilizer lowered
	mm	kg	m <sup>3</sup>													
General Duty	750	495	0.49	3												
	1100	622	0.80	4												
	1200	668	0.91	5												
Ditch Cleaning	1800	505	0.73													
	2000	540	0.83													
Tiltable Ditch Cleaning	1800	815	0.61													
	2000	855	0.68													

\*Bucket weight includes Ground Engaging Tools

 Maximum material density 1800 kg/m<sup>3</sup>

 Maximum material density 1500 kg/m<sup>3</sup>

 Maximum material density 1200 kg/m<sup>3</sup>

 Not recommended

# M317D2 Wheeled Excavator Specifications

## Bucket Specifications

Contact your Cat dealer for special bucket requirements.

CW Quick Coupler Buckets					Variable Adjustable Boom						One-Piece Boom					
					5200 mm						5050 mm					
Stick Length					2400 mm			2600 mm			2400 mm			2600 mm		
	Width	Weight*	Capacity (ISO)	Adapters	Free on wheels	Dozer lowered	1 set of stabilizer lowered	Free on wheels	Dozer lowered	1 set of stabilizer lowered	Free on wheels	Dozer lowered	1 set of stabilizer lowered	Free on wheels	Dozer lowered	1 set of stabilizer lowered
	mm	kg	m <sup>3</sup>													
General Duty	600	468	0.35	3												
	750	504	0.49	3												
	900	534	0.62	4												
	1100	600	0.79	4												
	1200	645	0.91	5												
Heavy Duty	1200	679	0.91	5												
Ditch Cleaning	1800	470	0.73													
	2000	505	0.83													
Tiltable Ditch Cleaning	1800	775	0.61													
	2000	815	0.68													

\*Bucket weight includes Ground Engaging Tools








	Maximum material density 1800 kg/m <sup>3</sup>		Maximum material density 1500 kg/m <sup>3</sup>		Maximum material density 1200 kg/m <sup>3</sup>		Not recommended
---	---	---	---	---	---	---	-----------------

# M317D2 Wheeled Excavator Specifications

## Work Tools Matching Guide

When choosing between various work tool models that can be installed onto the same machine configuration, consider work tool application, productivity requirements, and durability. Refer to work tool specifications for application recommendations and productivity information.

Without Quick Coupler		Variable Adjustable Boom				One-Piece Boom			
		5200 mm				5050 mm			
		(1)		(2)		(1)		(2)	
		2400	2600	2400	2600	2400	2600	2400	2600
Stick Length (mm)									
Hammers	H110 ES, H115 ES								
	H120 ES			X					
Multi-Grapples	G310B	D, R							
	G315B	D			X				X
		R			X				X
Compactor	CVP75								
Orange Peel Grapples	GSH15B 5 tines	400							
		500							
		600							
		800							
	GSH15B 4 tines	600							
		800							
(1) = Dozer lowered (2) = Dozer and outriggers lowered									
<b>With Quick Coupler (CW-20, CW-20S)</b>									
Hammers	H110 ES, H115 ES								
	H120 ES		X	X	X	X	X	X	
Multi-Grapples	G310B	D	X					X	
	G310B	R						X	
	G315B	D, R			X			X	
Compactor	CVP75								

	360° Working Range		Maximum material density 3000 kg/m <sup>3</sup>
	±45° (front or rear with blade down)		Maximum material density 1800 kg/m <sup>3</sup>
	Over the front only		Maximum material density 1200 kg/m <sup>3</sup>
	X Not recommended		

# M317D2 Wheeled Excavator Specifications

## Lift Capacities – Variable Adjustable Boom (5200 mm)

All values are in kg, without bucket and without QC, with counterweight (3900 kg), heavy lift on.

Medium Stick 2400 mm	Load at maximum reach (sticknose/bucket pin)	Load over front	Load over rear	Load over side	Load point height	Undercarriage configuration												m
						3.0 m			4.5 m			6.0 m			7.5 m			
						Stick up	Stick down	Dozer down	Stick up	Stick down	Dozer down	Stick up	Stick down	Dozer down	Stick up	Stick down	Dozer down	
6.0 m	Rear dozer up					*5400	4800	4300	4300	2950	2700				*3300	2550	2300	6.50
	Rear dozer down					*5400	4900		*4900	3050					*3300	2650		
	Dozer and stabilizer down					*5400	*5400		*4900	4550					*3300	*3300		
4.5 m	Rear dozer up					*6050	4550	4100	4200	2900	2600				3050	2100	1850	7.29
	Rear dozer down					*6050	4700		*5000	3000					*3100	2150		
	Dozer and stabilizer down					*6050	*6050		*5000	4500					*3100	*3100		
3.0 m	Rear dozer up					6300	4200	3750	4050	2750	2500	2900	1950	1750	2750	1850	1650	7.71
	Rear dozer down					*7100	4350		*5300	2850		*4300	2000		*3100	1900		
	Dozer and stabilizer down					*7100	6750		*5300	4350		*4300	3050		*3100	2950		
1.5 m	Rear dozer up					5950	3900	3450	3900	2600	2350	2800	1900	1700	2650	1800	1600	7.81
	Rear dozer down					*7900	4000		*5750	2700		4300	1950		*3250	1850		
	Dozer and stabilizer down					*7900	6400		*5750	4150		4300	3000		*3250	2850		
0.0 m	Rear dozer up					5750	3700	3300	3800	2500	2250	2800	1850	1650	2750	1800	1600	7.60
	Rear dozer down					*7850	3850		*5700	2600		*4250	1900		*3550	1900		
	Dozer and stabilizer down					*7850	6200		*5700	4050		*4250	2950		*3550	2900		
-1.5 m	Rear dozer up	*7100	6900	5950	5750	3700	3250	3750	2500	2200					3050	2000	1800	7.06
	Rear dozer down		*7100	*7100		*7000	3800		*5150	2550					*3800	2100		
	Dozer and stabilizer down		*7100	*7100		*7000	6150		*5150	4050					*3800	3250		
-3.0 m	Rear dozer up					*5250	3750	3300	*3400	2550	2300							
	Rear dozer down					*5250	3900		*3400	2650								
	Dozer and stabilizer down					*5250	*5250		*3400	*3400								

\*Limited by hydraulic rather than tipping load.

Lift capacity ratings are based on ISO 10567:2007, they do not exceed 87% of hydraulic lifting capacity or 75% of tipping load. The load point is the center line of the bucket pivot mounting pin on the stick. The oscillating axle must be locked. Lifting capacities are based on the machine standing on a firm uniform supporting surface and the Variable Boom Cylinder adjusted to the maximum length. For lifting capacity including bucket and/or quick coupler, the respective weight has to be subtracted from above values. The use of a work tool attachment point to handle/lift objects, could affect the machine lift performance.

Always refer to the appropriate Operation and Maintenance Manual for specific product information.

# M317D2 Wheeled Excavator Specifications

## Lift Capacities – Variable Adjustable Boom (5200 mm)

All values are in kg, without bucket and without QC, with counterweight (3900 kg), heavy lift on.

Long Stick 2600 mm	Load at maximum reach (sticknose/bucket pin)	Load over front	Load over rear	Load over side	Load point height	Undercarriage configuration												m
						3.0 m			4.5 m			6.0 m			7.5 m			
						Stick up	Stick down	Dozer down	Stick up	Stick down	Dozer down	Stick up	Stick down	Dozer down	Stick up	Stick down	Dozer down	
6.0 m	Rear dozer up					*4950	4800	4350	4300	3000	2700				*3000	2450	2200	6.73
	Rear dozer down					*4950	*4950	*4950	*4750	3100					*3000	2500		
	Dozer and stabilizer down					*4950	*4950	*4950	*4750	4600					*3000	*3000		
4.5 m	Rear dozer up					*5800	4600	4150	4250	2950	2650	*2850	2000	1800	*2850	2000	1800	7.50
	Rear dozer down					*5800	*5800	*5800	*4900	3000		*2850	2050		*2850	2050		
	Dozer and stabilizer down					*5800	*5800	*5800	*4900	4500		*2850	*2850		*2850	*2850		
3.0 m	Rear dozer up					6350	4250	3800	4100	2800	2500	2900	1950	1750	2650	1800	1600	7.91
	Rear dozer down					*6950	4400		*5200	2850		*4200	2050		*2850	1850		
	Dozer and stabilizer down					*6950	6800		*5200	4350		*4200	3100		*2850	2850		
1.5 m	Rear dozer up					6000	3900	3450	3900	2650	2350	2800	1900	1700	2550	1700	1550	8.00
	Rear dozer down					*7800	4050		*5700	2700		4350	1950		*2950	1750		
	Dozer and stabilizer down					*7800	6400		*5700	4200		4300	3000		*2950	2750		
0.0 m	Rear dozer up					5800	3750	3300	3800	2500	2250	2750	1850	1650	2650	1750	1550	7.80
	Rear dozer down					*7900	3850		*5750	2600		4250	1900		*3200	1800		
	Dozer and stabilizer down					*7900	6200		*5750	4050		4250	2950		*3200	2800		
-1.5 m	Rear dozer up	*6850	*6850	5900	5750	3700	3250	3750	2500	2200					2900	1950	1700	7.28
	Rear dozer down		*6850	*6850		*7150	3800		*5250	2550					*3750	2000		
	Dozer and stabilizer down		*6850	*6850		*7150	6150		*5250	4000					*3750	3100		
-3.0 m	Rear dozer up				*5550	3750	3300	3800	2550	2250					*3200	2350	2100	6.35
	Rear dozer down					*5550	3850		*3850	2600					*3200	2450		
	Dozer and stabilizer down					*5550	*5550		*3850	*3850					*3200	*3200		

\*Limited by hydraulic rather than tipping load.

Lift capacity ratings are based on ISO 10567:2007, they do not exceed 87% of hydraulic lifting capacity or 75% of tipping load. The load point is the center line of the bucket pivot mounting pin on the stick. The oscillating axle must be locked. Lifting capacities are based on the machine standing on a firm uniform supporting surface and the Variable Boom Cylinder adjusted to the maximum length. For lifting capacity including bucket and/or quick coupler, the respective weight has to be subtracted from above values. The use of a work tool attachment point to handle/lift objects, could affect the machine lift performance.

Always refer to the appropriate Operation and Maintenance Manual for specific product information.



# M317D2 Wheeled Excavator Specifications

## Lift Capacities – One-Piece Boom (5050 mm)

All values are in kg, without bucket and without QC, with counterweight (3900 kg), heavy lift on.

Medium Stick 2400 mm	Load at maximum reach (sticknose/bucket pin)	Load over front			Load over rear			Load over side			Load point height			m			
		3.0 m			4.5 m			6.0 m			7.5 m						
		Sticknose	Bucket pin	Quick coupler	Sticknose	Bucket pin	Quick coupler	Sticknose	Bucket pin	Quick coupler	Sticknose	Bucket pin	Quick coupler				
	Undercarriage configuration																
6.0 m	Rear dozer up							4250	2950	2700				*3250	2750	2500	6.24
	Rear dozer down								*4300	3050					*3250	2850	
	Dozer and stabilizer down								*4300	*4300					*3250	*3250	
4.5 m	Rear dozer up				*5700	4600	4100	4200	2900	2650				*3100	2200	2000	7.07
	Rear dozer down					*5700	4700		*4900	3000					*3100	2300	
	Dozer and stabilizer down					*5700	*5700		*4900	4450					*3100	*3100	
3.0 m	Rear dozer up				6350	4250	3800	4100	2800	2500				2900	2000	1800	7.50
	Rear dozer down					*6900	4400		*5350	2900					*3100	2050	
	Dozer and stabilizer down					*6900	6750		*5350	4350					*3100	3100	
1.5 m	Rear dozer up				6000	3950	3550	3950	2650	2400	2850	1950	1750	2800	1900	1700	7.60
	Rear dozer down					*7850	4100		*5750	2750		*4150	2000		*3300	1950	
	Dozer and stabilizer down					*7850	6450		*5750	4200		*4150	3050		*3300	2950	
0.0 m	Rear dozer up				5850	3800	3400	3850	2550	2300				2850	1950	1750	7.39
	Rear dozer down					*8050	3950		*5850	2650					*3650	2000	
	Dozer and stabilizer down					*8050	6250		*5850	4100					*3650	3050	
-1.5 m	Rear dozer up	*8500	7050	6050	5800	3750	3350	3800	2550	2250				3200	2150	1950	6.83
	Rear dozer down		*8500	7250		*7450	3900		*5400	2650					*4350	2250	
	Dozer and stabilizer down		*8500	*8500		*7450	6200		*5400	4050					*4350	3400	
-3.0 m	Rear dozer up	*7900	7150	6200	5850	3850	3400							*3950	2700	2450	5.83
	Rear dozer down		*7900	7400		*5850	3950								*3950	2800	
	Dozer and stabilizer down		*7900	*7900		*5850	*5850								*3950	*3950	

\*Limited by hydraulic rather than tipping load.

Lift capacity ratings are based on ISO 10567:2007, they do not exceed 87% of hydraulic lifting capacity or 75% of tipping load. The load point is the center line of the bucket pivot mounting pin on the stick. The oscillating axle must be locked. Lifting capacities are based on the machine standing on a firm uniform supporting surface. For lifting capacity including bucket and/or quick coupler, the respective weight has to be subtracted from above values. The use of a work tool attachment point to handle/lift objects, could affect the machine lift performance.

Always refer to the appropriate Operation and Maintenance Manual for specific product information.

# M317D2 Wheeled Excavator Specifications

## Lift Capacities – One-Piece Boom (5050 mm)

All values are in kg, without bucket and without QC, with counterweight (3900 kg), heavy lift on.

Long Stick 2600 mm	Load at maximum reach (sticknose/bucket pin)	Load over front			Load over rear			Load over side			Load point height			m				
		3.0 m			4.5 m			6.0 m			7.5 m							
		Stick up	Stick down	Dozer and stabilizer down	Stick up	Stick down	Dozer and stabilizer down	Stick up	Stick down	Dozer and stabilizer down	Stick up	Stick down	Dozer and stabilizer down		Stick up	Stick down	Dozer and stabilizer down	
6.0 m	Rear dozer up Rear dozer down Dozer and stabilizer down							4300	3000 *4350	2700 3100				*2950	2600 *2950	2350 2700	6.47	
4.5 m	Rear dozer up Rear dozer down Dozer and stabilizer down							4250	2950 *4800	2650 3050				*2800	2150 *2800	1900 2200	7.27	
3.0 m	Rear dozer up Rear dozer down Dozer and stabilizer down				6400	4300 *6700	3850 4450	4100	2800 *5250	2550 2900	2900	2000 *3900	1800 2050	2800	1900 *2850	1700 1950	7.69	
1.5 m	Rear dozer up Rear dozer down Dozer and stabilizer down				6050	4000 *7750	3550 4150	3950	2700 *5700	2400 2750	2850	1950 4300	1750 2000	2700	*3000	1800 1900	1650 2850	7.79
0.0 m	Rear dozer up Rear dozer down Dozer and stabilizer down	*4400	*4400	*4400	5850	3800 *8100	3400 3950	3850	2600 *5850	2300 2650	2800	1900 *4050	1700 1950	2750	*3300	1850 1950	1650 2950	7.58
-1.5 m	Rear dozer up Rear dozer down Dozer and stabilizer down	*8150	7000 *8150	6050 7250	5800	3750 *7600	3350 3900	3800	2550 *5500	2250 2600				3050	2050 *3950	1850 2150	7.04	
-3.0 m	Rear dozer up Rear dozer down Dozer and stabilizer down	*8450	7150 *8450	6150 7350	5850	3800 *6150	3400 3950	3850	2600 *4100	2300 2700				3800	2550 *3950	2300 2650	6.07	

\*Limited by hydraulic rather than tipping load.

Lift capacity ratings are based on ISO 10567:2007, they do not exceed 87% of hydraulic lifting capacity or 75% of tipping load. The load point is the center line of the bucket pivot mounting pin on the stick. The oscillating axle must be locked. Lifting capacities are based on the machine standing on a firm uniform supporting surface. For lifting capacity including bucket and/or quick coupler, the respective weight has to be subtracted from above values. The use of a work tool attachment point to handle/lift objects, could affect the machine lift performance.

Always refer to the appropriate Operation and Maintenance Manual for specific product information.

## Standard Equipment

Standard equipment may vary. Consult your Cat dealer for details.

### ELECTRICAL

- Alternator, 75 A
- Lights
  - Boom working light
  - Cab interior light
  - Roading lights two front
  - Roading lights two rear
  - Working lights, cab mounted (front and rear)
- Main shut-off switch
- Maintenance free heavy-duty batteries
- Signal/warning horn

### ENGINE

- Automatic engine speed control, including One-Touch Low Idle
- Automatic starting aid
- Cat C4.4 ACERT meets emission standards equivalent to Tier 3, Stage IIIA, and meets China Nonroad III emission standards
- Fuel/water separator with level indicator, fuel priming pump, water level switch and a visual restriction indicator
- Power Mode selector (Eco, Power and Travel modes)
- Altitude capability: 3000 m

### HYDRAULICS

- Heavy lift mode
- Load-sensing Plus hydraulic system
- Manual work modes (Eco, power modes)
- Separate swing pump
- Stick regeneration circuit
- Anti drift devices for boom, stick and bucket
- Cat XT-6 ES hoses
- Adjustable hydraulic sensitivity
- Oil cooler
- Hydraulic mineral oil, Cat HYDO™ Advanced 10 oil

### OPERATOR STATION

- Adjustable armrests
- Air conditioner, heater and defroster with automatic climate control
- Ash tray with cigarette lighter (24 volt)
- Beverage cup/can holder
- Bolt-on FOGS capability
- Bottle holder
- Bottom mounted parallel wiping system that covers the upper and lower windshield glass
- Camera mounted on counterweight displays through cab monitor
- Coat hook
- Floor mat, washable, with storage compartment
- Fully adjustable suspension seat
- Instrument panel and gauges
  - Information and warning messages in local language
  - Gauges for fuel level, engine coolant and hydraulic oil temperature
  - Filters/fluids change interval
  - Indicators for headlights, turning signal, low fuel, engine dial setting
  - Clock with 10-day backup battery
- Laminated front windshield
- Left side console, tiltable, with lock out for all controls
- Literature compartment behind seat
- Literature holder in right console
- Mobile phone holder
- Parking brake
- Positive filtered ventilation, variable speed
- Power supply, 12V-7A
- Rear window, emergency exit
- Retractable seat belt
- Skylight
- Sliding door windows
- Steering column, tiltable
- Storage area suitable for a lunch behind the seat, equipped with a cover
- Sunshade for windshield and skylight
- Travel speed lock
- Visor for rain protection
- Washer bottle for wipers
- Interior lighting
- Joysticks, pilot operated
- Travel speed lock

### UNDERCARRIAGE

- Heavy-duty axles, with advanced disc brake system and travel motor, adjustable braking force
- Oscillating front axle, lockable, with remote greasing point
- Tires, 10.00-20 16 PR, dual
- Two tool boxes in undercarriage, left and right
- Two-piece drive shaft
- Wide steps, left and right
- All wheel drive
- Full hydraulic steering
- Creeper speed
- Hydrostatic transmission, two speeds
- Steel fenders

### OTHER EQUIPMENT

- Automatic swing brake
- Counterweight, 3500 kg
- Mirrors, frame and cab
- Cat Product Link
- Capability to add other auxiliary hydraulic circuits
- Cat Datalink and Electronic Technician capability
- S-O-S quick sampling valves for engine oil, hydraulic oil and coolant

# M317D2 Optional Equipment

## Optional Equipment

Optional equipment may vary. Consult your Cat dealer for details.

### AUXILIARY CONTROLS AND LINES

- Auxiliary boom and stick lines
- Basic control circuits:
  - Medium pressure
    - Two-way, medium pressure circuit, for rotating or tilting of work tools
  - Tool control/multi function
    - One/two-way high pressure for hammer application or opening and closing of an attachment (standard on Lane 1 configuration)
    - Programmable flow and pressure for up to 10 work tools – selection via monitor
    - Quick coupler control
- SmartBoom

### FRONT LINKAGE

- Booms
  - One-piece boom, 5050 mm
  - VA boom (two piece), 5200 mm
- Bucket linkage with or without diverter valve
- Sticks
  - 2400, 2600 mm

### ELECTRICAL

- Travel alarm with three selectable modes (continuous, temporary or disabled)
- Refueling pump
- Lights
  - Rotating beacon on cab

### OPERATOR STATION

- Front and top falling object guards
- CD/MP3 Radio (12V) at rear location including speakers and 12V converter
- Seat, adjustable high-back
  - mechanical suspension
  - air suspension (vertical)
- Vandalism guards
- Windshield
  - 70/30 split, openable

### UNDERCARRIAGE

- Dozer blade, front or rear mounted
- Outriggers, rear mounted
- Spacer rings for tires

### OTHER EQUIPMENT

- Counterweight, 3900 kg
- Ride Control
- Cat Machine Security System (MSS)







For more complete information on Cat products, dealer services, and industry solutions, visit us on the web at [www.cat.com](http://www.cat.com)

AEHQ7657 (09-2015)  
(China)

© 2015 Caterpillar  
All rights reserved

Materials and specifications are subject to change without notice. Featured machines in photos may include additional equipment. See your Cat dealer for available options.

CAT, CATERPILLAR, SAFETY.CAT.COM, their respective logos, "Caterpillar Yellow" and the "Power Edge" trade dress, as well as corporate and product identity used herein, are trademarks of Caterpillar and may not be used without permission.

VisionLink is a trademark of Trimble Navigation Limited, registered in the United States and in other countries.

