

Marine Auxiliary Engine Range

Model	Speed (rpm)	Frequency (Hz)	Prime Power 100%			Typical generator efficiency	Typical power factor	110% Power			Number of cylinders	Aspiration	Displacement (litres)	Comp. ratio	Dimension - mm (inches)			Wet weight Kg (lbs)	Emissions capability			
			Mechanical		Electrical			Mechanical		Electrical					Length	Width	Height		IMO	EPA Tier 2	CCNR2	EU97/68EC Stage IIIA
			kWm	kWe	kVa			kWm	kWe	kVa												
6TWGM	1800	60	146.0	135.8	169.8	93	0.8	161.0	149.7	187.1	6	TA	5.99	17:1	1089 (42.9)	675 (26.6)	879 (34.6)	659 (1453)	IMO1	—	—	—
	1500	50	125.5	116.7	145.9			138.3	128.3	160.4					NST	—	—		—			
6TG2AM	1800	60	110.0	99.0	124.0	90	0.8	121.0	109.0	136.0	6	T	5.99	16:1	1089 (42.9)	777 (30.6)	953 (37.5)	626 (1380)	NST	—	—	—
	1500	50	92.5	83.5	104.0			101.5	91.5	114.0					NST	—	—		—			
4.4TW2GM	1800	60	106.8	96.1	120.2	90	0.8	117.5	105.8	132.2	4	TA	4.4	19:3	844 (33.2)	754 (29.7)	1272 (50)	522 (1151)	NST	—	—	—
	1500	50	93.6	84.2	105.3			103.0	92.7	115.9					NST	—	—		—			
4.4TWGM	1800	60	82.7	74.4	93.0	90	0.8	91.0	81.9	102.4	4	TA	4.4	19:3	844 (33.2)	754 (29.7)	1272 (50)	522 (1151)	NST	✓	—	—
	1500	50	75.0	67.5	84.4			82.5	74.3	92.8					NST	—	In process		—			
4.4TGM	1800	60	63.6	57.2	71.6	90	0.8	70.0	63.0	78.8	4	T	4.4	19:3	844 (33.2)	688 (27)	920 (36.2)	505 (1113)	NST	✓	—	—
	1500	50	56.4	50.8	63.5			62.0	55.8	69.8					NST	—	✓		—			
4.4GM	1800	60	49.1	44.2	55.2	90	0.8	54.0	48.6	60.5	4	NA	4.4	18:23	844 (33.2)	691 (27.2)	875 (34.4)	489 (1078)	NST	✓	—	—
	1500	50	42.7	38.4	48.0			47.0	42.3	52.9					NST	—	In process		—			
422TGM	1800	60	30.3	27.2	34.1	90	0.8	33.3	30.0	37.5	4	T	2.2	23:3	649 (25.5)	551 (21.7)	734 (29)	285 (628)	NST	✓*	NST	✓
	1500	50	25.2	22.7	28.5			27.7	24.9	31.2					NST	✓*	NST		✓			
422GM	1800	60	22.0	19.8	24.8	90	0.8	24.2	21.8	27.2	4	NA	2.2	23:3	691 (27.2)	520 (20.5)	710 (28)	277 (611)	NST	✓*	NST	✓
	1500	50	18.4	16.6	20.7			20.2	18.2	22.8					NST	✓*	NST		✓			
415GM	1800	60	14.7	13.2	16.5	90	0.8	16.2	14.6	18.2	3	NA	1.5	22:5	595 (23.4)	566 (22.3)	672 (26.5)	213 (469)	NST	✓*	NST	NST
	1500	50	12.3	11.1	13.8			13.5	12.2	15.2					NST	✓*	NST		NST			

Notes: Electrical ratings are based on typical generator efficiency and are for guidance only. All engine rating data based on operation under BS5514:1996 ISO30461/1:1995 conditions.

Performance tolerance quoted by Perkins is ±5%. All ratings quoted are nett.

Prime Power: Power available at variable load in lieu of main power network. An overload of 10% is permitted for one hour every twelve hours of operation.


Standby Power: Power available at variable load in the event of a main power network failure.

*Certified to 40 CFR Part 89, Tier 3 NST = Not Subject To


Marine Auxiliary Engine Range



415GM
12.3 - 16.2 kWm
3 Cylinder
Naturally aspirated




422GM
18.4 - 24.2 kWm
4 Cylinder
Naturally aspirated



422TGM
25.2 - 33.3 kWm
4 Cylinder
Turbocharged



4.4GM
42.7 - 54 kWm
4 Cylinder
Naturally aspirated



4.4TGM
56.4 - 70 kWm
4 Cylinder
Turbocharged




4.4TWGM
75.0 - 91 kWm
4 Cylinder
Turbocharged, air to water cooled



4.4TW2GM
93.6 - 117.5 kWm
4 Cylinder
Turbocharged, air to water cooled



6TG2AM
92.5 - 121 kWm
6 Cylinder
Turbocharged



6TWGM
125.5 - 161 kWm
6 Cylinder
Turbocharged, air to water cooled

 **Perkins®**

THE HEART OF EVERY GREAT MACHINE