

Cat[®] GH800B

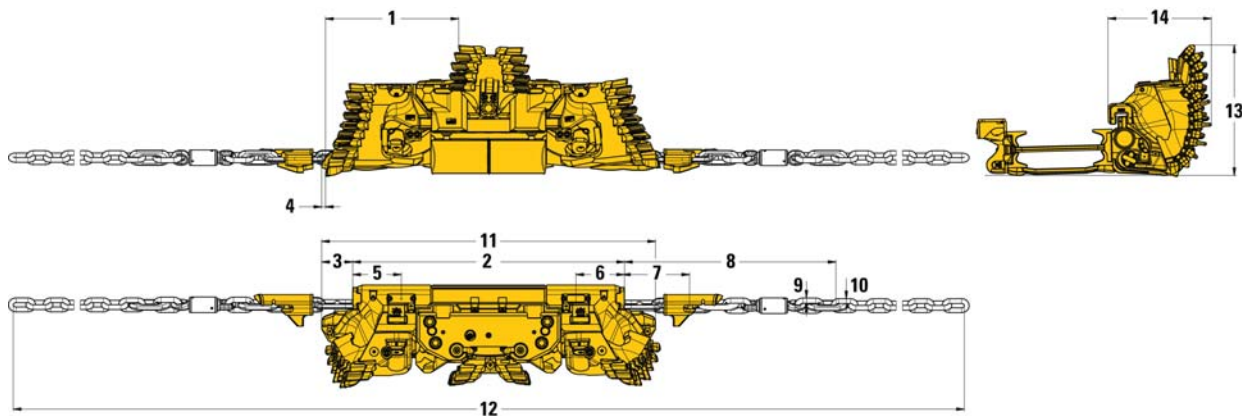
AUTOMATED PLOW SYSTEM



Specifications

Technical Data

Plow Length	2636 mm	8.65 ft	Bottom Bit Positions		
Plow Heights	750-1030 mm	2.64-3.38 ft	Position 1	+19 mm	+0.06 ft
	1005-1285 mm	3.28-4.22 ft	Position 2	-9 mm	-0.03 ft
	1270-1550 mm	4.17-5.09 ft	Position 3	-22 mm	-0.07 ft
Plow Heights (with gob-side support)	1535-1700 mm	5.04-5.58 ft	Position 4	-39 mm	-0.13 ft
	1685-1965 mm	5.53-6.45 ft	Maximum Drive Power	2 × 400 kW	2 × 536 hp
Mechanical Height Adjustment	180-280 mm	0.59-0.92 ft	Coal Hardness	Soft-hard coal	
Maximum Cutting Depth	205 mm	0.67 ft	Maximum Seam Inclination	60°	
Weight			Maximum Plow Speed	3.0 m/sec	600 ft/min
	Single Plow	4385-5625 kg	10,660-12,401 lb		

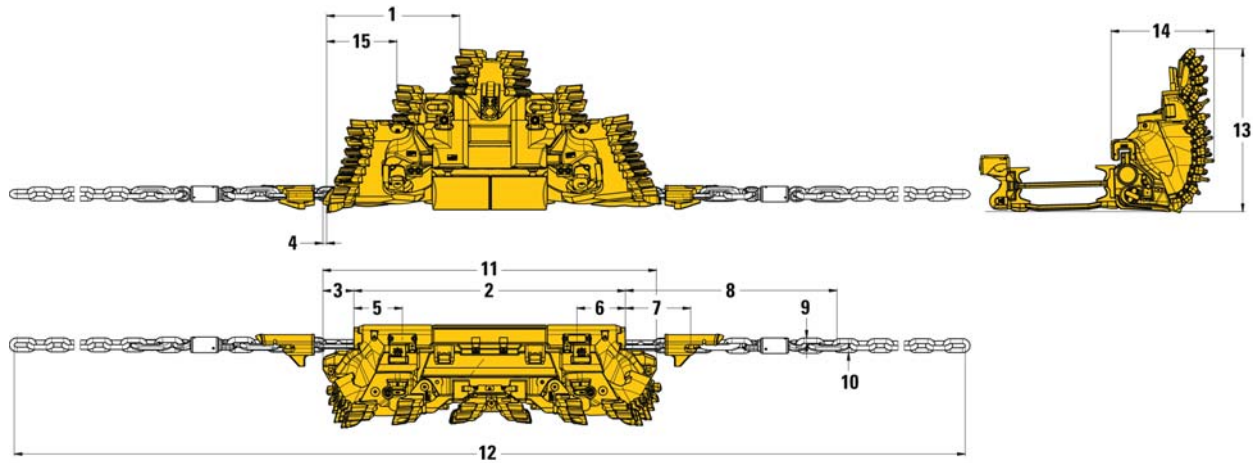


Dimensions – Plow Body Setup Option 1 (All dimensions are approximate.)

1	1051 mm	3.54 ft	8	1671 mm	5.48 ft
2	2146 mm	7.04 ft	9	42 mm	0.14 ft
3	245 mm	0.8 ft	10	38 mm	0.24 ft
4	30 mm	0.1 ft	11	2636 mm	8.65 ft
5	384 mm	1.26 ft	12	14 529 mm	47.67 ft
6	384 mm	1.26 ft	13	1030 mm	3.38 ft
7	515 mm	1.69 ft	14	816 mm	2.68 ft

Stageless Height Adjustment: Adjustable Range 280 mm (0.92 ft)
10 Revolutions = 25 mm (0.08 ft) Pass

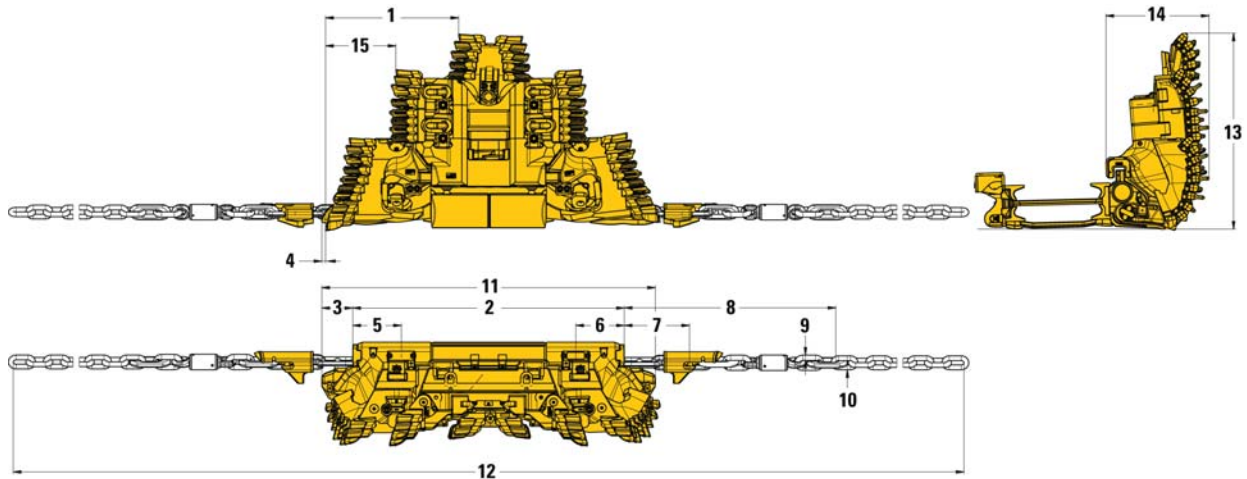
GH800B Automated Plow System



Dimensions – Plow Body Setup Option 2 (All dimensions are approximate.)

1	1051 mm	3.54 ft	9	42 mm	0.14 ft
2	2146 mm	7.04 ft	10	38 mm	0.24 ft
3	245 mm	0.8 ft	11	2636 mm	8.65 ft
4	30 mm	0.1 ft	12	14 529 mm	47.67 ft
5	384 mm	1.26 ft	13	1285 mm	4.22 ft
6	384 mm	1.26 ft	14	816 mm	2.68 ft
7	515 mm	1.69 ft	15	555 mm	1.82 ft
8	1671 mm	5.48 ft			

Stageless Height Adjustment: Adjustable Range 280 mm (0.92 ft)
10 Revolutions = 25 mm (0.08 ft) Pass

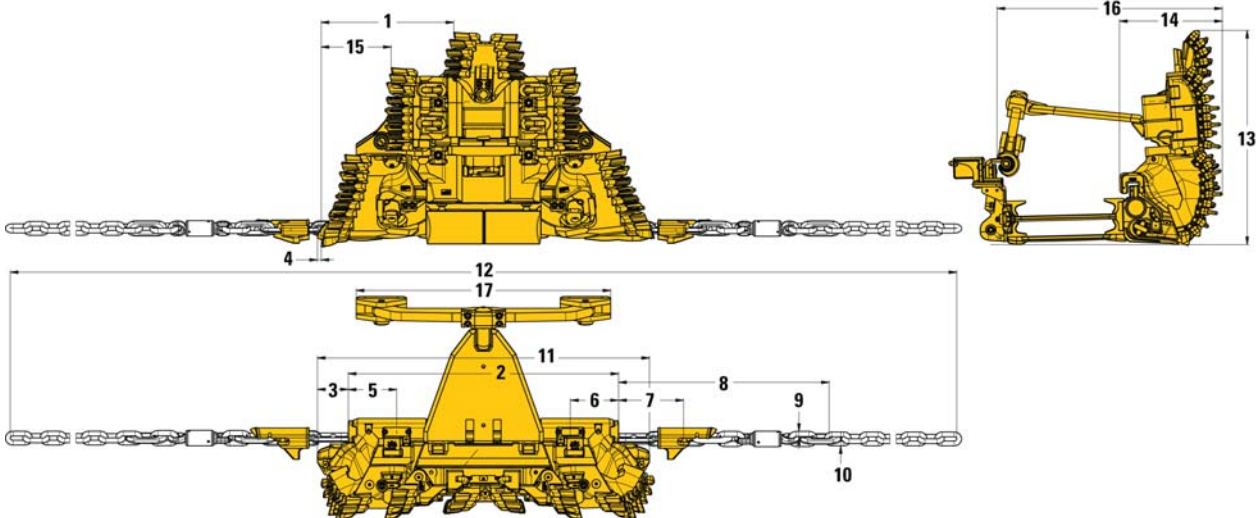


Dimensions – Plow Body Setup Option 3 (All dimensions are approximate.)

1	1051 mm	3.54 ft	9	42 mm	0.14 ft
2	2146 mm	7.04 ft	10	38 mm	0.24 ft
3	245 mm	0.8 ft	11	2636 mm	8.65 ft
4	30 mm	0.1 ft	12	14 529 mm	47.67 ft
5	384 mm	1.26 ft	13	1550 mm	5.09 ft
6	384 mm	1.26 ft	14	816 mm	2.68 ft
7	515 mm	1.69 ft	15	555 mm	1.82 ft
8	1671 mm	5.48 ft			

Stageless Height Adjustment: Adjustable Range 280 mm (0.92 ft)
10 Revolutions = 25 mm (0.08 ft) Pass

GH800B Automated Plow System

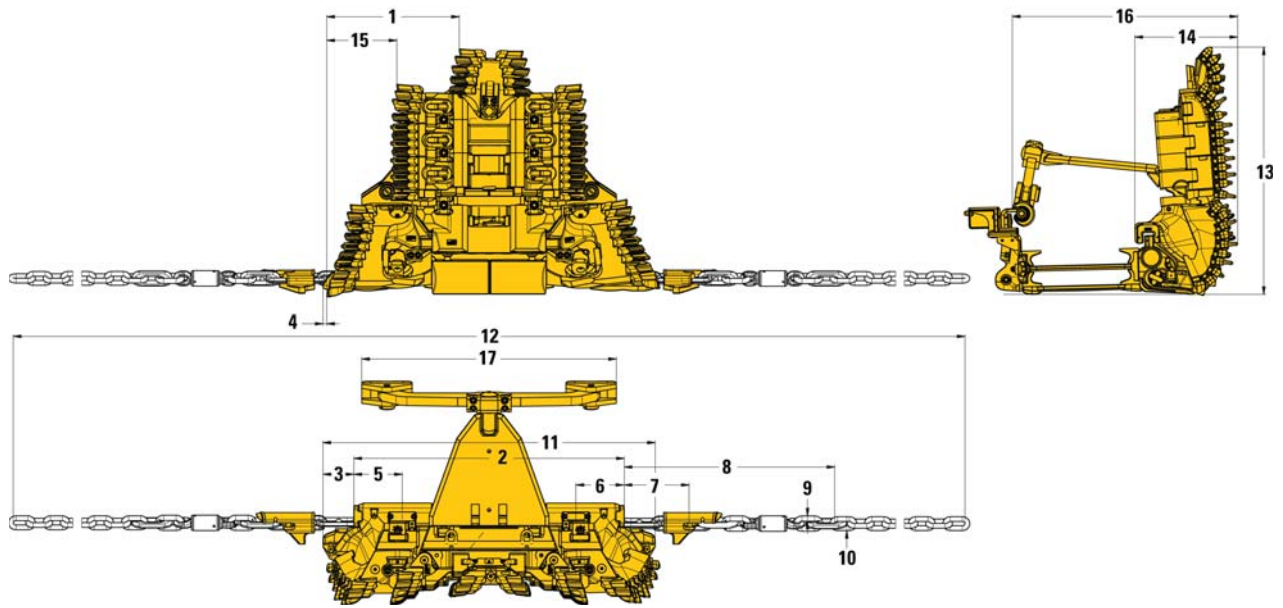


Dimensions – Plow Body Setup Option 4 (All dimensions are approximate.)

1	1051 mm	3.54 ft	10	38 mm	0.24 ft
2	2146 mm	7.04 ft	11	2636 mm	8.65 ft
3	245 mm	0.8 ft	12	14 529 mm	47.67 ft
4	30 mm	0.1 ft	13	1700 mm	5.58 ft
5	384 mm	1.26 ft	14	816 mm	2.68 ft
6	384 mm	1.26 ft	15	555 mm	1.82 ft
7	515 mm	1.69 ft	16	1788 mm	5.88 ft
8	1671 mm	5.48 ft	17	2020 mm	6.62 ft
9	42 mm	0.14 ft			

Stageless Height Adjustment: Adjustable Range 180 mm (0.59 ft)
 10 Revolutions = 25 mm (0.08 ft) Pass

GH800B Automated Plow System



Dimensions – Plow Body Setup Option 5 (All dimensions are approximate.)

1	1051 mm	3.54 ft	10	38 mm	0.24 ft
2	2146 mm	7.04 ft	11	2636 mm	8.65 ft
3	245 mm	0.8 ft	12	14 529 mm	47.67 ft
4	30 mm	0.1 ft	13	1965 mm	6.45 ft
5	384 mm	1.26 ft	14	816 mm	2.68 ft
6	384 mm	1.26 ft	15	555 mm	1.82 ft
7	515 mm	1.69 ft	16	1788 mm	5.88 ft
8	1671 mm	5.48 ft	17	2020 mm	6.62 ft
9	42 mm	0.14 ft			

Stageless Height Adjustment: Adjustable Range 280 mm (0.92 ft)
10 Revolutions = 25 mm (0.08 ft) Pass

For more complete information on Cat products, dealer services, and industry solutions, visit us on the web at www.cat.com

AEHQ7341 (09-14)

© 2014 Caterpillar
All Rights Reserved
Printed in U.S.A.

Materials and specifications are subject to change without notice. Featured machines in photos may include additional equipment. See your Cat dealer for available options.

CAT, CATERPILLAR, SAFETY.CAT.COM, their respective logos, "Caterpillar Yellow" and the "Power Edge" trade dress, as well as corporate and product identity used herein, are trademarks of Caterpillar and may not be used without permission.

