

RGE13

PRODUCT SPECIFICATIONS

13 SEER GAS / ELECTRIC
RESIDENTIAL PACKAGED UNIT

FORM NO. RGE13-100 (06/2014)

REFRIGERANT SYSTEM

- Environmentally friendly R410A refrigerant
- Copper tubing with enhanced fin coils
- External service gauge ports

HEAT EXCHANGER

- Aluminized steel tapered S-curve
- Crimped no weld construction for longer life
- L models comply with California Energy Commission Low NOx regulations

CABINET CONSTRUCTION

- Low profile, with compact footprint
- Insulation to minimize heat loss plus reduce sound
- Baked on pre-painted steel cabinet finish
- Easy service access
- Wire grill protection
- One piece "no leak" top design

BLOWER

- Insulated compartment to reduce sound
- High efficiency multispeed motor for wide airflow range

CONTROLS

- Solid state integrated blower control board with L.E.D. diagnostics
- Direct spark ignition

INSTALLATION

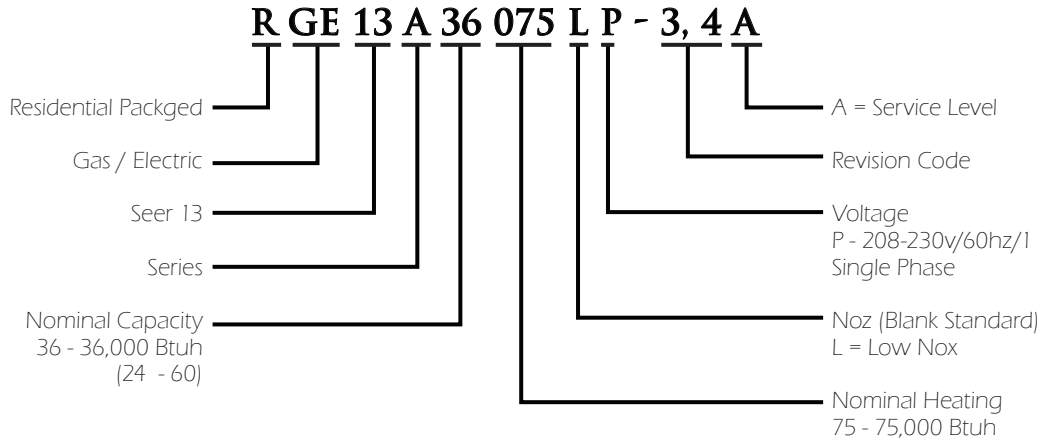
- Full perimeter base rail system for easy installation
- Horizontal or down discharge, duct covers provided
- Utility connections on "right side"
- Filter channels for 1" filter field provided

WARRANTY

10 year limited parts and compressor warranty/lifetime heat exchanger warranty available. See limited warranty document for details.



Model Number Guide



Electrical and Physical Data

Model	Voltage/HZ/ Phase	Voltage Range	Min. Circuit Amp.	Max. Over Current Device (amps)	Compressor		Condenser Fan Motor			Indoor Blower Motor		Exhaust Motor		Refrig. Charge	Weight (lbs.)
					Rated Load (amps)	Locked Rotor (amps)	Rated Load (amps)	Rated HP	Nom. RPM	Rated Load (amps)	Rated HP	Rated Load (amps)	Rated HP		
RGE13A24050(L)P	208-230/60/1	197-253	20.3	30	13.4	58.3	0.7	1/10	1075	2.8	1/3	0.7	1/30	72	350
RGE13A24075(L)P			21.6	35						4.1	1/2				360

Performance

Model	Cooling					Heating			
	SEER	EER	Rated AHRI Capacity ¹ BTUH	Rated Sensible Capacity Btuh	CFM	Input BTUH	Output BTUH	Efficiency AFUE	Temp Rise Range °F
RGE13A24050(L)P	13.0	11.0	22,800	16,600	800	50,000	40,000	80%	30 - 60
RGE13A24075(L)P						75,000	60,000		35 - 65
RGE13A30050(L)P	13.0	11.0	28,000	21,000	1050	50,000	40,000	80%	30 - 60
RGE13A30075(L)P						75,000	60,000		35 - 65
RGE13A36075(L)P	13.0	11.0	34,000	24,100	1200	75,000	60,000	80%	35 - 65
RGE13A36100P						100,000	80,000		45 - 75
RGE13A42075(L)P	13.0	11.0	40,000	30,000	1400	75,000	60,000	80%	30 - 60
RGE13A42100(L)P						100,000	80,000		40 - 70
RGE13A48100(L)P	13.0	11.0	46,000	34,000	1600	100,000	80,000	80%	40 - 70
RGE13A48125P						125,000	100,000		45 - 75
RGE13A60100(L)P	13.0	11.0	56,000	40,300	1800	100,000	80,000	80%	40 - 70
RGE13A60125P						125,000	100,000		45 - 75

Blower Performance

Model	Blower Tap* (1 - 5)	CFM @ ext. Static Pressure in in. wc without filter, dry coil							
		0.1	0.2	0.3	0.4	0.5	0.6	0.7	0.8
RGE13A24050(L)P RGE13A24075(L)P	1	500	480	420	340	290	240	---	---
	2	830	790	760	710	640	600	560	520
	3	1020	980	940	890	850	810	760	700
RGE13A30050(L)P RGE13A30075(L)P	1	680	600	530	480	440	380	---	---
	2	1080	1040	1000	960	930	890	840	780
	3	1120	1090	1040	1010	980	930	890	840
RGE13A36075(L)P RGE13A36100P	1	760	680	600	550	490	---	---	---
	2	1250	1210	1180	1130	1090	1060	1010	960
	3	1370	1330	1280	1250	1210	1170	1120	1040
RGE13A42075(L)P RGE13A42100(L)P	1	860	780	710	660	600	560	---	---
	2	1460	1400	1340	1280	1230	1180	1140	1100
	3	1600	1560	1500	1450	1400	1320	1230	1150
RGE13A48100(L)P RGE13A48125P	1	970	890	820	780	740	680	---	---
	2	1680	1640	1590	1540	1450	1330	1260	1180
	3	1890	1820	1730	1620	1540	1430	1300	1210
RGE13A60100(L)P RGE13A60125P	1	1200	1130	1070	990	930	860	-	-
	2	1870	1840	1800	1760	1700	1650	1600	1550
	3	2010	1970	1930	1890	1850	1810	1760	1700

Add .10 Duct Static for Downflow CFM

* Tap 1 - Fan Only
 Tap 2 - Low Static Cooling
 Tap 3 - High Static Cooling

Taps 4 & 5 designed for Heating mid point temperature rise @:
 Tap 4 - Nominal .2 ESP
 Tap 5 - Nominal .5 ESP

Cooling Performance Extended Ratings

Model	Indoor Temp DB/WB °F	Outdoor Temp - DB°F														
		65°			82°			95°			105°			115°		
		Btuh	S/T	kW	Btuh	S/T	kW	Btuh	S/T	kW	Btuh	S/T	kW	Btuh	S/T	kW
RGE13A24050(L)P RGE13A24075(L)P	85/72	28,800	0.60	1.50	26,700	0.62	1.83	25,100	0.64	2.09	22,700	0.68	2.33	20,300	0.71	2.35
	80/67	27,100	0.66	1.48	24,900	0.70	1.79	22,800	0.72	2.07	21,300	0.77	2.27	17,700	0.79	2.33
	75/63	25,500	0.70	1.47	22,800	0.76	1.79	20,700	0.80	2.04	18,200	0.83	2.29	15,700	0.85	2.32
	75/57	22,200	1.00	1.45	20,200	1.00	1.77	18,700	1.00	2.02	16,800	1.00	2.28	15,000	1.00	2.31
RGE13A30050(L)P RGE13A30075(L)P	85/72	36,300	0.61	1.94	33,000	0.64	2.28	30,600	0.67	2.56	27,300	0.71	2.86	24,200	0.74	2.91
	80/67	33,800	0.68	1.91	30,700	0.73	2.25	28,000	0.76	2.55	25,200	0.81	2.79	21,500	0.83	2.88
	75/63	31,700	0.72	1.88	27,800	0.76	2.23	25,200	0.79	2.50	22,000	0.85	2.81	18,700	0.90	2.85
	75/57	27,200	1.00	1.85	24,600	1.00	2.21	22,600	1.00	2.49	20,300	1.00	2.80	18,000	1.00	2.84
RGE13A36075(L)P RGE13A36100P	85/72	39,000	0.62	2.35	37,500	0.64	2.77	36,300	0.65	3.10	34,200	0.68	3.43	31,900	0.70	3.48
	80/67	36,800	0.69	2.34	36,100	0.71	2.73	34,000	0.72	3.09	31,000	0.76	3.33	29,000	0.78	3.47
	75/63	35,600	0.72	2.33	32,900	0.75	2.74	30,700	0.77	3.06	28,500	0.80	3.38	26,100	0.83	3.44
	75/57	32,000	1.00	2.29	31,000	1.00	2.71	30,300	1.00	3.03	28,100	1.00	3.35	25,800	1.00	3.40

Dimensions (in.)

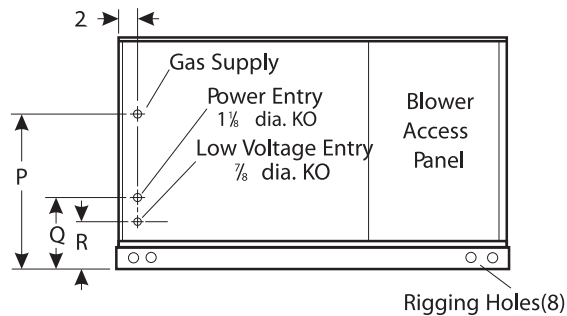
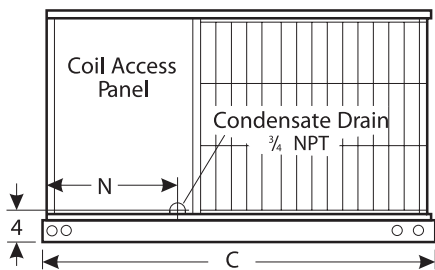
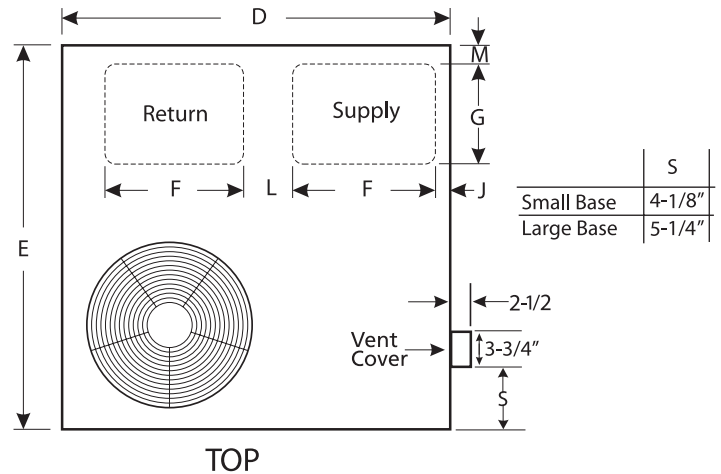
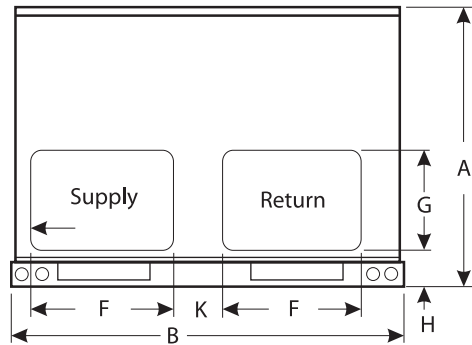
Model No.	A	B	C	D	E	F
RGE13A24050(L/P) RGE13A24075(L/P)	32-1/2	46-1/2	46-1/2	45-5/8	45-5/8	17-1/2
RGE13A30050(L/P) RGE13A30075(L/P)						
RGE13A36075(L/P) RGE13A36100P						
RGE13A42075(L/P) RGE13A42100(L/P)	34-1/2	55-1/2	50-1/2	54-5/8	49-5/8	21-1/2
RGE13A48100(L/P) RGE13A48125P						
RGE13A60100(L/P) RGE13A60125P						

Model No.	G	H	J	K	L
RGE13A24050(L/P) RGE13A24075(L/P)	11-1/2	5-1/2	1-5/8	4	4
RGE13A30050(L/P) RGE13A30075(L/P)					
RGE13A36075(L/P) RGE13A36100P					
RGE13A42075(L/P) RGE13A42100(L/P)	12	5-1/2	1-5/8	6-1/4	5-5/8
RGE13A48100(L/P) RGE13A48125P					
RGE13A60100(L/P) RGE13A60125P					

Model No.	M	N	P	Q	R
RGE13A24050(L/P) RGE13A24075(L/P)	1/4	15-5/8	20-5/8	9-7/8	5-1/2
RGE13A30050(L/P) RGE13A30075(L/P)					
RGE13A36075(L/P) RGE13A36100P					
RGE13A42075(L/P) RGE13A42100(L/P)	2/8	17-1/8	20-5/8	10-1/4	6
RGE13A48100(L/P) RGE13A48125P					
RGE13A60100(L/P) RGE13A60125P					

Minimum clearances to combustable material

ALL MODELS	Front	24"
	Left Side	12"
	Right Side	15"
	Back	2"
	Above	48"



Sound Ratings

Model	Sound
	dB(A)
RGE13A24050(L)P RGE13A24075(L)P	78
RGE13A30050(L)P RGE13A30075(L)P	79
RGE13A36075(L)P RGE13A36100P	78
RGE13A42075(L)P RGE13A42100(L)P	80
RGE13A48100(L)P RGE13A48125P	80
RGE13A60100(L)P RGE13A60125P	80

Field Provided 1" Filter Dimensions

Small Base	2, 2.5, 3 Ton	24" width 28" height
Large Base	3.5, 4, 5 Ton	30" width 30" height

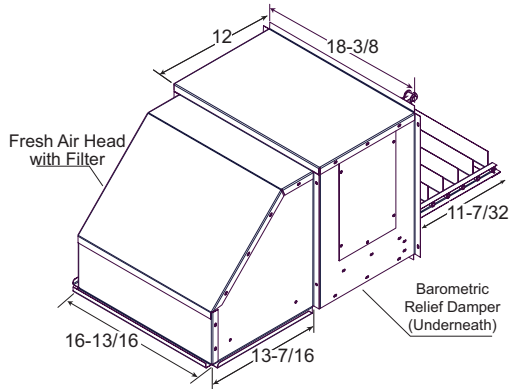
Accessories

Description	Where Used	Catalog No.
Short Cycle Protector	All Units	47127
LP GAS Conversion	All Units	ALPKT533
Roof Curbs	24, 30 & 36	ACURB160-1
Roof Curbs	42, 48 & 60	ACURB162-1
Manual Fresh Air Damper	24,30,36	ADMPR145-1
Manual Fresh Air Damper	42,48,60	ADMPR166-1
Motorized Fresh Air Damper	24,30,36	ADMPR146-1
Motorized Fresh Air Damper	42,48,60	ADMPR167-1
Downflow Economizer	24,30,36	AECON825-1
Downflow Economizer	42,48,60	AECON826-1
Horizontal Economizer	24,30,36	AECON827-1
Horizontal Economizer	42,48,60	AECON828-1

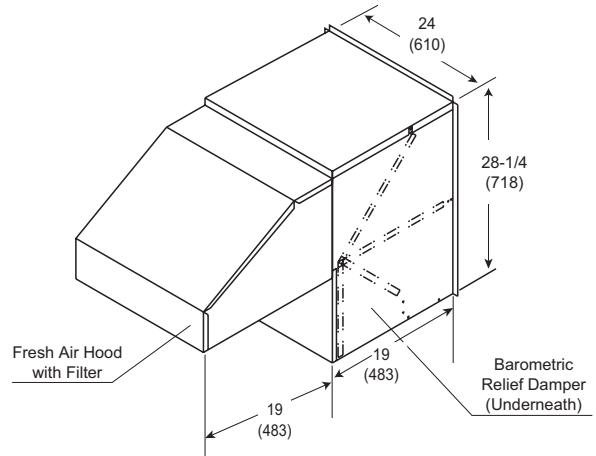
Accessories Dimensions inches (mm)

ECONOMIZER DAMPERS - DOWNFLOW

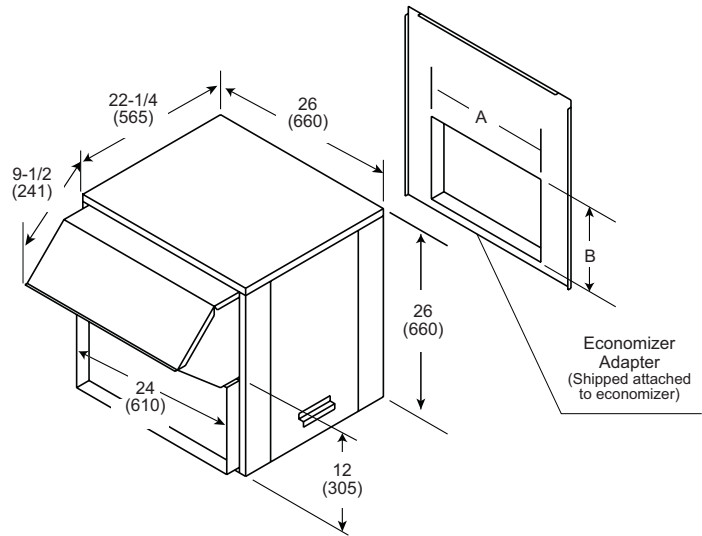
For 24, 30 and 36 Models



For 42, 48 and 60 Models

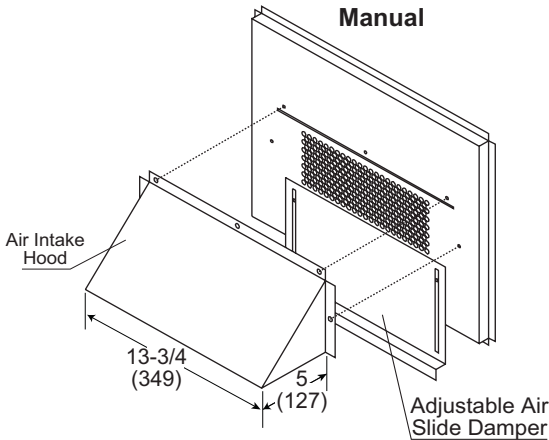


Model No.	A		B	
	in	mm	in	mm
RGE13A24050(L/P) RGE13A24075(L/P) RGE13A30050(L/P) RGE13A30075(L/P) RGE13A36075(L/P) RGE13A36100P	17-5/8	448	11-1/2	292
RGE13A42075(L/P) RGE13A42100(L/P) RGE13A48100(L/P) RGE13A48125P RGE13A60100(L/P) RGE13A60125P	21/4	552	12-1/4	311

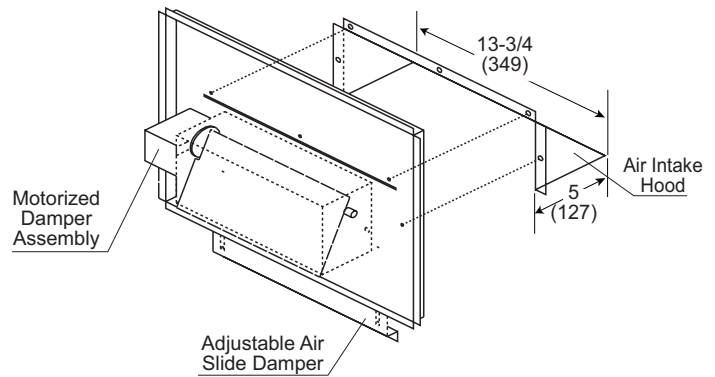


FRESH AIR DAMPERS

Manual

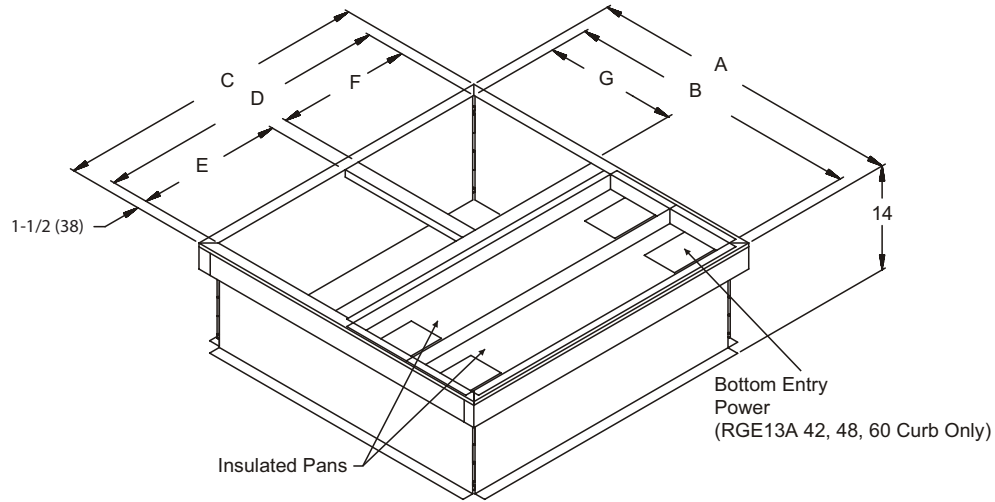


Motorized



Accessories Dimensions inches (mm)

ROOF CURB



Model No.	A		B		C		D		E		F		G	
	in	mm	in	mm	in	mm	in	mm	in	mm	in	mm	in	mm
RGE13A24050(L/P) RGE13A24075(L/P) RGE13A30050(L/P) RGE13A30075(L/P) RGE13A36075(L/P) RGE13A36100P	43	1092	40	1016	43	1092	40	1016	18	457	20	508	19	483
RGE13A42075(L/P) RGE13A42100(L/P) RGE13A48100(L/P) RGE13A48125P RGE13A60100(L/P) RGE13A60125P	47-1/8	1197	44-1/8	1121	52	1321	49	1245	23-1/2	597	23-1/2	597	19-1/2	495

Revisions		
Section	Page #	Description
Performance	3	Rating tables revised



1-800-448-5872

All specifications and illustrations subject to change without notice and without incurring obligations.