

# PRPHP14

## PRODUCT SPECIFICATIONS

## 14 SEER HEAT PUMP PACKAGED UNIT

FORM NO. PRPHP14-100 (09/2018)

### REFRIGERANT SYSTEM

- Environmentally friendly R410A refrigerant
- Copper tubing with enhanced fin coils
- Internal service gauge ports
- Sleeved distributor tubes
- MicroBan AntiMicrobial Drain Pan
- High and Low Threaded pressure switches for system protection

### CABINET CONSTRUCTION

- Rounded corners for safety and an attractive, clean appearance
- One piece base design for strength and stability
- Drain ports for condensate management and coil runoff
- Low profile, with compact footprint
- Insulation to minimize heat loss plus reduce sound
- Textured pre-painted steel cabinet finish
- Superior service access to components
- Louvered coil guard protection
- One piece “no leak” top design

### BLOWER

- Insulated compartment to reduce sound
- Efficient multispeed motor for wide airflow range
- Slide out blower housing for easy service

### CONTROLS

- Integrated control with L.E.D. self diagnostics
- Defrost control board with field selectable time intervals
- High and low refrigerant pressure switches for system protection
- Built in short cycle protection to protect compressor
- Built in “quiet shift” operation during defrost

### INSTALLATION

- Horizontal or down discharge capable
- Utility connections on “right side”
- Tabbed duct flanges for simple duct connection

### ACCESSORIES

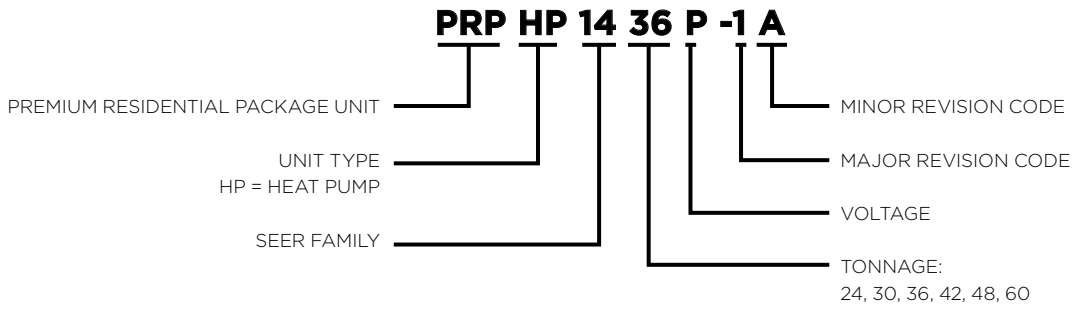
- Hinged roofcurbs
- Lifting brackets
- Internal Filter Kits
- Electric strip heat with optional single point power entry

### WARRANTY

10 year limited parts and compressor warranty. See limited warranty document for details.



**MODEL NUMBER GUIDE**



**ELECTRICAL AND PHYSICAL DATA**

Model	Voltage	Phase	Hz	Min Volts @ 60 hz	MCA	Max Fuse/HACR Breaker	Compressor		Condenser Motor		Blower Motor		Refrig. Charge (oz.)	Weight (lbs.)
							RLA	LRA	RLA	HP	RLA	HP		
PRPHP1424	208-230	1	60	197	17.4	25	10.9	59.3	1.0	1/6	2.8	1/3	80	333
PRPHP1430					20.7	30	13.5	72.5			96	342		
PRPHP1436					24.4	35	15.4	83.9			4.1	1/2	81	352
PRPHP1442					24.4	40	15.9	85	1.7	1/4	2.8	1/3	165	455
PRPHP1448					27.0	45	18.0	117				1/2	163	460
PRPHP1460					39.7	60	24.3	144.2			7.6	1.0	161	482

**PERFORMANCE**

MODEL	COOLING					HEATING					Sound dBA
	Rated AHRI Capacity Btuh	SEER	EER	Rated Sensible Capacity Btuh	CFM	47 DEG.		HSPF	17 DEG.		
						BTUH	COP		BTUH	COP	
PRPHP1424	22,600	14.0	11.0	16,700	850	22,000	3.8	8.0	12,300	2.3	78
PRPHP1430	28,600		11.0	21,700	1050	27,000	3.7		15,900		
PRPHP1436	34,000		11.0	25,200	1250	33,400			20,000		
PRPHP1442	40,000		11.0	30,800	1400	39,000	3.6		23,600		
PRPHP1448	46,000		11.0	34,000	1600	45,000	3.7		27,000		
PRPHP1460	57,000		11.0	41,600	1800	56,000			33,600		

\*Certified in accordance with Unitary Air Conditioner Certification Program, which is based on AHRI Standard 210/240

**BLOWER PERFORMANCE**

Model	Blower Tap	CFM @ ext. Static Pressure in in. wc without filter, dry coil							
		0.1	0.2	0.3	0.4	0.5	0.6	0.7	0.8
PRPHP1424*	1	680	590	550	500	450	380		
	2	890	830	800	760	710	680	640	600
	3	1000	960	930	880	840	810	770	730
PRPHP1430*	1	680	640	600	570	530	490		
	2	1100	1070	1050	1020	990	960	930	900
	3	1180	1160	1130	1090	1070	1040	1010	960
PRPHP1436*	1	900	860	830	770	720	680	620	560
	2	1330	1280	1250	1230	1200	1180	1130	1100
	3	1520	1490	1460	1430	1380	1340	1250	1170
PRPHP1442	2	1790	1740	1670	1590	1510	1410	1310	1210
	3	1500	1470	1430	1370	1310	1240	1140	1010
	4	1070	1050	1010	980	920	870	820	690
PRPHP1448	2	1970	1890	1790	1690	1600	1510	1400	1280
	3	1730	1690	1600	1540	1450	1360	1270	1150
	4	1520	1480	1430	1370	1310	1230	1140	1050
PRPHP1460*	1	1400	1320	1260	1200	1120	1060	980	900
	2	1920	1870	1820	1770	1720	1670	1450	1360
	3	2240	2200	2140	2100	2060	2020	1980	1950

\* TAPs 4 & 5 are for Electric Heat. Refer to rating plate for proper speed selection

**COOLING PERFORMANCE - EXTENDED RATINGS**

Outdoor Model	Indoor Temp DB/ WB °F	Outdoor Temperature - DB °F														
		65°			82°			95°			105°			115°		
		Btuh	S/T	kW	Btuh	S/T	kW	Btuh	S/T	kW	Btuh	S/T	kW	Btuh	S/T	kW
PRPHP1424	85/72	29,500	0.63	1.40	28,100	0.65	1.67	27,000	0.67	1.89	25,400	0.72	2.06	23,800	0.78	2.23
	80/67	27,800	0.70	1.39	26,300	0.72	1.65	24,800	0.74	1.89	23,300	0.80	2.07	21,800	0.86	2.24
	75/63	26,400	0.73	1.38	24,400	0.76	1.66	22,800	0.79	1.87	21,500	0.84	2.06	20,300	0.88	2.25
	75/57	23,300	1.00	1.38	21,800	1.00	1.65	20,600	1.00	1.86	20,100	1.00	2.05	19,500	1.00	2.25
PRPHP1430	85/72	29,700	0.66	1.92	31,300	0.69	2.27	32,600	0.71	2.53	29,600	0.74	2.71	26,600	0.76	2.89
	80/67	33,500	0.71	1.89	32,700	0.74	2.18	30,100	0.76	2.48	27,900	0.80	2.69	25,600	0.84	2.90
	75/63	31,700	0.75	1.85	29,200	0.79	2.21	27,400	0.82	2.49	25,600	0.84	2.69	23,800	0.86	2.89
	75/57	29,900	1.00	1.87	27,500	1.00	2.24	25,800	1.00	2.52	24,500	1.00	2.71	23,300	1.00	2.89
PRPHP1436	85/72	46,200	0.61	2.35	43,900	0.63	2.79	42,000	0.65	3.13	37,900	0.73	3.40	33,800	0.82	3.68
	80/67	43,800	0.67	2.33	41,000	0.71	2.73	37,100	0.74	3.10	34,000	0.81	3.38	30,900	0.88	3.66
	75/63	41,600	0.70	2.31	37,900	0.73	2.73	35,100	0.76	3.06	32,000	0.83	3.36	28,900	0.90	3.66
	75/57	34,500	1.00	2.30	31,600	1.00	2.72	29,300	1.00	3.05	28,700	1.00	3.35	28,100	1.00	3.65
PRPHP1442	85/72	53,200	0.64	2.58	49,000	0.67	3.04	45,700	0.70	3.39	42,100	0.75	3.71	38,500	0.80	4.04
	80/67	49,800	0.72	2.56	44,800	0.75	2.98	40,700	0.77	3.38	38,000	0.82	3.72	35,300	0.88	4.05
	75/63	45,700	0.76	2.56	41,000	0.79	3.03	37,400	0.81	3.39	35,100	0.86	3.72	32,900	0.91	4.06
	75/57	41,200	1.00	2.55	37,800	1.00	3.02	35,200	1.00	3.38	33,500	1.00	3.72	31,900	1.00	4.06
PRPHP1448	85/72	67,000	0.62	2.95	60,500	0.64	3.48	55,600	0.66	3.89	50,100	0.71	4.39	44,600	0.76	4.89
	80/67	60,400	0.68	2.94	51,700	0.73	3.44	48,400	0.74	3.93	44,700	0.78	4.40	41,100	0.83	4.87
	75/63	55,100	0.71	2.92	49,100	0.74	3.47	44,600	0.76	3.89	42,000	0.82	4.38	39,300	0.88	4.87
	75/57	47,100	1.00	2.91	43,100	1.00	3.44	40,100	1.00	3.84	39,000	1.00	4.35	38,000	1.00	4.86
PRPHP1460	85/72	74,100	0.62	3.54	68,100	0.65	4.32	63,500	0.67	4.91	60,100	0.71	5.53	56,600	0.75	6.14
	80/67	69,200	0.69	3.51	63,000	0.71	4.24	57,700	0.73	4.85	55,000	0.78	5.48	52,400	0.82	6.10
	75/63	64,200	0.72	3.49	57,100	0.74	4.19	51,700	0.76	4.72	50,400	0.80	5.39	49,000	0.84	6.07
	75/57	57,500	1.00	3.44	51,700	1.00	4.21	47,300	1.00	4.80	46,900	1.00	5.42	46,500	1.00	6.04

## HEAT STRIP ELECTRICAL

Model Number	Heater Model	Unit Supply Voltage Single Phase	Heater kW	Min. Circuit Ampacity 1	Max. Fuse / HACR Brkr. 1	Min. Circuit Ampacity 2	Max. Fuse / HACR Brkr. 2	Min. Circuit Ampacity Single Point	Max. Fuse / HACR Brkr. Single Point
PRPHP1424	PHK05BP-1	240	5	28.8	30	-	-	42.4	45
		208	3.8	25.4	30	-	-	39.1	45
	PHK07BP-1	240	7.5	41.9	45	-	-	55.6	60
		208	5.6	36.7	40	-	-	50.3	60
	PHK10BP-1	240	10	54.9	60	-	-	68.6	70
		208	7.5	47.9	50	-	-	61.6	70
PRPHP1430	PHK05BP-1	240	5	28.8	30	-	-	45.7	50
		208	3.8	25.4	30	-	-	42.3	45
	PHK07BP-1	240	7.5	41.9	45	-	-	58.8	60
		208	5.6	36.7	40	-	-	53.6	60
	PHK10BP-1	240	10	54.9	60	-	-	71.8	80
		208	7.5	47.9	50	-	-	64.8	70
	PHK15CP-1	240	15	54.9	60	26	30	97.8	100
		208	11.3	47.9	50	22.6	25	87.4	90
PRPHP1436	PHK05BP-1	240	5	30.1	35	-	-	49.4	50
		208	3.8	26.7	30	-	-	46	50
	PHK07BP-1	240	7.5	43.2	45	-	-	62.5	70
		208	5.6	38	40	-	-	57.2	60
	PHK10BP-1	240	10	56.2	60	-	-	75.5	80
		208	7.5	49.2	50	-	-	68.5	70
	PHK15CP-1	240	15	56.2	60	26	30	101.5	110
		208	11.3	49.2	50	22.6	25	91.1	100
PRPHP1442	PHK05BP-1	240	5	28.8	30	-	-	48.7	50
		208	3.8	25.4	30	-	-	45.3	50
	PHK07BP-1	240	7.5	41.9	45	-	-	61.8	70
		208	5.6	36.7	40	-	-	56.6	60
	PHK10BP-1	240	10	54.9	60	-	-	74.8	80
		208	7.5	47.9	50	-	-	67.8	70
	PHK15CP-1	240	15	54.9	60	26	30	100.8	110
		208	11.3	47.9	50	22.6	25	90.4	100
PHK20CP-1	240	20	54.9	60	52.1	60	126.8	150	
	208	15	47.9	50	45.1	50	112.9	125	
PRPHP1448	PHK05BP-1	240	5	28.8	30	-	-	51.3	60
		208	3.8	25.4	30	-	-	47.9	60
	PHK07BP-1	240	7.5	41.9	45	-	-	64.4	70
		208	5.6	36.7	40	-	-	59.2	70
	PHK10BP-1	240	10	54.9	60	-	-	77.4	80
		208	7.5	47.9	50	-	-	70.4	80
	PHK15CP-1	240	15	54.9	60	26	30	103.4	110
		208	11.3	47.9	50	22.6	25	93.1	100
	PHK20CP-1	240	20	54.9	60	52.1	60	129.4	150
		208	15	47.9	50	45.1	50	115.6	125

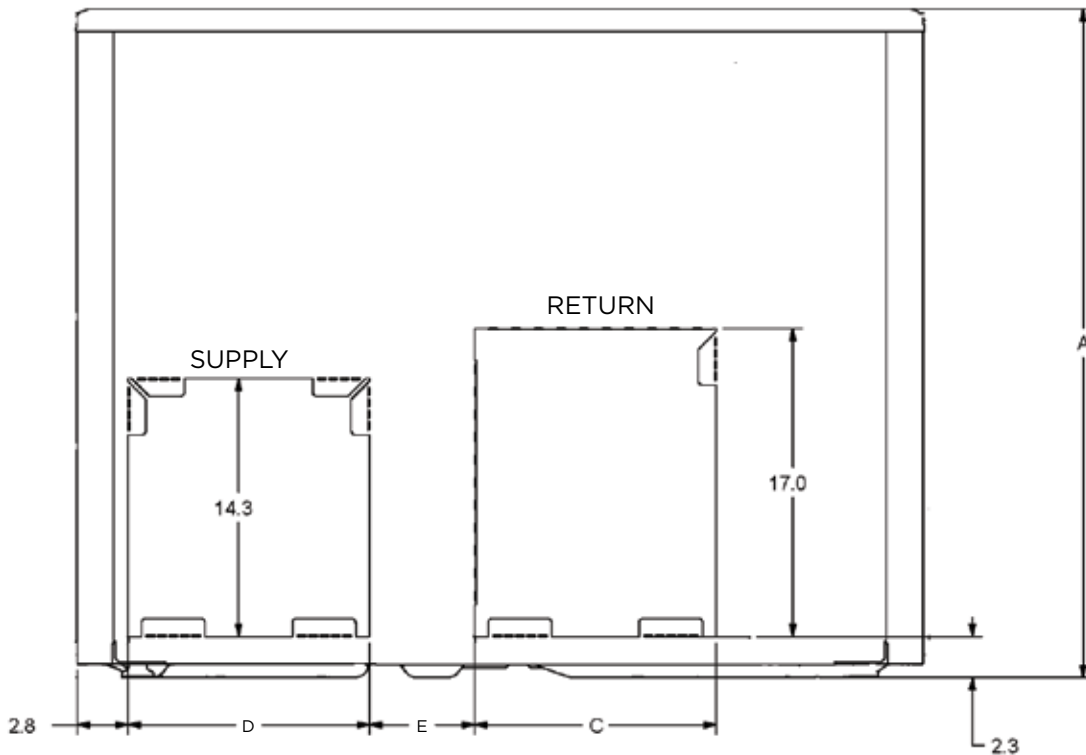
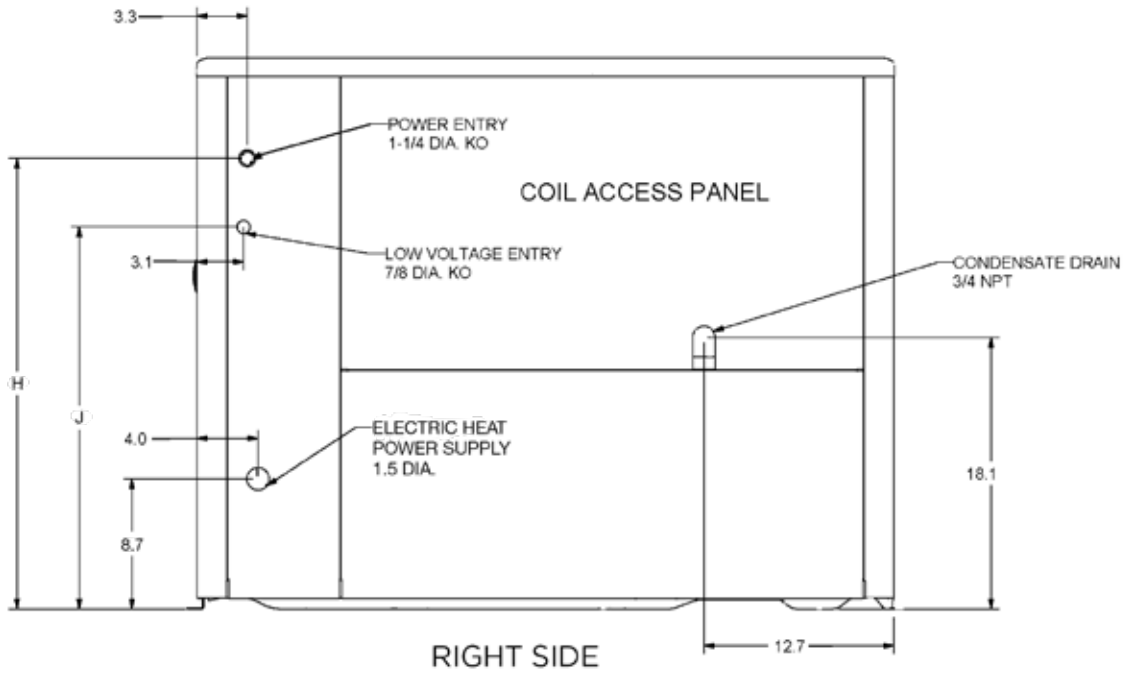
MODEL NO.	HEATER MODEL	Unit Supply Voltage Single Phase	Heater kW	Min. Circuit Ampacity 1	Max. Fuse / HACR Brkr. 1	Min. Circuit Ampacity 2	Max. Fuse / HACR Brkr. 2	Min. Circuit Ampacity Single Point	Max. Fuse / HACR Brkr. Single Point
PRPHP1460	PHK05BP-1	240	5	33.6	35	-	-	64	80
		208	3.8	30.2	35	-	-	60.6	80
	PHK07BP-1	240	7.5	46.7	50	-	-	77.1	90
		208	5.6	41.5	45	-	-	71.9	80
	PHK10BP-1	240	10	59.7	60	-	-	90.1	100
		208	7.5	52.7	60	-	-	83.1	90
	PHK15BP-1	240	15	59.7	60	26	30	116.1	125
		208	11.3	52.7	60	22.6	25	105.7	110
	PHK20BP-1	240	20	59.7	60	52.1	60	142.1	150
		208	15	52.7	60	45.1	50	128.2	150

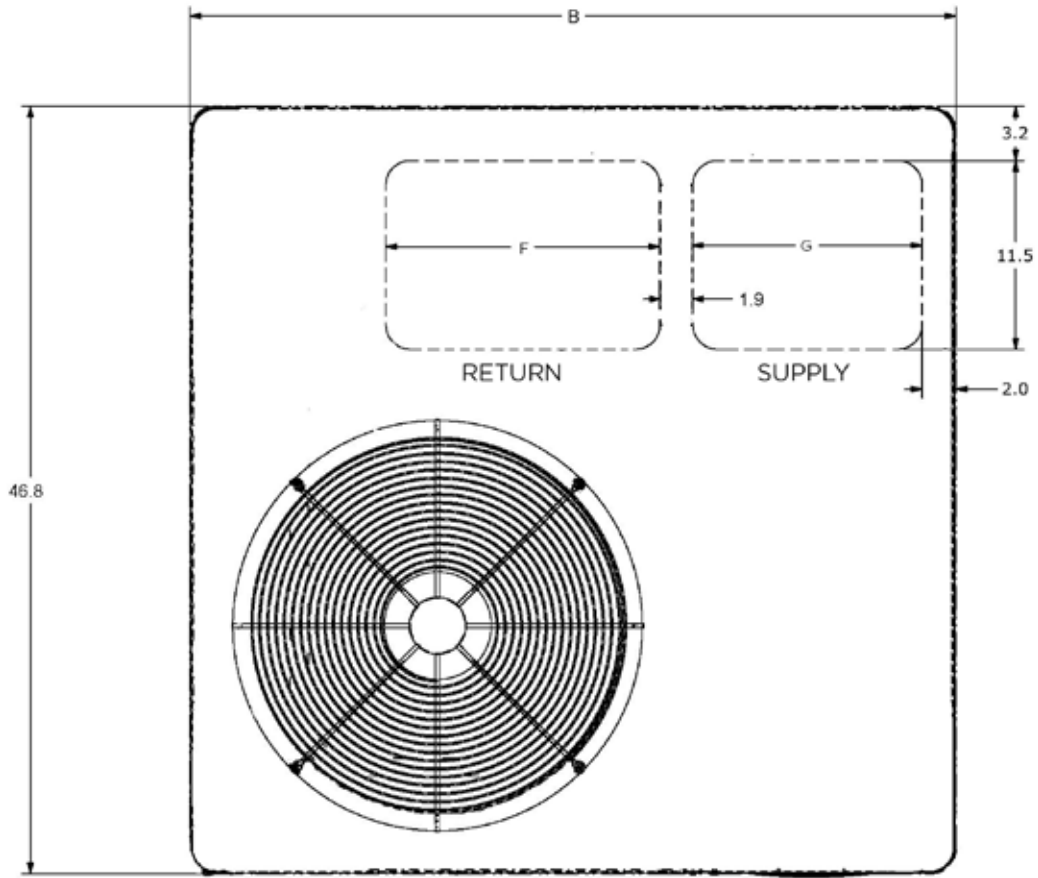
### HEATING PERFORMANCE EXT. RATINGS

Model	Outdoor Temp. DB/WB deg. F									
	0/0		17/15		35/33		47/43		62/56	
	Btuh	KW	Btuh	KW	Btuh	KW	Btuh	KW	Btuh	KW
PRPHP1424	7000	1.55	12300	1.60	17900	1.68	22000	1710	27800	1.75
PRPHP1430	9900	1.92	15900	2.00	22200	2.10	27300	2160	33000	2.23
PRPHP1436	13500	2.49	20100	2.50	24100	2.59	34100	2730	40500	2.80
PRPHP1442	14800	2.99	23600	3.10	33000	3.29	40000	3.36	48700	3.45
PRPHP1448	18700	3.26	27000	3.40	35800	3.77	46400	3.91	57700	4.05
PRPHP1460	20100	3.89	33700	4.10	48100	4.51	57000	4.78	67400	4.88

**DIMENSIONS (IN.)**

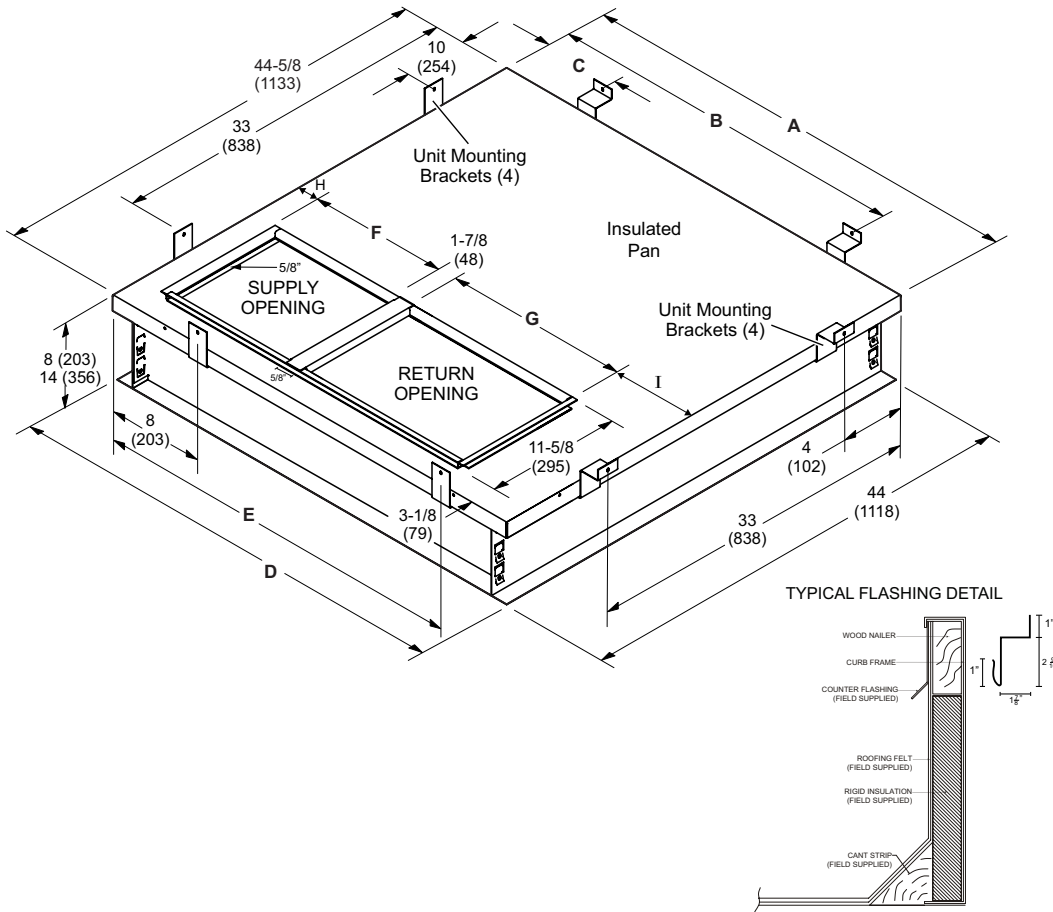
Model	A	B	C	D	E	F	G	H	J
PRPHP1424	36.82	46.77	13.33	13.31	5.86	16.75	14	30.13	25.54
PRPHP1430									
PRPHP1436									
PRPHP1442	40.88	55.27	18.14	18.14	4.67	19.75	19.5	34.13	29.54
PRPHP1448									
PRPHP1460									





TOP - WITH BOTTOM DUCT SHOWN

**ROOF CURB DIMENSIONS**



Usage	A		B		C		D		E	
	in.	mm	in.	mm	in.	mm	in.	mm	in.	mm
24, 36	44-5/8	1133	43	1092	18	457	44	1118	37	940
48, 60	53-1/8	1349	51	1295	24	610	52-1/2	1334	41	1041
Usage	F		G							
	in.	mm	in.	mm						
24, 36	14	356	16-3/4	425						
48, 60	19-1/2	495	19-3/4	502						



**ACCESSORIES**

Description	Where Used	Kit Number
Compressor Crankcase Heater	All	11X27
Compressor Hard Start Kit	24, 30, 36,60	10J42
Compressor Hard Start Kit	42,48	88M91
Compressor Timed-Off Control	All	47J27
Down Flow Conversion - ACONVR836	24, 30, 36	1.851401
Down Flow Conversion - ACONVR837	42,48,60	1.851402
Drain pan overflow switch	All	11U75
Electric Heater 5KW - PHK05BP	All	10W47
Electric Heater 7.5KW - PHK07BP	All	10W48
Electric Heater 10KW - PHK10BP	All	10W49
Electric Heater 15KW - PHK15CP	30,36,42,48,60	10W50
Electric Heater 20KW - PHK20CP	42,48,60	10W51
Filter Rack Kit	24, 30, 36	11U73
Filter Rack Kit	42,48,60	11U74
Lifting Brackets	All	11U76
Sideflow Rect. to 14" Rounds Duct Adapter (Qty 25 sets)	24, 30, 36	R104617-01
	42, 48, 60	R104618-01
8" Height Full Perimeter Curb	24, 30, 36	14W71
8" Height Full Perimeter Curb	42, 48, 60	14W72
14" Height Full Perimeter Curb	24, 30, 36	14V68
14" Height Full Perimeter Curb	42,48,60	14V69

Single Point Power		
5 KW ASPWR813-1	All	13W88
7.5 KW ASPWR814-1	All	13W89
10 KW ASPWR815-1	All	13W90
15-20 KW ASPWR816-1	30,36,42,48,60	13W91



1-800-448-5872

All specifications and illustrations subject to change without notice and without incurring obligations.