

A951A/S

PRODUCT SPECIFICATIONS

SINGLE STAGE GAS FURNACE

FORM NO. A951A-100 (10/2018)



CONFIGURATIONS

- Upflow / Horizontal
- Downflow

HEAT EXCHANGER DESIGN

- Aluminized steel primary heat exchanger with crimped non-weld construction for "A" models
- 409 Stainless steel primary heat exchanger with crimped non-weld construction for "S" models
- AL 29-4C Stainless steel secondary heat exchanger

BURNER

- Aluminized steel inshot burners for smooth ignition

CABINET DESIGN

- Compact 33" height
- Standardized widths for easy coil fit

AIR DELIVERY SYSTEM

- Multi-speed PSC blower motor
- Easily removable slide out blower design

CONTROLS

- Single stage gas valve
- Self diagnostics saves last 5 fault codes regardless of power interruption
- Control features electronic air cleaner and humidifier terminals

VENTING

- Designed certified for direct and non direct applications

INSTALLATION FEATURES

- Left or right utility connection
- Design certified for direct and non-direct vent applications
- Zero step horizontal conversion
- Removable floor base for bottom return air
- Complies with California's South Coast Air Quality Management district Low NOx requirements

WARRANTY

10 year limited parts warranty / lifetime heat exchanger warranty available. See limited warranty document for details.

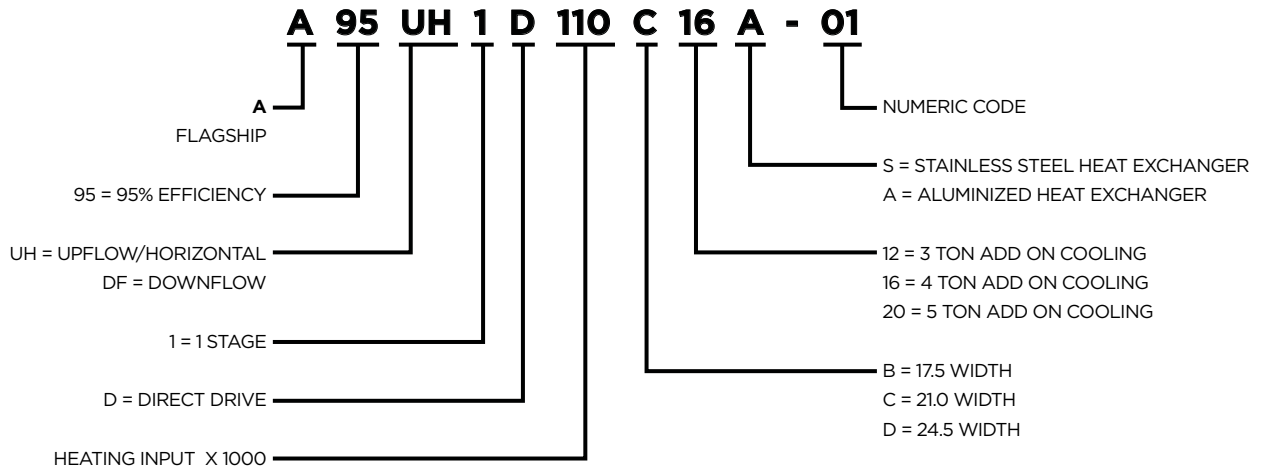
California Only

If installed in South Coast Air Quality Management District (SCAQMD) only: This furnace does not meet the SCAQMD Rule 1111 NOx emission limit (14 ng/J), and thus is subject to a mitigation fee of up to \$450. This furnace is not eligible for the Clean Air Furnace Rebate Program: www.CleanAirFurnaceRebate.com.

If installed in San Joaquin Valley Air Pollution Control District (SJVAPCD) only: This furnace does not meet the SJVAPCD Rule 4905 NOx emission limit (14 ng/J), and thus is subject to a mitigation fee of up to \$450.



MODEL NUMBER GUIDE



PHYSICAL AND ELECTRICAL DATA

	Model	Input (Btuh)	Output (Btuh)	AFUE (ICS)	Nominal Cooling Capacity	Gas Inlet (in.)	Volts/Hz/Phase	Max. Time Delay Breaker or Fuse	Nominal F.L.A.	Trans. (V.A.)	Approx. Shipping Weight (lbs.)
UPFLOW/HORIZONTAL	A95UH1D045B08S(A)	44,000	41,000	95.0%	1.5 - 2	1/2	120 - 60 - 1	15	3.1	40	121
	A95UH1D045B12S(A)	44,000	42,000	95.0%	2 - 3	1/2	120 - 60 - 1	15	6.1	40	123
	A95UH1D070B12S(A)	66,000	64,000	95.0%	2 - 3	1/2	120 - 60 - 1	15	6.1	40	128
	A95UH1D090C12S(A)	88,000	85,000	95.0%	2 - 3	1/2	120 - 60 - 1	15	6.1	40	145
	A95UH1D090C16S(A)	88,000	85,000	95.0%	3 - 4	1/2	120 - 60 - 1	15	8.2	40	148
	A95UH1D110C16S(A)	110,000	106,000	95.0%	3 - 4	1/2	120 - 60 - 1	15	8.2	40	157
	A95UH1D110C20S(A)	110,000	106,000	95.0%	4 - 5	1/2	120 - 60 - 1	15	10.0	40	163
	A95UH1D135D20S(A)	132,000	126,000	95.0%	4 - 5	1/2	120 - 60 - 1	15	10.0	40	180
DOWNFLOW	A95DF1D045B12S(A)	44,000	42,000	95.0%	2 - 3	1/2	120 - 60 - 1	15	6.1	40	125
	A95DF1D070B12S(A)	66,000	64,000	95.0%	2 - 3	1/2	120 - 60 - 1	15	6.1	40	131
	A95DF1D090C20S(A)	88,000	85,000	95.0%	4 - 5	1/2	120 - 60 - 1	20	11.5	40	150
	A95DF1D110C20S(A)	110,000	106,000	95.0%	4 - 5	1/2	120 - 60 - 1	20	11.5	40	165

Note: For vent length and clearances to combustibles, please reference installation instructions.

BLOWER PERFORMANCE DATA

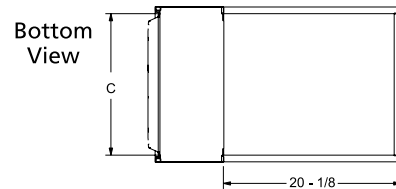
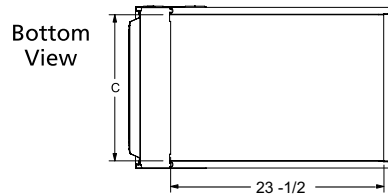
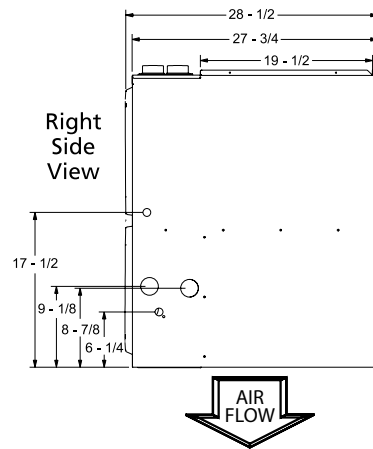
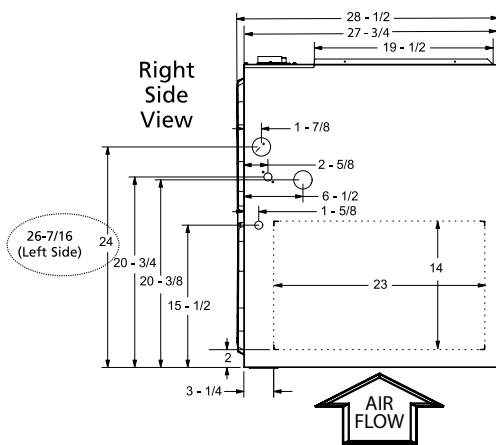
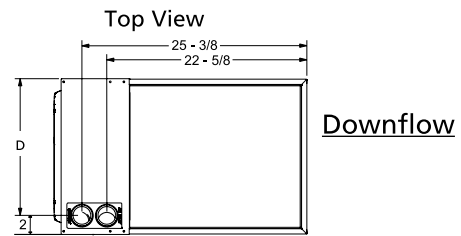
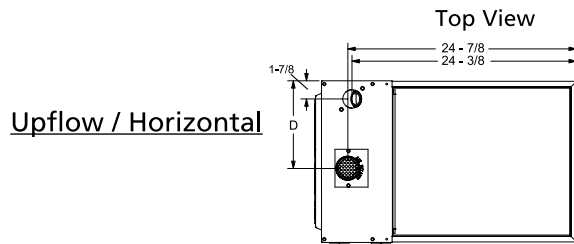
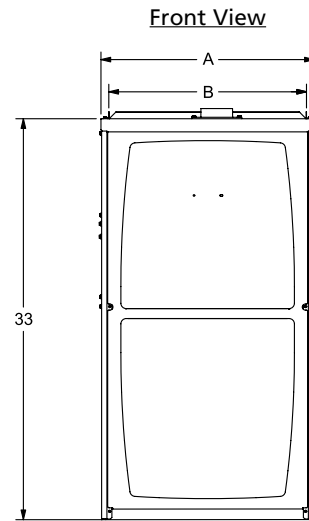
	Model	Motor Size (hp)	Blower Size	Temp. Rise (°F)	Blower Speed	CFM @ .10" - .80" w.c.							
						.20	.30	.40	.50	.60	.70	.80	.90
UPFLOW / HORIZONTAL	A95UHID045B08S(A)	1/5	10 x 8	40 - 70	High	1125	1090	1065	1020	945	910	790	735
					Med/High	895	870	870	825	780	740	670	575
					Med	755	725	715	675	640	585	510	460
					Low	680	660	635	605	555	505	455	390
	A95UHID045B12S(A)	1/3	10 x 8	25 - 55	High	1550	1480	1425	1355	1320	1225	1135	1025
					Med/High	1330	1295	1280	1190	1165	1110	1050	950
					Med	1150	1140	1105	1085	1030	975	920	800
					Low	1000	975	975	940	900	855	780	700
	A95UHID070B12S(A)	1/3	10 x 8	40 - 70	High	1515	1465	1410	1345	1275	1195	1105	985
					Med/High	1300	1275	1235	1195	1140	1090	995	890
					Med	1080	1065	1050	1020	975	930	850	770
					Low	880	890	875	840	830	780	730	650
A95UHID090C12S(A)	1/3	10 x 8	50 - 80	High	1580	1525	1480	1415	1350	1260	1190	1060	
				Med/High	1305	1295	1275	1220	1175	1115	1010	905	
				Med	1070	1060	1055	1030	1005	955	880	795	
				Low	890	890	885	860	835	785	740	655	
A95UHID090C16S(A)	1/2	10 x 10	40 - 70	High	2060	1990	1925	1830	1720	1600	1450	1300	
				Med/High	1840	1805	1755	1675	1610	1520	1410	1305	
				Med	1580	1550	1510	1460	1390	1300	1200	1100	
				Low	1360	1365	1330	1285	1230	1165	1035	901	
A95UHID110C16S(A)	1/2	10 x 10	50 - 80	High	1940	1875	1800	1725	1630	1530	1410	1245	
				Med/High	1600	1560	1495	1400	1335	1290	1190	1000	
				Med	1400	1370	1330	1295	1185	1100	985	925	
				Low	1170	1160	1120	1080	1030	940	790	715	
A95UHID110C20S(A)	3/4	11 1/2 x 10	40 - 70	High	2265	2190	2090	2000	1935	1805	1730	1645	
				Med/High	2135	2050	1945	1880	1770	1720	1590	1520	
				Med	1890	1785	1755	1685	1540	1480	1405	1340	
				Low	1730	1685	1665	1640	1590	1505	1455	1400	
A95UHID135D20S(A)	3/4	11 1/2 x 10	45 - 75	High	2350	2250	2150	2030	1950	1870	1740	1650	
				Med/High	2170	2110	1970	1900	1795	1690	1520	1430	
				Med	1890	1820	1750	1710	1645	1560	1455	1360	
				Low	1665	1610	1565	1510	1435	1410	1280	1210	

BLOWER PERFORMANCE DATA

	Model	Motor Size (hp)	Blower Size	Temp. Rise (°F)	Blower Speed	CFM @ .10" - .80" w.c.							
						.20	.30	.40	.50	.60	.70	.80	.90
DOWNFLOW	A95DFID045B12S(A)	1/3	10 x 8	25 - 55	High	1500	1450	1350	1300	1195	1140	1025	945
					Med/High	1340	1290	1235	1170	1095	1020	920	800
					Med	1165	1125	1090	1035	990	895	840	700
					Low	1015	975	920	875	840	780	695	605
	A95DFID070B12S(A)	1/3	10 x 8	50 - 80	High	1445	1380	1315	1270	1155	1075	975	900
					Med/High	1275	1240	1190	1145	1075	1000	900	800
					Med	1065	1060	1020	995	940	875	800	675
					Low	910	900	875	870	820	765	715	615
	A95DFID090C20S(A)	1	11 1/2 x 10	35 - 65	High	2200	2160	2055	1970	1890	1775	1690	1580
					Med/High	2080	1990	1930	1855	1765	1680	1590	1485
					Med	1865	1830	1790	1705	1635	1565	1485	1405
					Low	1525	1545	1530	1500	1495	1430	1370	1270
	A95DFID110C20S(A)	1	11 1/2 x 10	50 - 80	High	2275	2200	2115	2040	1955	1860	1735	1640
					Med/High	2125	2060	1995	1940	1855	1730	1620	1535
					Med	1950	1900	1845	1795	1745	1640	1590	1480
					Low	1635	1620	1620	1590	1540	1515	1415	1330

DIMENSIONS

	Model	A	B	C	D
UPFLOW/HORIZONTAL	A95UHID045B08S(A)	17-1/2	16-3/8	16	7-5/8
	A95UHID045B12S(A)	17-1/2	16-3/8	16	7-5/8
	A95UHID070B12S(A)	17-1/2	16-3/8	16	7-5/8
	A95UHID090C12S(A)	21	19-7/8	19-1/2	9-3/8
	A95UHID090C16S(A)	21	19-7/8	19-1/2	9-3/8
	A95UHID110C16S(A)	21	19-7/8	19-1/2	9-3/8
	A95UHID110C20S(A)	21	19-7/8	19-1/2	9-3/8
	A95UHID135D20S(A)	24-1/2	23-3/8	23	11-1/8
DOWNFLOW	A95DFID045B12S(A)	17-1/2	16-3/8	16	15-1/2
	A95DFID070B12S(A)	17-1/2	16-3/8	16	15-1/2
	A95DFID090C20S(A)	21	19-7/8	19-1/2	19
	A95DFID110C20S(A)	21	19-7/8	19-1/2	19



ACCESSORY LIST

CATALOG NUMBER	DESCRIPTION
External Filter Rack kits	
1.841018	1 pack (16 x 25)
1.841039	10 pack (16 x 25)
Natural to LP kits	
11K50	1-Stage - 90
11K45	High Altitude (>7500')
Return Air Base	
68W62	17.5" B Width
68W63	21.0" C Width
68W64	24.5" D Width
Downflow Combustible Flooring Base	
11M60	17.5" B Width
11M61	21.0" C Width
Night Service Kits	
68W80	Single Stage
Horizontal Suspension Kit	
51W10	80% & 90% Kit
Flush Mount Termination (90% Furnaces only) US Only	
51W11	2" & 3" Vent Version
Concentric Vent Kit (90% Furnaces only) US Only	
71M80	1-1/2" Vent Version
69M29	2" Vent Version
60L46	3" Vent Version

Note: For vent length and clearances to combustibles, please reference installation instructions.



1-800-448-5872

All specifications and illustrations subject to change without notice and without incurring obligations.