



10 EER out of production as of March 1, 2019

9 EER out of production as of July 2019

ELECTRIC HEAT PUMP
PACKAGED UNITS

MHP4

FORM NO. MHP4-100 (07/2018)

FEATURES

- Up to 10.0 EER cooling efficiency
- Less than 1.4% cabinet air leakage
- Completely self-contained heating and cooling package
 - No outside condensing unit
 - No external refrigerant lines
 - No separate cooling coil
- Pre-wired and pre-charged
- Individually metered and controlled
- Easy service access
- Louver color options to match building facade
- Available with optional factory installed Ventilation Air Kit
- Available with optional Climate Guard™ epoxy coated evaporator and condenser coils
- Available with optional Miami-Dade rated impact resistant louvers

REFRIGERANT SYSTEM

- R410A Refrigerant
- High efficiency compressor
- Copper tubing with enhanced fin coils

CABINET

- Fully insulated cabinet for quiet operation
- Anti-microbial insulation in all air handling compartments

BLOWER

- Four-speed permanently lubricated motor for low maintenance, maximum efficiency and wide airflow range
- PSC permanently lubricated motor for low maintenance and maximum efficiency
- Dynamically balanced blower with resilient motor mounts for smooth and quiet operation
- Internal washable filter

CONTROLS

- Color coded wiring for easy service
- Fuse protection on 24V circuit

INSTALLATION

- Easy to install and service
- Louver mounts flush to outside wall
- Wind load certification up to 186 mph*

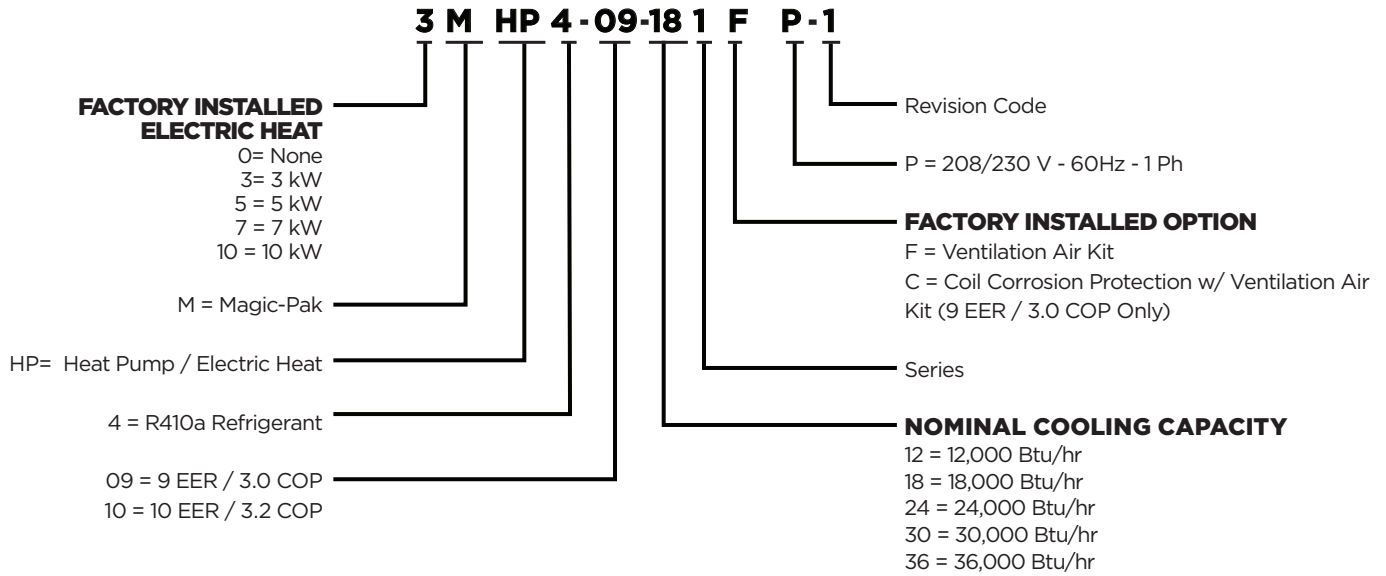
WARRANTY

- 5 year limited warranty on all parts



*See Magic-Pak M-Series™ and V-Series™ - 2014 Florida Building Code Wind Load Calculations (available on www.magic-pak.com/ literature within the installation instructions link) for specifics.

MODEL NUMBER GUIDE



ELECTRICAL AND PHYSICAL DATA

Model	Voltage/ Hz/Phase	Voltage Range	Minimum Circuit Ampacity				Maximum Fuse/HACR Breaker				Compressor		Outside Fan			Indoor Blower		R410 Refrig. Change (oz)	Weight (lbs)		
			Circuit 1		Circuit 2		Circuit 1		Circuit 2		Rated Load Amps	Locked Rotor Amps	Dia. (in)	Nominal RPM	Rated Load Amps	Rated HP	Wheel Dia. x Width (in)			Rated Load Amps	Rated HP
			208	230	208	230	208	230	208	230											
3MHP4-09-121*P	208-230/60/1	197 - 253	28	30	*	*	30	30	*	*	6.8	45	16	1075	0.9	1/8	9 x 6	1.6	1/4	61	200
5MHP4-09-121*P			33	36	*	*	35	40	*	*											
7MHP4-09-121*P			44	49	*	*	45	50	*	*											
3MHP4-09-181*P	208-230/60/1	197 - 253	31	34	---	---	35	35	---	---	9.6	43	16	1075	0.9	1/8	9 x 6	1.6	1/4	53	200
5MHP4-09-181*P			37	40	---	---	40	40	---	---											
7MHP4-09-181*P			48	53	---	---	50	60	---	---											
10MHP4-09-181*P			15	15	44	50	20	20	45	50											
5MHP4-09-241*P	208-230/60/1	197 - 253	43	46	---	---	45	50	---	---	14.1	73	18	1075	0.9	1/8	9 x 6	1.6	1/4	72	215
7MHP4-09-241*P			54	59	---	---	60	60	---	---											
10MHP4-09-241*P			21	21	44	50	30	30	45	50											
5MHP4-09-301*P	208-230/60/1	197 - 253	46	49	---	---	50	60	---	---	16	77	18	1075	1.6	1/4	9 x 7	1.9	1/3	90	225
7MHP4-09-301*P			24	24	33	36	35	35	35	40											
10MHP4-09-301*P			24	24	44	50	35	35	45	50											
5MHP4-09-361*P	208-230/60/1	197 - 253	49	52	-	-	50	60	-	-	17.9	112	18	1075	1.6	1/4	10 x 7	2.7	1/2	98	260
7MHP4-09-361*P			27	27	33	36	35	35	35	40											
10MHP4-09-361*P			27	27	44	50	35	40	45	50											
3MHP4-10-181*P	208-230/60/1	197 - 253	30	33	---	---	35	35	---	---	9.0	43	18	1075	0.9	1/8	9 x 6	1.6	1/4	80	230
5MHP4-10-181*P			36	39	---	---	40	40	---	---											
7MHP4-10-181*P			47	51	---	---	50	60	---	---											
10MHP4-10-181*P			14	14	44	49	20	20	45	50											
5MHP4-10-241*P	208-230/60/1	197 - 253	41	45	---	---	45	50	---	---	13.5	73	18	1075	0.9	1/8	9 x 6	1.6	1/4	96	235
7MHP4-10-241*P			52	57	---	---	60	60	---	---											
10MHP4-10-241*P			20	20	44	49	30	30	45	50											
5MHP4-10-301*P	208-230/60/1	197 - 253	43	47	---	---	50	60	---	---	14.1	77	18	1075	1.6	1/4	9 x 7	1.9	1/3	102	255
7MHP4-10-301*P			22	22	33	36	35	35	35	40											
10MHP4-10-301*P			22	22	44	49	35	35	45	50											

BLOWER PERFORMANCE

Model	Blower Speed	CFM @ ext. static pressure - in. w.c. with filter				
		0.1	0.2	0.3	0.4	0.5
MHP4-09-121*P MHP4-09-181*P MHP4-09-241*P	Low	450	440	425	400	370
	Medium Low	700	690	680	650	600
	Medium High	810	800	790	770	730
	High	940	920	875	850	810
MHP4-09-301*P	Low	620	600	580	560	530
	Medium Low	840	820	785	750	700
	Medium High	975	940	870	825	760
	High	1075	1000	930	880	800
MHP4-09-361*P	Low	750	720	680	650	620
	Medium Low	1000	980	950	920	880
	Medium High	1100	1080	1050	1020	980
	High	1270	1230	1200	1170	1130
MHP4-10-181*P MHP4-10-241*P	Low	450	440	425	400	370
	Medium Low	700	690	680	650	600
	Medium High	810	800	790	770	730
	High	940	920	875	850	810
MHP4-10-301*P	Low	630	620	610	580	550
	Medium Low	900	890	850	800	750
	Medium High	1070	1030	1000	920	840
	High	1220	1150	1100	1030	920

ELECTRIC HEAT DATA

Model	Input Voltage								
	240			230			208		
	kW/Hr	Btuh	Amps	kW/Hr	Btuh	Amps	kW/Hr	Btuh	Amps
3kW	3.60	12,284	15.00	3.31	11,281	14.38	2.70	9,226	13.00
5kW	4.80	16,378	20.00	4.41	15,042	19.17	3.61	12,302	17.33
7kW	7.20	24,567	30.00	6.61	22,563	28.75	5.41	18,453	26.00
10kW	9.60	32,757	40.00	8.82	30,084	38.33	7.21	24,604	34.67

PERFORMANCE

Model	Cooling			Heating				CFM	Electric Heat @ 240V	
	Btuh	EER	S/T	47°F		17°F			kW/Hr	Btuh
				Btuh	COP	Btuh	COP			
3MHP4-09-121*P	12,000	9.0	.73	11,000	3.0	6,100	1.6	475	3.6	12,200
5MHP4-09-121*P									4.8	16,300
7MHP4-09-121*P									7.2	24,500
3MHP4-09-181*P	16,500	9.0	.75	16,000	3.0	8,800	1.8	600	3.6	12,200
5MHP4-09-181*P									4.8	16,300
7MHP4-09-181*P									7.2	24,500
10MHP4-09-181*P									9.6	32,700
5MHP4-09-241*P	22,000	9.0	.75	21,200	3.0	14,200	2.0	800	4.8	16,300
7MHP4-09-241*P									7.2	24,500
10MHP4-09-241*P									9.6	32,700
5MHP4-09-301*P	29,000	9.0	.73	34,600	3.0	20,000	2.0	1000	4.8	16,300
7MHP4-09-301*P									7.2	24,500
10MHP4-09-301*P									9.6	32,700
5MHP4-09-361*P	34,800	9.0	.74	34,600	3.0	22,000	2.0	1150	4.8	16,300
7MHP4-09-361*P									7.2	24,500
10MHP4-09-361*P									9.6	32,700
3MHP4-10-181*P	16,500	10.0	.78	16,500	3.2	10,200	2.1	650	3.6	12,200
5MHP4-10-181*P									4.8	16,300
7MHP4-10-181*P									7.2	24,500
10MHP4-10-181*P									9.6	32,700
5MHP4-10-241*P	22,800	10.0	.76	22,800	3.2	14,600	2.2	800	4.8	16,300
7MHP4-10-241*P									7.2	24,500
10MHP4-10-241*P									9.6	32,700
5MHP4-10-301*P	27,600	10.0	.76	27,600	3.2	18,200	2.2	1000	4.8	16,300
7MHP4-10-301*P									7.2	24,500
10MHP4-10-301*P									9.6	32,700

HEATING PERFORMANCE EXTENDED RATINGS

Model	Outdoor Temperature - DB / WB °F									
	0/0		17/15		35/33		47/43		62/56	
	Btuh	kW	Btuh	kW	Btuh	kW	Btuh	kW	Btuh	kW
MHP4-09-121*P	3,100	1.10	5,951	1.15	9,000	1.20	11,650	1.24	14,500	1.29
MHP4-09-181*P	6,500	1.56	8,800	1.67	11,400	1.69	16,000	1.82	19,500	1.94
MHP4-09-241*P	11,300	2.35	14,200	2.42	17,600	2.32	21,600	2.46	25,200	2.57
MHP4-09-301*P	16,900	3.26	20,000	3.41	22,400	3.19	30,000	3.41	35,400	3.59
MHP4-09-361*P	17,800	3.68	22,000	3.75	25,300	3.74	35,000	3.98	42,000	4.14
MHP4-10-181*P	7,800	1.61	10,200	1.66	13,100	1.72	17,000	1.81	20,300	1.88
MHP4-10-241*P	12,600	2.15	14,600	2.26	16,600	2.31	23,000	2.45	27,200	2.58
MHP4-10-301*P	13,900	2.73	18,200	2.82	22,300	2.86	28,000	2.99	33,100	3.10

COOLING PERFORMANCE EXTENDED RATINGS

Model	Indoor Temp DB/WB °F	Outdoor Temperature - DB °F														
		65°			85°			95°			105°			115°		
		Btuh	S/T	kW	Btuh	S/T	kW	Btuh	S/T	kW	Btuh	S/T	kW	Btuh	S/T	kW
MHP4-09-121*P	85/72	15,800	.61	1.43	14,900	.64	1.56	13,400	.67	1.66	12,000	.72	1.71	11,000	.77	1.73
	80/67	14,900	.68	1.43	14,000	.71	1.55	12,700	.73	1.65	11,000	.81	1.66	9,000	.89	1.70
	75/63	13,800	.71	1.42	13,000	.76	1.52	11,100	.80	1.60	10,000	.88	1.55	8,000	.92	1.68
	75/57	12,800	.74	1.41	12,000	.80	1.49	10,400	.84	1.58	9,000	.94	2.02	7,000	.95	1.65
MHP4-09-181*P	85/72	24,300	.59	1.65	21,200	.63	1.81	19,000	.66	1.94	16,900	.69	2.02	15,000	.71	1.99
	80/67	22,300	.66	1.42	19,000	.69	1.77	16,800	.73	1.87	15,600	.76	1.97	13,100	.80	1.94
	75/63	20,100	.70	1.60	17,100	.75	1.74	14,900	.78	1.84	13,100	.81	1.92	11,400	.83	1.90
	75/57	19,800	1.00	1.59	16,690	1.00	1.73	14,700	1.00	1.83	12,900	1.00	1.92	11,100	1.00	1.90
MHP4-09-241*P	85/72	27,200	.69	2.04	25,200	.70	2.39	23,800	.71	2.66	22,100	.74	2.93	20,500	.76	2.92
	80/67	25,600	.74	2.01	25,100	.71	2.29	23,000	.74	2.56	21,500	.76	2.81	17,200	.91	2.85
	75/63	23,800	.76	1.98	21,300	.81	2.29	19,400	.84	2.53	17,500	.89	2.79	15,700	.94	2.77
	75/57	22,300	1.00	1.97	20,900	1.00	2.27	19,000	1.00	2.51	17,100	1.00	2.79	15,300	1.00	2.79
MHP4-09-301*P	85/72	36,900	.59	2.50	33,800	.75	2.93	31,300	.88	3.25	28,800	.90	3.58	26,400	.92	3.56
	80/67	34,800	.66	2.48	31,900	.70	2.87	29,000	.71	3.22	26,800	.91	3.54	23,900	.79	3.52
	75/63	32,800	.70	2.46	29,100	.75	2.88	26,300	.79	3.19	24,000	.83	3.51	21,800	.87	3.48
	75/57	30,300	1.00	2.43	27,800	1.00	2.84	25,800	1.00	3.16	23,500	1.00	3.47	21,300	1.00	3.47
MHP4-09-361*P	85/72	43,300	.60	2.94	39,600	.63	3.44	36,700	.66	3.82	33,800	.69	4.20	31,000	.71	4.18
	80/67	40,800	.67	2.92	37,400	.72	3.37	34,000	.76	3.78	31,400	.79	4.15	28,000	.83	4.13
	75/63	38,400	.72	2.90	34,100	.77	3.38	30,800	.80	3.75	28,100	.84	4.11	25,600	.88	4.08
	75/57	35,500	1.00	2.86	32,600	1.00	3.34	30,300	1.00	3.70	27,500	1.00	4.07	24,900	1.00	4.05
MHP4-10-181*P	85/72	21,700	.63	1.30	19,800	.68	1.54	18,300	.72	1.72	17,300	.75	1.91	16,300	.77	1.92
	80/67	20,100	.72	1.29	18,900	.75	1.50	17,000	.80	1.70	16,100	.83	1.86	14,300	.88	1.87
	75/63	19,000	.75	1.28	17,200	.80	1.50	15,700	.84	1.67	14,400	.88	1.85	13,000	.91	1.84
	75/57	17,500	1.00	1.26	16,200	1.00	1.49	15,100	1.00	1.67	13,900	1.00	1.84	12,700	1.00	1.83
MHP4-10-241*P	85/72	30,700	.61	1.69	27,300	.65	1.99	24,700	.68	2.22	23,000	.70	2.45	21,400	.71	2.46
	80/67	28,000	.67	1.68	24,800	.71	1.96	23,000	.73	2.21	21,900	.75	2.40	19,100	.80	2.46
	75/63	25,200	.72	1.67	22,500	.76	1.96	20,600	.79	2.18	18,900	.82	2.42	17,200	.84	2.46
	75/57	24,400	1.00	1.65	22,100	1.00	1.94	20,400	1.00	2.17	18,600	1.00	2.39	16,900	1.00	2.41
MHP4-10-30*P	85/72	37,100	.61	2.14	32,900	.64	2.49	31,200	.66	2.76	28,700	.67	3.04	26,200	.67	3.04
	80/67	32,900	.69	2.12	30,500	.71	2.44	28,000	.75	2.75	26,800	.77	3.00	24,000	.78	3.04
	75/63	31,000	.72	2.10	28,300	.75	2.45	26,200	.78	2.72	24,300	.81	2.99	22,500	.83	3.00
	75/57	28,600	1.00	2.08	26,500	1.00	2.43	24,900	1.00	2.70	23,100	1.00	2.97	21,400	1.00	2.98

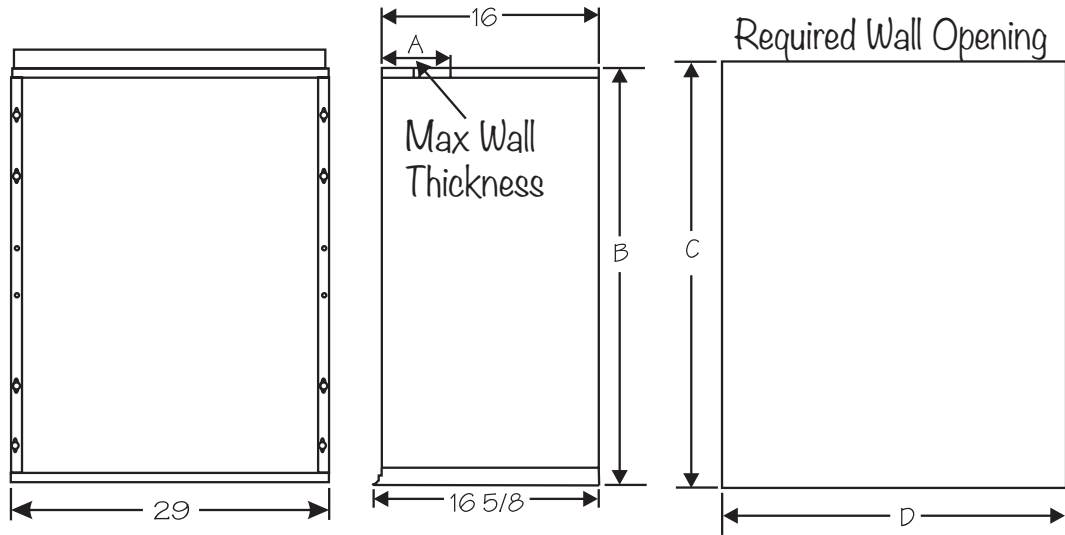
ACCESSORIES

Description	Kit Number	Where Used
Polypropylene Louver Kit (White)	ALVRPWHT-1	MHP4-09 (12,18,24,30) / MHP4-10 (18,24)
Polypropylene Louver Kit (White)	ALVRPWHT-2	MHP4-09-36 / MHP4-10-30
Polypropylene Louver Kit (Sandstone)	ALVRPSAN-1	MHP4-09 (12,18,24,30) / MHP4-10 (18,24)
Polypropylene Louver Kit (Sandstone)	ALVRPSAN-2	MHP4-09-36 / MHP4-10-30
Polypropylene Louver Kit (Beige)	ALVRPBGE-1	MHP4-09 (12,18,24,30) / MHP4-10 (18,24)
Polypropylene Louver Kit (Beige)	ALVRPBGE-2	MHP4-09-36 / MHP4-10-30
Polypropylene Louver Kit (Taupestone)	ALVRPTST-1	MHP4-09 (12,18,24,30) / MHP4-10 (18,24)
Polypropylene Louver Kit (Taupestone)	ALVRPTST-2	MHP4-09-36 / MHP4-10-30
Extruded Aluminum Louver Kit	ALVRAL-1	MHP4-09 (12,18,24,30) / MHP4-10 (18,24)
Extruded Aluminum Louver Kit (Custom Color**)	ALVRAL-1P	MHP4-09 (12,18,24,30) / MHP4-10 (18,24)
Extruded Aluminum Louver Kit	ALVRAL-2	MHP4-09-36 / MHP4-10-30
Extruded Aluminum Louver Kit (Custom Color**)	ALVRAL-2P	MHP4-09-36 / MHP4-10-30
Extruded Aluminum Louver Kit (45" height louver)	ALVRAL-3	MHP4-09 (12,18,24,30) / MHP4-10 (18,24)
Extruded Aluminum Louver Kit (45" height louver)	ALVRAL-4	MHP4-09-36 / MHP4-10-30
Extruded Aluminum Louver Kit (Impact Rated)	ALVRALC-1	MHP4-09 (12, 18, 24, 30) / MHP4-10 (18, 24)
Extruded Aluminum Louver Kit (Impact Rated / Custom Color**)	ALVRALC-1P	MHP4-09 (12, 18, 24, 30) / MHP4-10 (18, 24)
Extruded Aluminum Louver Kit (Impact Rated)	ALVRALC-2	MHP4-09-36 / MHP4-10-30
Extruded Aluminum Louver Kit (Impact Rated / Custom Color**)	ALVRALC-2P	MHP4-09-36 / MHP4-10-30
Wall Sleeve Kit (45" Louver)	ASLEEVE-3*	MHP4-09 (12,18)
2" Wall Sleeve Kit	ASLEEVE2-1	MHP4-09 (12,18,24,30) / MHP4-10 (18,24)
2" Wall Sleeve Kit	ASLEEVE2-2	MHP4-09-36 / MHP4-10-30
6" Wall Sleeve Kit	ASLEEVE6-1	MHP4-09 (12,18,24,30) / MHP4-10 (18,24)
6" Wall Sleeve Kit	ASLEEVE6-2	MHP4-09-36 / MHP4-10-30
8" Wall Sleeve Kit	ASLEEVE8-1	MHP4-09 (12,18,24,30) / MHP4-10 (18,24)
8" Wall Sleeve Kit	ASLEEVE8-2	MHP4-09-36 / MHP4-10-30
10" Wall Sleeve Kit	ASLEEVE10-1	MHP4-09 (12, 18, 24, 30)/ MHP4-10 (18, 24)
10" Wall Sleeve Kit	ASLEEVE10-2	MHP4-09-36 / MHP4-10-30
12" Wall Sleeve Kit	ASLEEVE12-1	MHP4-09 (12,18,24,30) / MHP4-10 (18,24)
12" Wall Sleeve Kit	ASLEEVE12-2	MHP4-09-36 / MHP4-10-30
6" Wall Sleeve for 45" Louver	ASLEEVE6-3	MHP4-09 (12,18,24,30) / MHP4-10 (18,24)
6" Wall Sleeve for 45" Louver	ASLEEVE8-3	MHP4-09 (12,18,24,30) / MHP4-10 (18,24)
10" Wall Sleeve for 45" Louver	ASLEEVE10-3	MHP4-09(12, 18, 24, 30) / MHP4-10 (18, 24)
12" Wall Sleeve for 45" Louver	ASLEEVE12-3	MHP4-09 (12,18,24,30) / MHP4-10 (18,24)
6" Wall Sleeve for 45" Louver	ASLEEVE6-4	MHP4-09-36 / MHP4-10-30
8" Wall Sleeve for 45" Louver	ASLEEVE8-4	MHP4-09-36 / MHP4-10-30
10" Wall Sleeve for 45" Louver	ASLEEVE10-4	MHP4-09-36 / MHP4-10-30
12" Wall Sleeve for 45" Louver	ASLEEVE12-4	MHP4-09-36 / MHP4-10-30
Threaded PVC Nipple	AADAPTPVC-1	All MHP's
Wall Sleeve Extension Kit	ASLEEVEXT4-1,4-2	ASLEEVE Wall Kits (only with 1 & 2, cannot use with 3 & 4)

*Thru the wall applications only.

** Customer specified color

ACCESSORIES DIMENSIONS (IN.)



ACCESSORIES

Kit Number	A	B	C	D
ASLEEVE2-1	2	29	29-1/8	29-1/8
ASLEEVE2-2	2	32-3/4	32-7/8	29-1/8
ASLEEVE6-1	6	29	29-1/8	29-1/8
ASLEEVE6-2	6	32-3/4	32-7/8	29-1/8
ASLEEVE6-3	6	45	45-1/8	29-1/8
ASLEEVE6-4				
ASLEEVE8-1	8	29	29-1/8	29-1/8
ASLEEVE8-2	8	32-3/4	32-7/8	29-1/8
ASLEEVE8-3	8	45	45-1/8	29-1/8
ASLEEVE8-4				
ASLEEVE10-1	10	29	29-1/8	29-1/8
ASLEEVE10-2	10	32-3/4	32-7/8	29-1/8
ASLEEVE10-3	10	45	45-1/8	29-1/8
ASLEEVE10-4				
ASLEEVE12-1	12	29	29-1/8	29-1/8
ASLEEVE12-2	12	32-3/4	32-7/8	29-1/8
ASLEEVE12-3	12	45	45-1/8	29-1/8
ASLEEVE12-4				
ASLEEVE-3	*	45	45-1/8	29-1/8

*45" wall opening installations only. 6" wall depth or less. Cannot use with MGE's

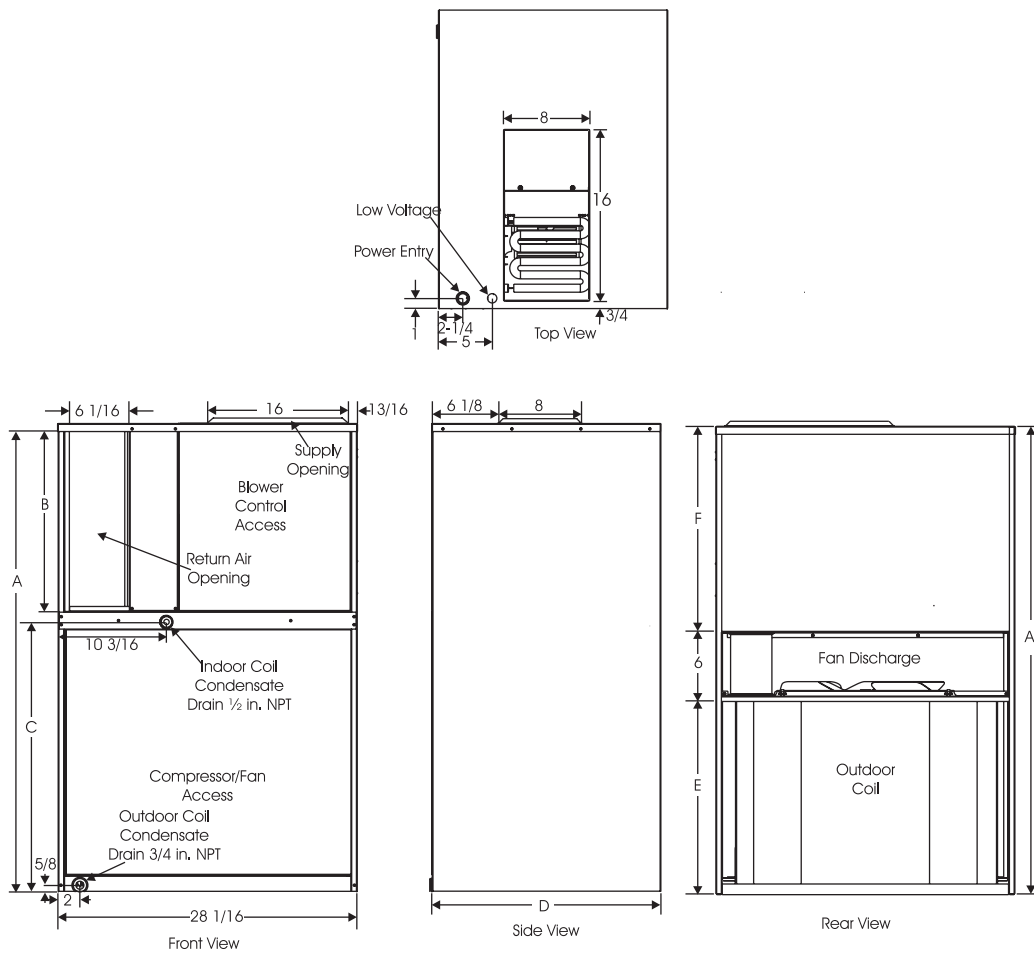
DIMENSIONS (IN.)

Model	A	B	C	D	E	F
MHP4-09-121*P	43-7/8	16-7/8	25-5/16	21-1/2	18-5/8	19-1/4
MHP4-09-181*P						
MHP4-09-241*P	47-13/16	18-15/16	27-1/8	24-3/8	20-5/8	21-3/16
MHP4-09-301*P						
MHP4-09-361*P	55-13/16	22-13/16	31-1/8	24-3/8	24-3/4	25-1/16
MHP4-10-181*P	47-13/16	18-15/16	27-1/8	24-3/8	20-5/8	21-3/16
MHP4-10-241*P						
MHP4-10-301*P	55-13/16	22-13/16	31-1/8	24-3/8	24-3/4	25-1/16

OUTDOOR SOUND RATINGS

Model	Sound Rating dBA
MHP4-09-121*P	72
MHP4-09-181*P	
MHP4-09-241*P	76
MHP4-09-301*P	76
MHP4-09-361*P	
MHP4-10-181*P	74
MHP4-10-241*P	76
MHP4-10-301*P	76

Per ANSI/AHRI Standard 270



215 Metropolitan Drive | West Columbia, SC 29170
 800-448-5872
 Product Support 866-282-7257

All specifications and illustrations subject to change without notice and without incurring obligations.