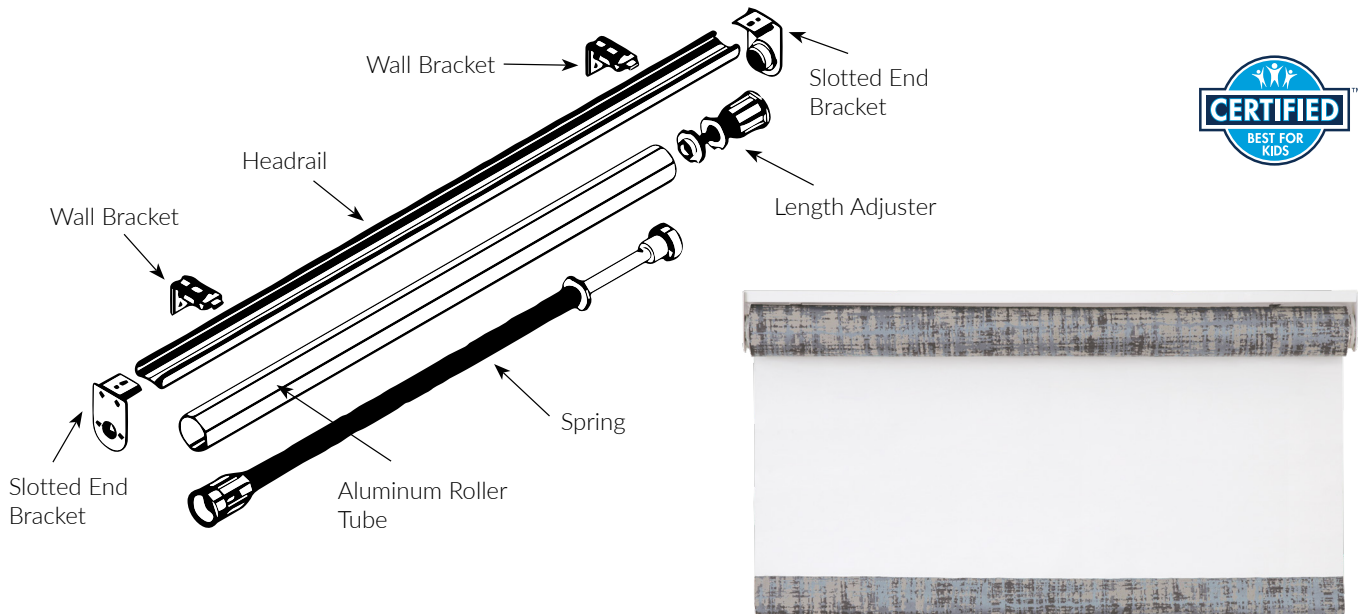


MANUAL EZ RISE CORDLESS ROLLER SPRING SHADE SYSTEMS



1 – CHOOSE YOUR SHADE QUANTITY

Let our in-house experts know how many shades to assemble.

2 – CHOOSE YOUR SHADE WEIGHT & SPRING SIZE

Your shade weight determines spring size. Refer to the chart on page 179 of the 2025 Rowley Catalog.

3 – CHOOSE YOUR BRACKET TYPE & COLOR

Select Slotted (outside mount) or Wheeled (inside or outside mount), in White or Black.

4 – CHOOSE YOUR HEADRAIL COLOR

Select White or Black.

5 – CHOOSE YOUR HEADRAIL MOUNT

Select Wall or Ceiling. Brackets are Zinc Plated.

6 – CHOOSE YOUR SHADE DIMENSIONS

Check maximum size for shade weight from step 2. Maximum Width is 96". Maximum Length is 96". Minimum Width is 36".

7 – CHOOSE YOUR SHADE MOUNT

Select Front / Standard or Reverse.



MANUAL EZ RISE CORDLESS ROLLER SPRING SHADE SYSTEM

Systems are built with 1 1/2" diameter roller tube

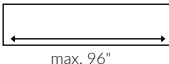
REV February 1, 2025

ACCOUNT # _____

Company _____	Contact _____	Date _____
Street Address _____		Person to contact with technical questions _____
City _____	State _____	Zip _____ PO _____ Phone _____
Email _____ (required for shipping confirmation)		
Ship to (if different from above) _____		Attn _____
Street Address _____		City _____ State _____ Zip _____


PLEASE COMPLETE ITEMS 1 THROUGH 8.

*For assistance, call Customer Service at 800.343.4542 or 704.866.0650.
Email completed form to sales@rowleycompany.com.*

1 Total number of shades to be made to these specifications	→	<input style="width: 80%;" type="text"/>	(Use another order form for shades with different specifications)
2 SHADE WEIGHT: Include the weight of the fabric & bottom weights.		<input style="width: 80%;" type="text"/>	
3 SPRING SIZE	<input type="checkbox"/> RS18 <input type="checkbox"/> RS20 <input type="checkbox"/> RS22 <input type="checkbox"/> RS24 <input type="checkbox"/> RS26 <input type="checkbox"/> RS28 <small>* Please reference the spring selection chart on page 179 of the 2025 Rowley Catalog.</small>		
4 TYPE & COLOR OF END BRACKETS	<input type="checkbox"/> SLOTTED (use for outside mount) <input type="checkbox"/> WHEELED (use for inside or outside mount)		<input type="checkbox"/> WHITE <input type="checkbox"/> BLACK
5 HEADRAIL COLOR	<input type="checkbox"/> WHITE <input type="checkbox"/> BLACK	MOUNT: <small>(Zinc plated)</small>	<input type="checkbox"/> WALL <input type="checkbox"/> CEILING
6 EXACT SHADE DIMENSIONS in inches. We do not make any additional deductions. We do not accept EZ Rise Roller Spring Shade orders wider than 96" or taller than 96". Minimum width is 36".	WIDTH 		
7 SHADE MOUNTING: Shades are typically mounted over the front of the operating system. Indicate if you plan to mount to the back of the operating system by checking the box. No additional charge.	<input type="checkbox"/> FRONT MOUNT STANDARD <input type="checkbox"/> REVERSE MOUNT		
8 READ THE TERMS OF SALE on the Custom Solutions Payment Form on page 3 , sign and submit along with your signed forms.			

SHIPPING » [Flat Rate Shipping Program](#) Lengths over 8' will ship truck and incur an oversized  fee.



 Rowley® Company
230 Meek Road / Gastonia / NC / 28056
Phone » toll-free 800-343-4542 or local 704-866-0650
© 2025 Rowley® Company, LLC

Signature of purchaser / cardholder

Date

PAYMENT FORM

ACCOUNT # _____

To place a Custom Solutions Shade System or Drapery Hardware System order, you must complete and sign the Payment Form along with the applicable system build form. You may submit your completed forms via email to Sales@RowleyCompany.com.

For Order Forms, visit RowleyCompany.com/CustomSolutions

<input type="radio"/> OVERNIGHT SHIPPING (additional freight will apply)	SHIPPING » Flat Rate Shipping Program Lengths over 8' will ship truck and incur an oversized fee. Splicing options for overlength sizes and alternative freight quotes available.								
SELECT ONE <input type="radio"/> <input type="radio"/> <input type="radio"/> <input type="radio"/>	EXPIRATION DATE <table border="1" style="width: 100%; height: 20px; border-collapse: collapse;"> <tr> <td style="width: 25%;"></td> <td style="width: 25%;"></td> <td style="width: 25%;"></td> <td style="width: 25%;"></td> </tr> </table>								
CREDIT CARD # - LAST 4 DIGITS <table border="1" style="width: 100%; height: 20px; border-collapse: collapse;"> <tr> <td style="width: 25%;"></td> <td style="width: 25%;"></td> <td style="width: 25%;"></td> <td style="width: 25%;"></td> </tr> </table>					SECURITY CODE <table border="1" style="width: 100%; height: 20px; border-collapse: collapse;"> <tr> <td style="width: 25%;"></td> <td style="width: 25%;"></td> <td style="width: 25%;"></td> <td style="width: 25%;"></td> </tr> </table>				
I authorize Rowley® Company to charge the credit card above for all of my orders submitted to Rowley® Company. I have read, understood and agree to the Terms of Sale on this payment form.									
<div style="border: 1px solid black; padding: 5px;"> Credit Card Billing Address (if different than ship to address) Complete Name of Card Holder _____ Street Address _____ City _____ State _____ Zip _____ Phone _____ Email _____ </div>	<div style="border: 1px solid black; padding: 5px;"> <input type="checkbox"/> Ship and apply to my pre-approved Net 30 account. Account # _____ </div> <p>The price of the custom build includes all parts, labor and packaging, but does not include sales tax where applicable or shipping charges, for which the receiver is responsible. All orders will ship within five business days from confirmation of order with satisfactory payment arrangements. Automated® Traverse orders will ship within 10 - 15 business days. For commercial orders, request a quote with timeline. Terms: Net 30 days to pre-approved accounts only or credit card. Prices, design and availability are subject to change or withdrawal without notice.</p>								
_____ Signature of purchaser / cardholder									
_____ Date									

TERMS OF SALE WARRANTIES BY ROWLEY® COMPANY

Rowley® Company agrees to repair or replace, free of charge, any Custom Solutions Shade or Track System that due to faulty parts or workmanship in the assembled Shade or Track System is returned freight pre-paid to Rowley® Company within ninety (90) days of delivery. The parts in the system are covered by a ten year warranty. These warranties do not cover systems that have been subjected to abuse. The Slim Drapery Motor is covered by a 5 year warranty.

Orders for Custom Solutions Shade or Track Systems are not cancelable and cannot be altered. Custom Solutions Shade or Track Systems are not returnable for any reason except warranty repair, as described above. The buyer verifies that all sizes and other specifications are correct. A Custom Solutions Shade or Track System will be custom-built to the size and other specifications written on the system order form. Rowley® Company will repair or replace without charge any Custom Solutions Shade or Track System that is not made correctly to those specifications. **THE CUSTOMER WILL BE CHARGED FOR ANY REPAIRS OR REPLACEMENT NECESSITATED BY AN ERROR IN THE MEASUREMENT OR OTHER SPECIFICATIONS.**

OWNERSHIP: All selected shipping preferences are F.O.B. shipping point from any Rowley® location; the buyer owns the shipment as soon as it leaves the Rowley® Company loading dock. In the event of damaged shipment, the buyer must accept the shipment and place a claim with the carrier. Prices quoted include all parts, labor and packaging for all Custom Solutions Shade or Track Systems. The buyer is responsible for shipping costs.