



R·TRAC Architectural Track Systems

Introducing **R·TEC** AUTOMATION™
shade systems | pages 26 - 32




Table of Contents

Aria® H-Rail traversing systems	3 - 4
1 1/8" H-Rail Traversing Kits	3
1 3/8" H-Rail Traversing Kits	4
track systems & components	5 - 19
4003N & 4004 baton draw	5 - 11
4001 cord draw	12 - 16
additional components	17
batons	17 - 19
drapery items	19 - 22
stiffener	19
buckram	20
drapery weights	21
drapery pins	22
installation items	22 - 23
tools, screws & fasteners	22 - 23
grommets	24 - 25
metal grommets	24 - 25
shade systems & components	26 - 33
R-TEC Automated Shade Systems	26 - 32
EZ Rig Shade System	33
tapes	34
hook & loop tapes	34
decorative drapery hardware	34 - 35



Sample available upon request



Custom solutions



Goggles recommended



New product



Tutorial available online

AriA® 1 1/8" H-Rail Traversing Kits


To order a kit, follow this convention:
Item#/length of rod/finish

For example, a single rod ceiling mount kit with a 6' rod length in Brushed Nickel would be: **FMH28403/6/BN**

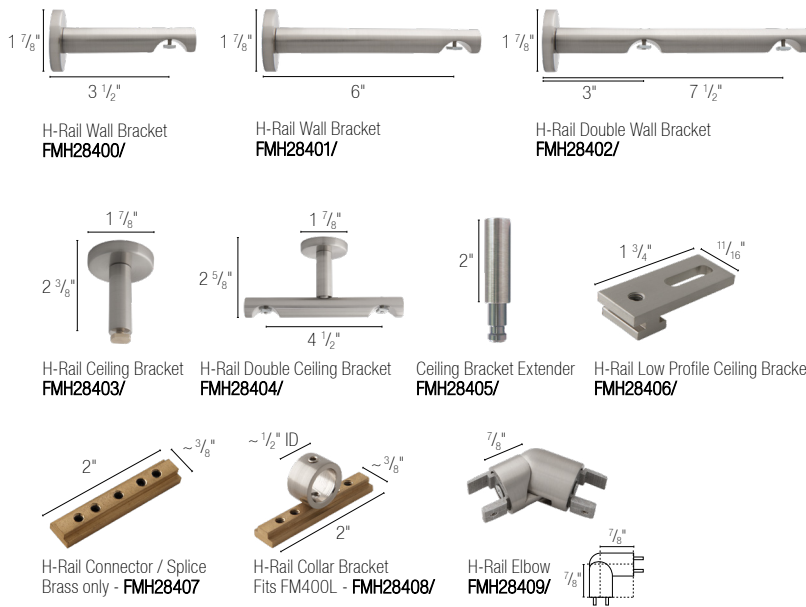
- 1 1/8" diameter tracks are available in 6', 8' & 12' lengths. 12' lengths are available in all finishes except CH, SG, BZ or ORB.
- All H-Rail kits include End Caps but are designed to work with any 1 1/8" Atelier, Artisan & Abode Finials.
- Compatible with R-TRAC Baton Draw Track System Components. Use ball bearing carriers for pinch pleated panels, and Ripplefold carriers for ripple panels. For more details on Pinch Pleat and Ripplefold carriers, please see the AriA price list.

Materials: Aluminum/Zinc

Available finishes:



H-Rail Accessories in finishes above:



Accessories in finishes above:

- Holdbacks
- Metal Batons - 36", 48" or 60"



Installation: Typically 1 1/8" diameter tracks require two brackets at each end 16" or 24" apart depending on the stud positions, and every 48" apart over remainder of track.



Availability: All items are stocked and available for same day shipping if ordered before 3:00pm ET.

Return Policy: 25% restocking fee. No returns on cut track or after 30 days of receipt.

single rod kit // wall mount



H-Rail Track (1) with 3 1/2" or 6" Wall Brackets (4) for 6' & 8' kits, (5) for 12' kits and End Caps (2)
3 1/2" projection **FMH28400/**
6" projection **FMH28401/**


single rod kit // ceiling mount



H-Rail Track (1) with 2 3/8" Drop Ceiling Brackets (4) for 6' & 8' kits, (5) for 12' kits and End Caps (2)

FMH28403/

mixed double rod kit // wall mount



H-Rail Track (1) and Fixed Pole (1) with FM400L and Collar Brackets (4) for 6' & 8' kits, (5) for 12' kits and End Caps (4)

FMH28408/


single rod kit // ceiling clip



H-Rail Track (1) with Low Profile Ceiling Brackets (4) for 6' & 8' kits, (5) for 12' kits and End Caps (2)

FMH28406/


double rod kit // wall mount



H-Rail Tracks (2) with Double Wall Brackets (4) for 6' & 8' kits, (5) for 12' kits and End Caps (4)

FMH28402/

double rod kit // ceiling mount



H-Rail Tracks (2) with Double Ceiling Brackets (4) for 6' & 8' kits, (5) for 12' kits and End Caps (4)

FMH28404/

AriA® 1 3/8" H-Rail Traversing Kits

- 1 3/8" diameter tracks are available in 6', 8' & 12' lengths. 12' lengths are available in all finishes except BZ, ORB or IC.
- All H-Rail kits include End Caps but are designed to work with any 1 3/8" Antiquities Finials.
- Compatible with R-TRAC Baton Draw Track System Components. Use ball bearing carriers for pinch pleated panels, and Ripplefold carriers for ripple panels. For more details on Pinch Pleat and Ripplefold carriers, please see the AriA price list.



To order a kit, follow this convention:
Item#/length of rod/finish

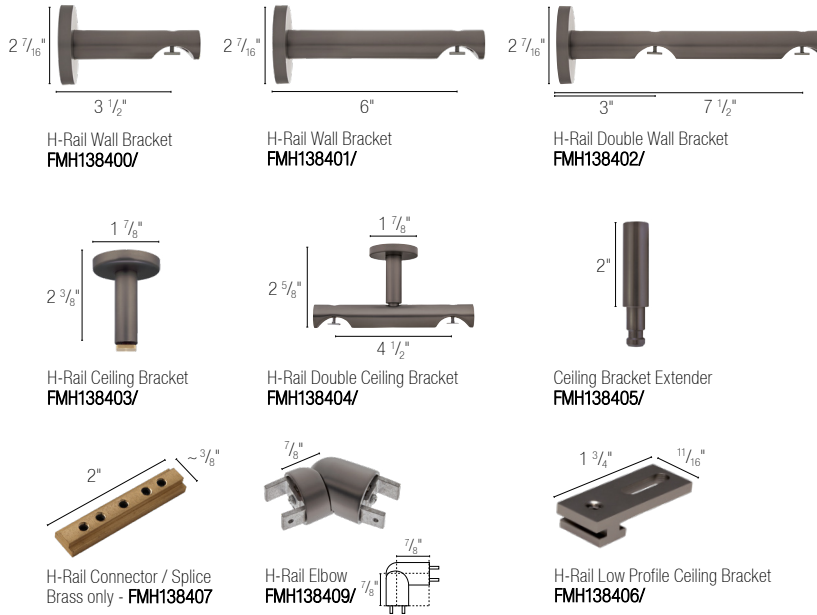
For example, a single rod ceiling mount kit with a 6' rod length in Iron Copper would be: **FMH138403/6/IC**

Materials: Aluminum/Zinc

Available finishes:



H-Rail Accessories in finishes above:



Accessories in finishes above:

- Holdbacks
- Metal Batons - 36", 48" or 60"



Installation: Typically 1 3/8" diameter tracks require two brackets at each end 16" or 24" apart depending on the stud positions, and every 48" apart over remainder of track.



Availability: All items are stocked and available for same day shipping if ordered before 3:00pm ET.

Return Policy: 25% restocking fee. No returns on cut track or after 30 days of receipt.


single rod kit // wall mount



H-Rail Track (1) with 3 1/2" or 6" Wall Brackets (4) for 6' & 8' kits, (5) for 12' kits and End Caps (2)

3 1/2" projection
FMH138400/
6" projection
FMH28401/

single rod kit // ceiling mount



H-Rail Track (1) with 2 3/8" Drop Ceiling Brackets (4) for 6' & 8' kits, (5) for 12' kits and End Caps (2)

FMH138403/

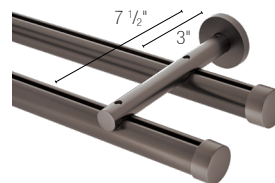
single rod kit // ceiling clip



H-Rail Track (1) with Low Profile Ceiling Brackets (4) for 6' & 8' kits, (5) for 12' kits and End Caps (2)

FMH138406/


double rod kit // wall mount



H-Rail Tracks (2) with Double Wall Brackets (4) for 6' & 8' kits, (5) for 12' kits and End Caps (4)

FMH138402/

double rod kit // ceiling mount

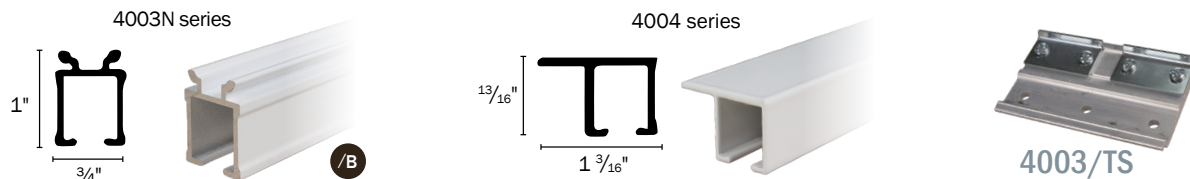




H-Rail Tracks (2) with Double Ceiling Brackets (4) for 6' & 8' kits, (5) for 12' kits and End Caps (4)


FMH138404/

4003N & 4004 Universal Tracks

- Easily cut with hack saw.
- White track, designed for baton draw system. Select lengths available in brown. Look for the Brown (/B) icon.
- 4003N can be ceiling or wall mounted. Requires mounting clips or brackets. Use 4003/TS splice to create longer track.
- 4004 can be mounted directly to ceiling without using clips or brackets.
- Tracks can be custom assembled. See Custom Solution Track Systems on page 11.
- Tracks over 8' ship via truck. Call 800.343.4542 for an estimate.




Item #	Kirsch	Description	Pieces/Case
4003N/8	94003	8' track, ceiling or wall mount	24
4003N/10	94003	10' track, ceiling or wall mount	24
4003N/12 	94003	12' track, ceiling or wall mount	24
4003N/14	94003	14' track, ceiling or wall mount	24
4003N/16 	94003	16' track, ceiling or wall mount	24
4003N/20	94003	20' track, ceiling or wall mount	24
4003/TS	94110	Track Splice for 4003N	1
4004/8	94004	8' track, ceiling mount	24
4004/10	94004	10' track, ceiling mount	24
4004/12	94004	12' track, ceiling mount	24
4004/14	94004	14' track, ceiling mount	24
4004/16	94004	16' track, ceiling mount	24

Components available in brown. Look for the brown icon 



Universal Brackets / Clips - only needed with 4003N Track

* Components are white. Look for the brown icon  for components available in brown and add /B to order.




Item #	Kirsch	Description	Pieces/Case
BT5333-BULK	3558 & 94140	Ceiling clip	400
BT5343-BULK	—	Double ceiling bracket. Drill one hole for double rod install. Front clip projection 5 - 6 1/2", rear 1 3/4 - 2 3/4".	300
BT5433-BULK	94132	2 1/2 - 3 1/2" projection bracket.	400
BT5443-BULK	—	Double wall bracket. Front projection 4 - 5 1/2", rear 2 - 3".	300
BT5444-BULK	—	Heavy duty double wall bracket. Front projection 5 - 6 1/4", rear 2 1/4" - 3 1/2".	200
BT5453/0-BULK	94128	Extra long bracket only. 5 7/8" projection. Ceiling clips not included.	200
BT5453-BULK	—	6" extra-long double wall bracket, provides extra clearance between draperies when traversing. Includes ceiling clips.	200
CP500-BULK	—	Allows for return on track hardware. 10 per pack.	500

Baton Draw Track System Components



Pinch Pleat

* Components are white. Look for the brown icon  for components available in brown and add /B to order.

Master Carriers


- Master carriers with 8 wheels add stability and reduce sag at overlap.
- Shoulder screw and baton adapter not included unless noted.
- Stiffener not required unless noted.



BT3003R




BT3003R/S




BT3004/N





BT3005R



BT3006R



BT3007R

Item #	Kirsch	Description	Pieces/Case
BT3003L-BULK BT3003R-BULK	94134 94133	For exposed baton. Includes shoulder screw / washer, baton adapter & 8 wheels. BT3004 stiffener required. Specify left or right carrier.	200
BT3003L/S-BULK BT3003R/S-BULK	—	Overlap arms are made of stainless steel. Will not rust. For exposed baton. Includes shoulder screw / washer, baton adapter & 8 wheels. BT3004 stiffener required. Specify left or right carrier.	200
BT3004-BULK	—	Overlap stiffener for architectural tracks with brass grommet. Requires grommet setter for stiffener GSST to set.	1,000
BT3004/N-BULK	—	Overlap stiffener for architectural tracks with nickel plated brass grommet. Requires grommet setter for stiffener GSST to set.	1,000
BT3005L  BT3005R 	94113 94114	For hidden baton. 8 wheels. Specify left or right.	200
BT3006L-BULK BT3006R-BULK	94174 94173	Over the Top. Use baton with metal clip. For ceiling mount & rear track on double traverse. 8 wheels. Specify left or right.	200
BT3007L-BULK BT3007R-BULK	—	Wide overlap front baton. Ideal for room darkening panels. Includes shoulder screw / adapter.	200

Kirsch™ is a trademark of Newell Rubbermaid Inc.


End Caps



BT4003R



BT4004



BT4013



BT4014




BT4015R



BT4333


Item #	Kirsch	Fits	Description	Pieces/Case
BT4003L-BULK BT4003R-BULK	94149 94148	Both	Return Extender, 2" slot max, serves as return bracket. Specify left or right.	600 600
BT4004	9683	Both	Metal end stop	2,000
BT4013-BULK	94141	4003N	End cap with friction carrier for drapery pin	1,200
BT4014-BULK	94142	Both	Universal end cap with friction carrier for drapery pin	1,200
BT4015L-BULK BT4015R-BULK	94137 94138	Both	Swing return plate with snap & hook mounting hole with carriers for drapery pin, specify left or right.	500 500
BT4333	91223	Both	Heavy duty lock slide	1,000

Baton Draw Track System Components

Components available in brown.
Look for the brown icon 

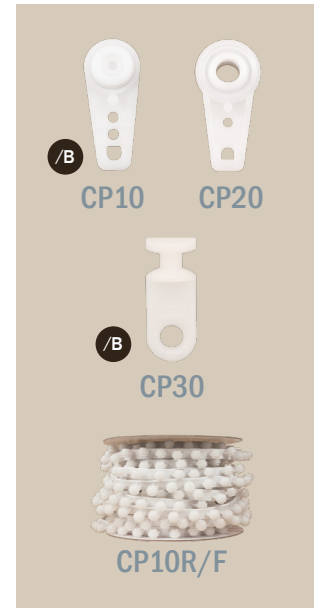


Pinch Pleat

* Components are white. Look for the brown icon  for components available in brown and add /B to order.


Carriers

Item #	Kirsch	Description	Pieces/Case
CP10-BULK	—	Micro ball-bearing carrier. Slimmer than CP20 for closer stacking with 3 adjustment holes for drapery pins. 5/8" width top.	4,000
CP20-BULK	9670	Original ball-bearing carrier. Has 2 adjustment holes. 3/4" width top.	4,000
CP30-BULK	94170	Friction carrier with beveled top for snapping in after installation.	2,000



Item #	Kirsch	Description	Pieces/Case
CP10R/F	—	Micro ball-bearing carriers on speed loading line system. 500 carriers per roll. Foam strip is marked every 10 carriers. Patent pending.	4,500

Ripplefold

* Components are white. Look for the brown icon  for components available in brown and add /B to order.


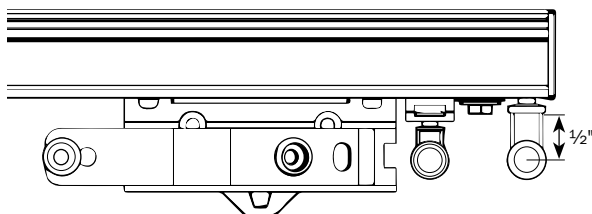
Short and long pendants available in Ripplefold end caps and carriers. Master carriers work with both short and long pendants.

Short Pendants

- Pendant drop - 1/2".
- Recommended for standard installations including for use with **Aria® h-rail traverse kits**.
- Short carriers align with master carriers.
- Snap tape should be sewn on no more than 1/8" from top edge of the drapery.


Long Pendants

- Pendant drop - 5/8".
- Option for use in high traffic **commercial installations** to minimize friction at the top of the drapery.




Baton Draw Track System Components



Components available in brown.
Look for the brown icon 




Ripplefold


* Components are white. Look for the brown icon  for components available in brown and add /B to order.

Master Carriers


- Shoulder screw and baton adapter not included unless noted.
- Stiffener not required unless noted.



BT3123R





BT3124/N



BT3125R



BT3126R

Item #	Kirsch	Description	Pieces/Case
BT3123L-BULK BT3123R-BULK	94136 94135	For exposed baton Ripplefold systems. Includes shoulder screw, baton adapter & 6 wheels. BT3124 stiffener required. Specify left or right carrier.	200 200
BT3124-BULK	—	Small stiffener for Ripplefold draperies with brass grommet. Requires grommet setter for stiffener GSST to set.	500
BT3124/N-BULK	—	Small stiffener for Ripplefold draperies with nickel plated brass grommet. Requires grommet setter for stiffener GSST to set.	500
BT3125L  BT3125R 	—	For hidden baton Ripplefold master carrier. 6 wheels. Specify left or right.	200 200
BT3126L BT3126R	94159 94158	Plastic master carrier for Accordion / Ripplefold System. Specify left or right.	200 200


Aria® Metal Batons

- Available in 3 lengths: 36", 48" and 60".
- Baton is 3/8" diameter and handle length of 4 3/4".
- Option of plastic attachment or stainless steel clip.
- See our full selection of batons on [pages 17 - 19](#).



- Available colors**
(from left to right):
 Chrome - CH
 *Brushed Nickel - BN
 Satin Nickel - SN
 Antique Pewter - AP
 Iron Copper - IC
 Brushed Black Nickel - BBN
 Satin Gold - SG
 Antique Brass - AB
 Oil Rubbed Bronze - ORB
 Brushed Bronze - BZ
 *Matte Black - MK
 Satin Black - SK
 *For PN, order BN.
 For VZ & DRB, order MK.

Ripplefold

* Components are white. Look for the brown icon  for components available in brown and add /B to order.

End Caps with Short Pendants



BT4123 




BT4124




BT4125R

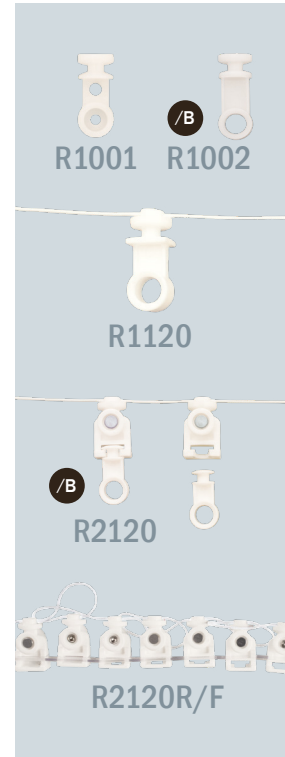


BT4333





Item #	Kirsch	Fits	Description	Pieces/Case
BT4123 	—	4003N	End cap with short Ripplefold pendants	1,000
BT4124	—	Both	Universal end cap with short Ripplefold pendant	500
BT4125L BT4125R	—	Both	Universal end cap with swing return plate and short Ripplefold pendant. Specify left or right.	1,000
BT4333	91223	4003N	Heavy duty lock slide	1,000

Short Pendants for End Caps

Item #	Kirsch	Description - 10 Pieces per Pack	Pieces/Case
R1001	92121	End carrier for Ripplefold friction carriers	2,000
R1002 	—	Short pendant for Ripplefold roller end cap	2,000



Carriers with Short Pendants by Roll

Item #	Kirsch	Description	Spacing / Fullness	Pieces/Case
R1120/	92140	Ripplefold friction carriers, 166 carriers per partial roll, 500 carriers per full roll	1 7/8" spacing, 120% fullness	500
R1100/	92141		2 1/8" spacing, 100% fullness	500
R1080/	92142		2 3/8" spacing, 80% fullness	500
R1060/	92143		2 5/8" spacing, 60% fullness	500
R2120/ 	—	Ripplefold roller carriers with detachable pendants, 166 carriers per partial roll, 500 carriers per full roll	1 7/8" spacing, 120% fullness	500
R2100/ 	—		2 1/8" spacing, 100% fullness	500
R2080/ 	—		2 3/8" spacing, 80% fullness	500
R2060/ 	—		2 5/8" spacing, 60% fullness	500
R2120R/	—	Ripplefold roller carriers on speed loading line system, 166 carriers per partial roll, 500 carriers per full roll. Foam strip is marked every 10 carriers. Patent pending.	1 7/8" spacing, 120% fullness	500
R2100R/	—		2 1/8" spacing, 100% fullness	500
R2080R/	—		2 3/8" spacing, 80% fullness	500
R2060R/	—		2 5/8" spacing, 60% fullness	500

Partial Roll - P, Full Roll - F

Carriers with Short Pendants by Pack

Item #	Kirsch	Description	Pieces/Case
R2050-BULK	—	Short replacement pendant for Ripplefold or Accordion roller carriers.	500
R2051	—	Replacement body for Ripplefold or Accordion roller carriers.	500
R2052	—	Short complete roller carrier accepts male accordion snap from either side.	500



Baton Draw Track System Components



Ripplefold

*Long Pendant components only available in White.

End Caps with Long Pendants



BT4223



BT4224

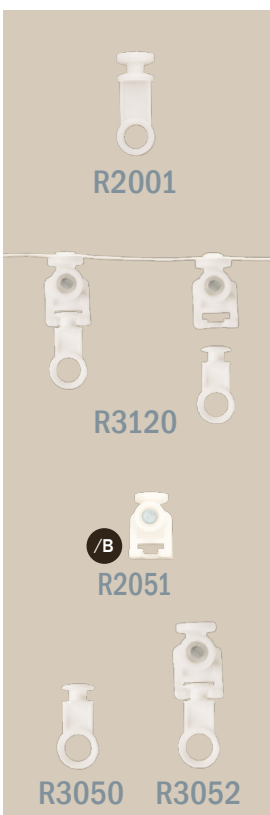


BT4225R



BT4333

Item #	Kirsch	Fits	Description	Pieces/Case
BT4223-BULK	—	4003N	End cap with roller Ripplefold carrier	1,200
BT4224-BULK	—	Both	Universal end cap with roller Ripplefold carrier	1,200
BT4225L-BULK BT4225R-BULK	—	Both	Swing return plate with snap & hook mounting hole with roller Ripplefold carrier. Specify left or right.	500 500
BT4333	91223	4003N	Heavy duty lock slide	1,000



R2001

R3120

R2051

R3050

R3052

Long Pendants for End Caps

Item #	Kirsch	Description - 10 Pieces per Pack	Pieces/Case
R2001	—	End carrier for roller carriers	2,000

Carriers with Long Pendants by Roll

Item #	Kirsch	Description	Spacing / Fullness	Pieces/Case
R3120/	—	Ripplefold roller carriers with detachable pendants, 166 carriers per partial roll, 500 carriers per full roll	1 7/8" spacing, 120% fullness	500
R3100/	—		2 1/8" spacing, 100% fullness	500
R3080/	—		2 3/8" spacing, 80% fullness	500
R3060/	—		2 5/8" spacing, 60% fullness	500

Partial Roll - P, Full Roll - F

Carriers with Long Pendants by Pack

Item #	Kirsch	Description - 10 Pieces per Pack	Pieces/Case
R2051	—	Replacement body for Ripplefold or Accordion roller carriers.	500
R3050-BULK	—	Long replacement pendant for Ripplefold or Accordion roller carriers.	500
R3052	—	Long complete roller carrier accepts male accordion snap from either side.	500

Ripplefold Carrier Snap Tool

- Use to quickly and easily snap Ripplefold drapery onto carriers.
- Ergonomic handle improves grip.
- Color may vary.



Item #	Pieces/Case
MH21	1


Baton Draw Track System Components

Ripplefold Tape

- Made of Polyester.
- Nickel plated brass snaps do not rust.
- Orange thread fits R-TRAC components sold on previous pages.
- Fits R-TRAC and Kirsch carriers, more tapes available on RowleyCompany.com.
- Approximately 100 yards per full roll.



Item #	Description	Thread Color	Ripple Spacing	Pieces/Case
ST40/O	Ripplefold Tape	Orange	4 ¼	12


 Warning: Carriers can vary by manufacturer. Check snap tape with carriers before sewing.

Clear Ripplefold Snap Tape

- Polyester translucent Ripplefold tape.
- Nickel plated brass snaps do not rust.
- Same dimensions as ST40/O; fits R-TRAC and Kirsch®.
- Due to the difference in carriers of various brands, verify the compatibility with the carriers you are working with.



Item #	Spacing	Approximate Yards per Roll	Pieces/Case
ST40/C	4 ¼"	100 yds.	12

 Warning: Carriers can vary by manufacturer. Check snap tape with carriers before sewing.

4003N Ceiling or Wall Mount Track System

- Save yourself valuable time, let our trained staff assemble your made-to-order 4003N ceiling or wall mount track system.
- This custom solution includes track, fiberglass baton, master carrier(s), carriers, end caps, bracket(s), labor and packaging.
- The system ships to you fully assembled for your fabric to be attached.
- Baton draw, pinch pleat or Ripplefold.
- Ceiling or wall mount.
- Call 800.343.4542 for details.

custom solutions

Ships in 5 business days. For orders over 10 pieces, please contact us to confirm the lead time.

4004 Ceiling Mount Track System

- Save yourself valuable time, let our trained staff assemble your made-to-order 4004 ceiling mount track system.
- This custom solution includes track, fiberglass baton, master carrier(s), carriers, end caps, labor and packaging.
- The system ships to you fully assembled for your fabric to be attached.
- Baton draw, pinch pleat or Ripplefold.
- Ceiling mount.
- Call 800.343.4542 for details.

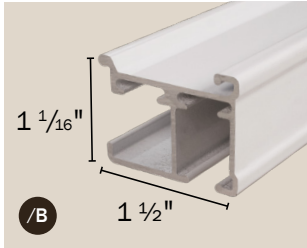
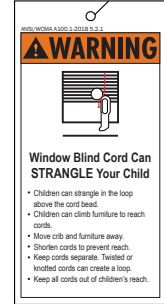
custom solutions

Ships in 5 business days. For orders over 10 pieces, please contact us to confirm the lead time.

4001 Cord Draw Track System Components




Components available in brown.
Look for the brown icon



Track

- White or Brown track, designed for cord draw system.
- Can be ceiling or wall mounted. Requires use of mounting clips or brackets. Use 4001/TS splice to create longer track.
- Tracks can be custom assembled. See Custom Solutions: 4001 Cord Draw Track System on page 16.
- Lengths 12' and over must ship by truck; call 1.800.343.4542 for an estimate.



4001/TS

Item #	Kirsch	Description	Pieces/Case
4001/8	94001	8' length track, ceiling or wall mount	12
4001/12	94001	12' length track, ceiling or wall mount	12
4001/16	94001	16' length track, ceiling or wall mount	12
4001/TS	94109	Track Splice for 4001	1

Brackets / Clips

* Components are white. Look for the brown icon for components available in brown and add /B to order.



CD533



CD543



CD544



CD545



CP500

Item #	Kirsch	Description	Pieces/Case
CD533	94130	Ceiling clip	200
CD543	94122	Heavy duty wall bracket. Projection 3 1/4"	100
CD544	—	Heavy duty double wall bracket with ceiling clips, proj. rear 2 1/2- 4 1/2", front 5 1/2- 7"	100
CD545	—	Triple wall bracket, ceiling clips not included. 3/4" bolts and hex nuts included. Heavy duty extruded aluminum.	100
CP500	—	Allows for return on track hardware. 10 per pack.	500

Pinch Pleat

* Components are white. Look for the brown icon for components available in brown and add /B to order.



CD3300R

Master Carriers

Item #	Kirsch	Description	Pieces/Case
CD3300L	94104	Master carrier, left, 6 wheels	200
CD3300R	94103	Master carrier, right, 6 wheels	200

Kirsch™ is a trademark of Newell Rubbermaid Inc.

Pinch Pleat

* Components are white. Look for the brown icon for components available in brown and add /B to order.

End Pulleys

Item #	Kirsch	Description	Pieces/Case
CD4301L	—	End pulley, left	200
CD4301R	—	End pulley, right	200

Carriers

Item #	Kirsch	Description	Pieces/Case
CP10-BULK	—	Micro ball-bearing carrier. Slimmer than CP20 for closer stacking with 3 adjustment holes for drapery pins. $\frac{5}{8}$ " width top.	4,000
CP20-BULK	9670	Original ball-bearing carrier. Has 2 adjustment holes. $\frac{3}{4}$ " width top.	4,000

Item #	Kirsch	Description	Pieces/Case
CP10R/F	—	Micro ball-bearing carrier on speed loading line system. 500 carriers per roll. Foam strip is marked every 10 carriers. Patent pending.	4,000



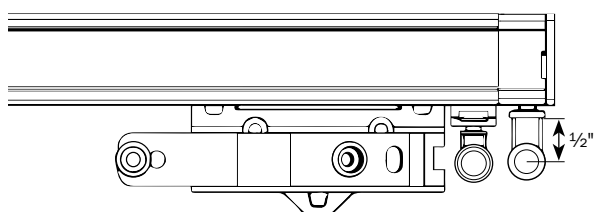
Ripplefold

* Components are white. Look for the brown icon for components available in brown and add /B to order.

Short and long pendants available in Ripplefold end pulleys and carriers. Master carriers work with both short and long pendants.

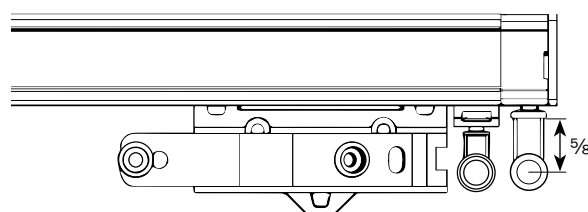
Short Pendants

- Pendant drop - $\frac{1}{2}$ ".
- Recommended for standard installations.
- Short carriers align with master carriers.
- Snap tape should be sewn on no more than $\frac{1}{8}$ " from top edge of the drapery.



Long Pendants

- Pendant drop - $\frac{5}{8}$ ".
- Option for use in high traffic **commercial installations** to minimize friction at the top of the drapery.




Master Carriers

Item #	Kirsch	Description	Pieces/Case
CD3412L	—	Master carrier, left, 6 wheels	200
CD3412R	—	Master carrier, right, 6 wheels	200





4001 Cord Draw Track System Components

Ripplefold


*Components are white. Look for the brown icon  for components available in brown and add /B to order.

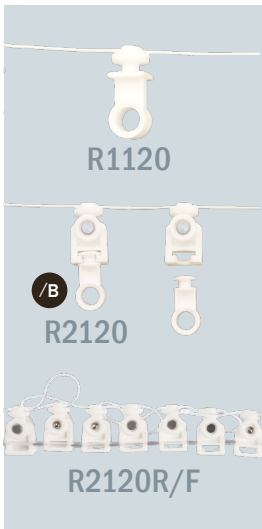


End Pulleys with Short Pendants





Item #	Kirsch	Description	Pieces/Case
CD4122L 	—	End Pulley with Short Ripplefold Pendant, Left	200
CD4122R 	—	End Pulley with Short Ripplefold Pendant, Right	200

Short Pendants for End Pulleys

Item #	Kirsch	Description	Pieces/Case
R1001	92121	End carrier for Ripplefold friction carriers	2,000
R1002 	—	Short pendant for Ripplefold roller end pulley	2,000



Carriers with Short Pendants by Roll

Item #	Kirsch	Description	Spacing / Fullness	Pieces/Case
R1120/	92140	Ripplefold friction carriers, 166 carriers per partial roll, 500 carriers per full roll.	1 7/8" spacing, 120% fullness	500
R1100/	92141		2 1/8" spacing, 100% fullness	500
R1080/	92142		2 3/8" spacing, 80% fullness	500
R1060/	92143		2 5/8" spacing, 60% fullness	500
R2120/ 	—	Ripplefold roller carriers with detachable pendants, 166 carriers per partial roll, 500 carriers per full roll.	1 7/8" spacing, 120% fullness	500
R2100/ 	—		2 1/8" spacing, 100% fullness	500
R2080/ 	—		2 3/8" spacing, 80% fullness	500
R2060/ 	—	2 5/8" spacing, 60% fullness	500	
R2120R/	—	Ripplefold roller carriers on speed loading line system, 166 carriers per partial roll, 500 carriers per full roll. Foam strip is marked every 10 carriers. Patent pending.	1 7/8" spacing, 120% fullness	500
R2100R/	—		2 1/8" spacing, 100% fullness	500
R2080R/	—		2 3/8" spacing, 80% fullness	500
R2060R/	—		2 5/8" spacing, 60% fullness	500

Partial Roll - P Full Roll - F


Save valuable time and money.
Let **Rowley Custom Solutions** do the work for you!



Rowley creates made-to-order architectural track systems.

Our trained staff uses your specifications, cuts track and assembles the system to order. You simply sew the drapery panel and attach to the hardware. The system ships to you fully assembled for your drapery to be attached.


Ships in 5 business days. For orders over 10 pieces, please contact us to confirm the lead time.





Look for the Custom Solutions Icon.



Ripplefold

* Components are white. Look for the brown icon  for components available in brown and add /B to order.

Carriers with Short Pendants by Pack

Item #	Kirsch	Description	Pieces/Case
R2050-BULK	—	Short replacement pendant for Ripplefold or Accordion roller carriers.	500
R2051 	—	Replacement body for Ripplefold or Accordion roller carriers.	500
R2052 	—	Short complete roller carrier accepts male accordion snap from either side.	500



End Pulleys with Long Pendants

Item #	Kirsch	Description	Pieces/Case
CD4422L	—	End pulley, includes R2001, left	200
CD4422R	—	End pulley, includes R2001, right	200



Long Pendants for End Pulleys

Item #	Kirsch	Description - 10 Pieces per Pack	Pieces/Case
R1001	92121	End carrier for friction carriers	2,000
R2001	—	End carrier for roller carriers	2,000




Carriers with Long Pendants by Roll

Item #	Kirsch	Description	Spacing / Fullness	Pieces/Case
R3120/	—	Ripplefold roller carriers with detachable pendants, 166 carriers per partial roll, 500 carriers per full roll.	1 7/8" spacing, 120% fullness	500
R3100/	—		2 1/8" spacing, 100% fullness	500
R3080/	—		2 3/8" spacing, 80% fullness	500
R3060/	—		2 5/8" spacing, 60% fullness	500

Partial Roll - P Full Roll - F



Carriers with Long Pendants by Pack

Item #	Kirsch	Description	Pieces/Case
R2051 	—	Replacement body for Ripplefold or Accordion roller carriers.	500
R3050-BULK	—	Long replacement pendant for Ripplefold or Accordion roller carriers.	500
R3052	—	Long complete roller carrier accepts male accordion snap from either side.	500



Ripplefold Carrier Snap Tool

- Use to quickly and easily snap Ripplefold drapery onto carriers.
- Ergonomic handle improves grip.
- Color may vary.



Item #	Pieces/Case
MH21	1


4001 Cord Draw Track System Components

Ripplefold Tape

- Made of Polyester.
- Nickel plated brass snaps do not rust.
- Orange thread fits R-TRAC components sold on previous pages.
- Fits R-TRAC and Kirsch carriers, more tapes available on RowleyCompany.com.
- Approximately 100 yards per full roll.



Item #	Description	Thread Color	Ripple Spacing	Pieces/Case
ST40/O	Ripplefold Tape	Orange	4 ¼	12


 Warning: Carriers can vary by manufacturer. Check snap tape with carriers before sewing.

Clear Ripplefold Snap Tape

- Polyester translucent Ripplefold tape.
- Nickel plated brass snaps do not rust.
- Same dimensions as ST40/O; fits R-TRAC and Kirsch®.
- Due to the difference in carriers of various brands, verify the compatibility with the carriers you are working with.



Item #	Spacing	Approximate Yards per Roll	Pieces/Case
ST40/C	4 ¼"	100 yds.	12

 Warning: Carriers can vary by manufacturer. Check snap tape with carriers before sewing.

4001 Cord Draw Track System *custom solutions*

- Save yourself valuable time, let our trained staff assemble your made-to-order 4001 cord draw system.
- This custom solution includes track, master carrier(s), end pulleys, return bracket(s), carriers, drive tension device, cord, warning tag, labor and packaging.
- This system ships to you fully assembled for your drapery to be attached.
- Pinch pleat or Ripplefold.
- Ceiling or wall mount.
- Call 800.343.4542 for details.

Ships in 5 business days. For orders over 10 pieces, please contact us to confirm the lead time.

Sure-Shade™ Universal Drive Tension Device

- Universal design compatible with continuous cord loops and bead chain loops, even works with chain loop connector.
- Complies with ANSI 2018 Standard for Safety of Window Covering Products. Required on shades, traversing panels and any window treatment with a drive cord or chain loop.
- Must be installed correctly or renders shade partially inoperable.
- Includes inside and outside mount bracket, instructions and necessary screws.
- Warning tag ANS16 must be attached to each device and is sold separately.
- Independently tested and approved.
- Patent pending.




Item #	Pieces/Case
CT70/-BULK	100

 Note: Due to printing processes, colors shown may vary slightly.

Traverse Rod Cording

- Specially knit for less stretch and friction.
- Polyester casing with a waxed fiberglass inner core. Size #3 1/2.
- Resists effects of ultraviolet light.
- Traverse Rod Cording has 123 lb. tensile strength.



⚠ Note: Due to printing processes, colors shown may vary slightly.

Item #	Color	Length	Pieces/Case
LC32/100	White	100 yards	4
LC32/500	White	500 yards	1
LC32/1000	White	1,000 yards	1
LC34/100	Gold	100 yards	4
LC34/500	Gold	500 yards	1
LC36/100	Brown	100 yards	4
LC36/500	Brown	500 yards	1

Finestra® Wood Hardware Fiberglass Batons

- Available in 3 lengths: 36", 48" and 60".
- Baton is 3/8" diameter and handle length of 4 1/2".

Available colors

(from left to right):

Espresso - ES

Mahogany - MA

Walnut - WA

Pecan - PE

Antique White - AW

Item #	Attachment	Length
FSW312A/	Plastic	36"
FSW312S/	Stainless	36"
FSW314A/	Plastic	48"
FSW314S/	Stainless	48"
FSW316A/	Plastic	60"
FSW316S/	Stainless	60"



Batons

Rust-Proof Fiberglass Batons


- Strong baton, 3/8" diameter, off-white, cap on bottom protects fabric.
- Fiberglass construction and stainless steel components will not rust or corrode.
- Option of plastic attachment or stainless steel clip.



Item #	Attachment	Length	Pieces/Case
BA80A	Plastic	24"	100
BA80S	Stainless	24"	100
BA81A	Plastic	30"	100
BA81S	Stainless	30"	100
BA82A	Plastic	36"	100
BA82S	Stainless	36"	100
BA84A	Plastic	48"	100
BA84S	Stainless	48"	100
BA86A	Plastic	60"	100
BA86S	Stainless	60"	100
BA88A	Plastic	72"	100
BA88S	Stainless	72"	100

AriA® Metal Batons

- Available in 3 lengths: 36", 48" and 60".
- Baton is 3/8" diameter and handle length of 4 3/4".
- Option of plastic attachment or stainless steel clip.



Available colors
(from left to right):
 Chrome - CH
 *Brushed Nickel - BN
 Satin Nickel - SN
 Antique Pewter - AP
 Iron Copper - IC
 Brushed Black Nickel - BBN
 Satin Gold - SG
 Antique Brass - AB
 Oil Rubbed Bronze - ORB
 Brushed Bronze - BZ
 *Matte Black - MK
 Satin Black - SK
 *For PN, order BN. For VZ & DRB, order MK.

Item #	Attachment	Length
FM312A/	Plastic	36"
FM312S/	Stainless	36"
FM314A/	Plastic	48"
FM314S/	Stainless	48"
FM316A/	Plastic	60"
FM316S/	Stainless	60"

Clear Batons

- Smooth, UV-stable acrylic. 1/2" diameter.
- Less conspicuous than other batons.
- Two attachment choices: plastic or stainless steel clip.
- Stainless steel components will not rust. Great for use with fire-retardant treated fabrics.



Item #	Attachment	Length	Pieces/Case
BA70A	Plastic	24"	100
BA70S	Stainless	24"	100
BA71A	Plastic	30"	100
BA71S	Stainless	30"	100
BA72A	Plastic	36"	100
BA72S	Stainless	36"	100
BA73A	Plastic	48"	100
BA73S	Stainless	48"	100
BA74A	Plastic	60"	100
BA74S	Stainless	60"	100
BA75A	Plastic	72"	100
BA75S	Stainless	72"	100

Clear Fluted Batons

- Rust-proof, UV-stable acrylic baton with stainless steel snap or plastic attachment.
- Great for use with fire-retardant treated fabric.
- 1/2" diameter.



Item #	Attachment	Length	Pieces/Case
BA72FA	Plastic	36"	100
BA72FS	Stainless	36"	100
BA73FA	Plastic	48"	100
BA73FS	Stainless	48"	100
BA75FA	Plastic	72"	100
BA75FS	Stainless	72"	100

Batons

Handicap Clear Batons

Item #	Attachment	Length	Pieces/Case
BA79A	Plastic	48"	25
BA79S	Stainless	48"	25
BA78A	Plastic	60"	25
BA78S	Stainless	60"	25
BA77A	Plastic	72"	25
BA77S	Stainless	72"	25

- 4" looped end for easy access.
- ADA compliant.



Plastic Attachment (exposed)
Stainless Steel Clip (hidden)



Handicap Fiberglass Batons

Item #	Length	Pieces/Case
BA90A	48"	25
BA91A	60"	25
BA92A	72"	25

- Fiberglass provides a sturdier baton.
- 4" looped end for easy access.
- ADA compliant.




Plastic Attachment (exposed)



Baton Front Adapter Ring & Shoulder Screws

- Attaches to front of drapery with shoulder screw, through fabric and fastens to master carrier on architectural tracks only.
- Not needed when baton is attached to back of drapery.

Item #	Description	Pieces/Case
BA10	Adapter ring	100
BA11	Shoulder screw for BA10, BT3004 and BT3124	100
BA11/S	Stainless steel shoulder screw for BA10, BT3004 and BT3124	100




Front-side of Overlap

Stiffener

Overlap Stiffener for Architectural Tracks


- 3 holes and 3 tongues for adjusting position.
- Easy to sew through.
- No trimming required.
- Includes grommet.
- Requires grommet setter for stiffener GSST to set.
- Requires shoulder screw BA11 shown above if not using master carrier.



Item #	Grommet	Pieces/Case
BT3004-BULK	Brass grommet	1,000
BT3004/N-BULK	Nickel plated brass grommet	1,000

Small Stiffener for Ripplefold Draperies

- Features sewing holes.
- Includes grommet.
- Requires grommet setter for stiffener GSST to set.
- Requires shoulder screw BA11 shown above if not using master carrier.



Item #	Grommet	Pieces/Case
BT3124-BULK	Brass grommet	1,000
BT3124/N-BULK	Nickel plated brass grommet	1,000

Non-Woven Permanent Drapery Buckram

- Washable and dry cleanable.
- All buckrams under 40" wide will fit our dispenser for rolled goods PR36.
- 100 yards per roll.

Item #	Weight Type	Width	Style	Pieces/Case
BN34	Standard	4"	Sew-On	20
BN38	Standard	4"	Iron-On	20

Polyester Permanent Drapery Buckram

- Washable and dry cleanable. No shrinkage after cleaning and pleats stay firm.
- 100% polyester. Snow white color.
- Easier to sew than traditional non-woven buckrams.
- Won't heat up sewing machine needles like other buckrams can.
- Light weight is suitable for sheers and light weight fabrics.
- Standard weight is 33% heavier than light weight, suitable for medium weight fabrics.
- Heavy weight is 30% heavier than standard weight, suitable for velvets and heavy weight fabrics.
- All weights are available in both sew-on and iron-on styles.
- Iron-on has adhesive on one entire side.
- 100 yards per roll.



Sew-On and Iron-On Buckram

Item #	Weight Type	Width	Style	Pieces/Case
BXS24	Light	4"	Sew-On	20
BXS34	Standard	4"	Sew-On	20
BXA24	Light	4"	Iron-On	20
BXA34	Standard	4"	Iron-On	20

Pressure-Sensitive Buckram

- Standard weight.
- 4" width.
- Speeds production by adhering position on header and minimizing shifting during folding.

Item #	Material Type	PSA Edge	Width	Pieces/Case
BXP34/B	100% Polyester	Bottom	4"	20
BXP34/T	100% Polyester	Top	4"	20
BNP34/B	Poly/Cellulose Blend	Bottom	4"	20
BNP34/T	Poly/Cellulose Blend	Top	4"	20

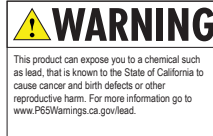
Pressure-Sensitive Adhesive Tape

- 3/8" wide tape with 1/2" release paper.
- Ideal for applying to buckram yourself.
- Secures position on panels.
- 1,093 yards per roll.

Item #	Pieces/Case
PSA912/K	20

Sausage Bead Weight - Fabric Covered

- Use as weighted welt cording.
- Khaki color (LW80/KH, LW80/KH200).
- Use LW80 in Euro Hems.
- This product can expose you to lead, which is known to the State of California to cause birth defects or other reproductive harm. For more information go to www.P65Warnings.ca.gov.



Item #	Size	Yards per Roll	Rolls/Case
LW79	3/32"	100	4
LW80	4/32"	100	4
LW80/200	4/32"	200	4
LW80/KH	4/32"	100	4
LW80/KH200	4/32"	200	4


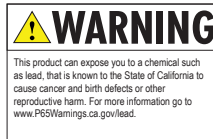
Approximate Sizes Shown



Square

- This product can expose you to lead, which is known to the State of California to cause birth defects or other reproductive harm. For more information go to www.P65Warnings.ca.gov.

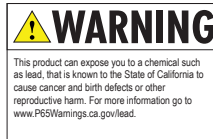
Item #	Finish	Size	Pieces/Case
LW62	white, painted	1" x 1" (approx. wt. 1/2 oz.)	2,000



Plastic Covered with Tab

- This product can expose you to lead, which is known to the State of California to cause birth defects or other reproductive harm. For more information go to www.P65Warnings.ca.gov.


Item #	Size	Pieces/Case
LW54	5/8" x 7/8" (approx. wt. 1/3 oz.)	2,000
LW56	7/8" x 7/8" (approx. wt. 1/2 oz.)	2,000



Lead-Free Square

- Lead-free with a corrosion resistant coating, ideal for children's rooms, institutions and more.
- 100 pieces per pack.

Item #	Size	1 Pack	5 Packs	20 Packs
SW25	1" x 1" (approx. wt. 1/2" oz.)	\$15.54	\$14.81 ea.	\$14.18 ea.



Lead-Free Vinyl Covered With Tab

- 100 pieces per pack.

Item #	Size	1 Pack	5 Packs	20 Packs
SW37	1" x 1" (approx. wt. 1/2 oz.)	\$17.95	\$15.95 ea.	\$13.95 ea.



Lead-Free Sausage Bead Weight - Fabric Covered

- Lead-free polyester fabric covered sausage bead weight.
- Can also be used as weighted welt cording.

Item #	Size	Yards per Roll	Weight per Yard	1 Roll	5 Rolls
SW79	3/32"	100	0.6 oz.	\$49.95	\$46.95 ea.
SW80	4/32"	50	0.9 oz.	\$34.95	\$31.95 ea.



Drapery Pins


Pinsetter



- Set the adjustable guide and place every pin exactly where you want it.
 - Allows 0" pinsetting when hanging a drapery below the rod.
 - Continuous tension band spring reduces jamming.
 - Easy, fast and accurate.
 - Replacement parts available. Call 800.343.4542 for details.
- Note: If our pins will not fit a pinsetter you now have, we will exchange one of our pinsetters for yours at no charge.

Item #	Pieces/Case
PS10/D	1

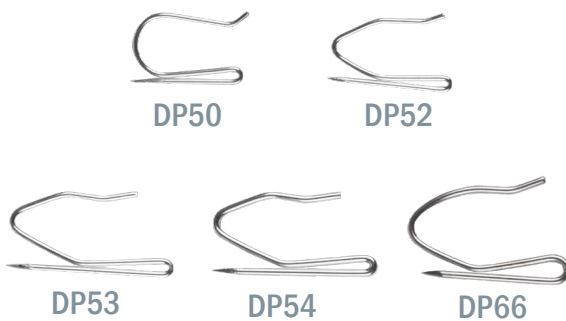
Drapery Pins On Strips



- Designed to make your pleats stand straighter.
- Pins on strips, ready to load into our PS10/D pinsetter above.
- Heavy duty pins are a thicker gauge plated zinc than regular duty pins.
- Although pins on strips are more expensive than bulk pins, the total cost of pinning a drapery is less due to time savings.

Item #	Description	Pieces/Case
DPHD	Heavy Duty	5,000
DPRD	Regular Duty	5,000
DPSS	Stainless Steel for flame proof treated fabrics	5,000

Drapery Pins - Bulk Only



- Not on strips, will not fit pinsetter.

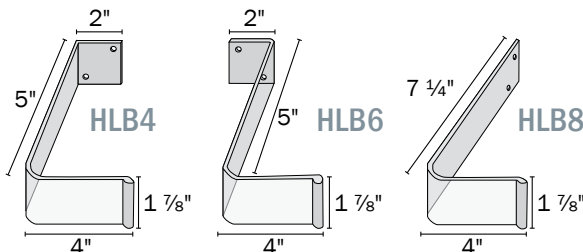
Item #	Description	Pieces/Case
DP50	Light Duty	10,000
DP52	Light Duty	10,000
DP53	Regular Duty	10,000
DP54	Heavy Duty	10,000

For flame proof treated fabrics

Item #	Description	Pieces/Case
DP66	Heavy Duty Stainless Steel	10,000

Holdbacks and Retainers

- Ideal for vertical blinds and draperies to prevent them from being swept into a window or door.
- Well suited for hotel, commercial or institutional uses.
- All holdbacks are universal and can be used on the left or right.
- Made of clear, durable, high-tech impact resistant resin.



Item #	Description	Length	Pieces/Case
HLB4	Standard	5"	10
HLB4/L	Long	10"	10
HLB6	Standard	5"	10
HLB6/L	Long	10"	10
HLB8	Standard	7 1/4"	10
HLB8/L	Long	12 1/4"	10

Tools, Screws & Fasteners

Angle Irons

- Screws not included.
- See our installation book PIB.

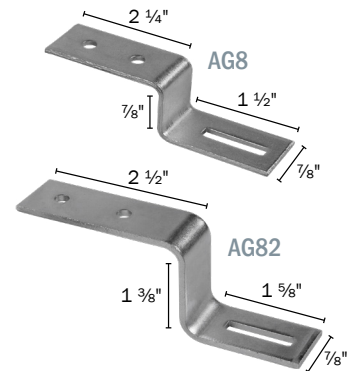
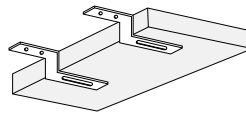
Item #	Color	Size	# of holes per leg	Pieces/Case
AG30	Zinc	3" x 3" x 7/8"	2	100
AG30/W	White	3" x 3" x 7/8"	2	100
AG40	Zinc	4" x 4" x 7/8"	2	100
AG40/W	White	4" x 4" x 7/8"	2	100
AG50	Zinc	5" x 5" x 1"	3	100
AG50/W	White	5" x 5" x 1"	3	100
AG68	Zinc	6" x 8" x 1"	3 & 4	100
AG68/W	White	6" x 8" x 1"	3 & 4	100



Z-Brackets

- For ceiling mounted boards.
- Can be used as a quick way to install a valance in hotels, hospitals and commercial jobs.

Item #	Color	Height	Pieces/Case
AG8	Zinc	7/8"	100
AG8/W	White	7/8"	100
AG82	Zinc	1 3/8"	100
AG82/W	White	1 3/8"	100



Mending Plates

- All sizes have 4 holes.
- For joining 2 pieces of wood, such as dustboards.
- For joining plywood and fascia board, see our wood joiners WJ20.

Item #	Color	Size	Pieces/Case
MP30	Zinc	3" x 3/4"	50
MP30/W	White	3" x 3/4"	50
MP40	Zinc	4" x 7/8"	50
MP40/W	White	4" x 7/8"	50
MP50	Zinc	5" x 1"	50
MP50/W	White	5" x 1"	50



Notched Right-Angle Pin Strip

- Supports stationary drapery panels on regular or arc windows or valances over beds.
- If additional notches are needed, tin snips can be used.

Item #	Color	Size	Length	Pieces/Case
HS210/4W	White	1" x 1"	4'	30
HS210/8W	White	1" x 1"	8'	30



Metal Grommets

Brass Round Grommets: #00 - #2

Item #	Size	Color	ID
GR00/N	#00	Nickel	3/16"
GR00/B	#00	Brass	3/16"
GR00/K	#00	Black	3/16"
GR0/N	#0	Nickel	1/4"
GR0/B	#0	Brass	1/4"
GR0/K	#0	Black	1/4"
GR1/N	#1	Nickel	5/16"
GR1/B	#1	Brass	5/16"
GR1/K	#1	Black	5/16"
GR2/T	#2	Matte Nickel	3/8"
GR2/N	#2	Nickel	3/8"
GR2/B	#2	Brass	3/8"
GR2/K	#2	Black	3/8"

- Rolled rim.
- Priced per gross - box of 144 sets.

• All grommets are made of corrosion-resistant brass.
 • All grommet sets are complete with 1 washer and 1 grommet.

Approximate Sizes Shown



Brass Round Grommets: #4

Item #	Size	Color	ID
GR4/N	#4	Nickel	1/2"
GR4/B	#4	Brass	1/2"
GR4/K	#4	Black	1/2"

- Rolled rim with tooth washer securely holds fabric in place.
- Priced per gross - box of 144 sets.



Brass Round Grommets: #6 - #10

Item #	Size	Color	ID
GR6/T	#6	Matte Nickel	3/4"
GR6/N	#6	Nickel	3/4"
GR6/B	#6	Brass	3/4"
GR6/A	#6	Antique Brass	3/4"
GR6/R	#6	Antique Copper	3/4"
GR6/S	#6	Satin Smoke	3/4"
GR6/K	#6	Black	3/4"
GR8/T	#8	Matte Nickel	1 1/8"
GR8/N	#8	Nickel	1 1/8"
GR8/B	#8	Brass	1 1/8"
GR8/A	#8	Antique Brass	1 1/8"
GR8/R	#8	Antique Copper	1 1/8"
GR8/S	#8	Satin Smoke	1 1/8"
GR8/K	#8	Black	1 1/8"
GR10/W	#10	White	1 7/16"
GR10/T	#10	Matte Nickel	1 7/16"
GR10/N	#10	Nickel	1 7/16"
GR10/B	#10	Brass	1 7/16"
GR10/A	#10	Antique Brass	1 7/16"
GR10/R	#10	Antique Copper	1 7/16"
GR10/S	#10	Satin Smoke	1 7/16"
GR10/K	#10	Black	1 7/16"

- Rolled rim with tooth washer securely holds fabric in place.
- 12 sets per pack.



Metal Grommets

Brass Round Grommets: #12 - #20

- Grommet washers can be used to help hold thin or stretchy fabrics in place.
- All grommets are made of brass, are corrosion resistant and have low profile gripping nubs.
- Works with our grommet press GL and cutters and setters for the proper size grommet.
- For functioning grommets, the inside diameter needs to be 40% larger than the diameter of the pole.
- #20 grommets are ideal for rods up to 2 3/8" diameter. Use 5" or 6" buckram in header for these grommets.
- 12 sets per pack.



Item #	Size	Color	ID
GR12/T	#12	Matte Nickel	1 9/16"
GR12/N	#12	Nickel	1 9/16"
GR12/BS	#12	Brushed Steel	1 9/16"
GR12/B	#12	Brass	1 9/16"
GR12/A	#12	Antique Brass	1 9/16"
GR12/R	#12	Antique Copper	1 9/16"
GR12/RB	#12	Oil Rubbed Bronze	1 9/16"
GR12/S	#12	Satin Smoke	1 9/16"
GR12/K	#12	Black	1 9/16"
GR15/T	#15	Matte Nickel	2"
GR15/N	#15	Nickel	2"
GR15/BS	#15	Brushed Steel	2"
GR15/B	#15	Brass	2"
GR15/A	#15	Antique Brass	2"
GR15/R	#15	Antique Copper	2"
GR15/RB	#15	Oil Rubbed Bronze	2"
GR15/S	#15	Satin Smoke	2"
GR15/K	#15	Black	2"
GR18/T	#18	Matte Nickel	2 1/2"
GR18/N	#18	Nickel	2 1/2"
GR18/B	#18	Brass	2 1/2"
GR18/A	#18	Antique Brass	2 1/2"
GR18/R	#18	Antique Copper	2 1/2"
GR18/K	#18	Black	2 1/2"
GR20/T	#20	Matte Nickel	3"
GR20/N	#20	Nickel	3"
GR20/B	#20	Brass	3"
GR20/A	#20	Antique Brass	3"
GR20/R	#20	Antique Copper	3"
GR20/K	#20	Black	3"

Automated Shade Systems

R-TEC AUTOMATION™ by Rowley



Wirefree Tubular Motors NEW

Li-ion battery-powered motorized shades are a perfect retro fit for existing homes or small commercial projects. Li-ion powered motors require no electrical wiring, no external battery pack and no complicated installation. Attached Wand Control options also available.

pages 27 - 30



DC Tubular Motors NEW

DC powered motorized shades are an excellent choice when designing a new home, motorizing an entire existing home or planning a small commercial project. DC wired shades are maintenance free and low voltage DC wiring keeps installation costs to a minimum.

pages 27 - 30



Cord Lift Motors NEW

Cord Lift powered motorized shades offer a contemporary look while maintaining the functional benefits of a traditional Roman shade. For a small Roman shade system, these motors have the ability to lift shades of various weights and sizes while still ensuring a smooth and quiet operation.

page 31



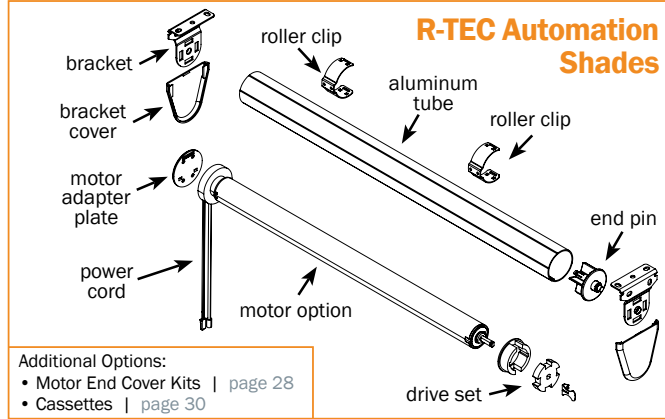
R-TEC Automation Systems NEW

The most premium and advanced Smart Automation Home Controls: control shades, lighting, entertainment, security, climate and other connected devices all via one convenient control. Automation plugs into and is compatible with each of these solutions to ensure premium shade control.

page 32

Wirefree Tubular Motors

- Leveling control
- Simple limit setting and adjustment
- Favorite position
- 3 operational speed settings available
- 2-way RF communication
- Rechargeable built-in Li-ion battery
- Up to 500 up and down cycles per charge (based on recommended shade size)
- Optional solar powered charger (Coming Soon!)
- New ARC™ protocol for simple programming
- Requires Battery Charger RTMLBC on page 28



Li-ion Battery Motors

Item #	Style	Tube Dia.	Max. Size	Load	Each
RTML18	Standard	1 1/8"	48" x 60"	3.0 lbs.	\$123.38
RTML25	Standard	1 1/4"	84" x 84"	15.5 lbs.	\$163.03
		1 1/2"	84" x 84"	13.0 lbs.	\$163.03
RTMLQ28	Quiet	1 1/2"	120" x 120"	23.5 lbs.	\$198.28
		2"	120" x 120"	17.5 lbs.	\$198.28
RTML35	Standard	2"	120" x 120"	26.5 lbs.	\$242.35

Wirefree Tubular Motors with Attached Wand Control

- Simple limit setting and adjustment
- Favorite position
- Rechargeable built-in Li-ion battery
- Up to 500 up and down cycles per charge (based on recommended shade size)
- Optional solar powered charger (Coming Soon!)
- Universal Mini USB charging port
- 3 wand lengths available
- Requires Wall Charger for Wand RTMLWCW and USB Cable RTMLUSB on page 28



Li-ion Battery Motors for Attached Wand


Item #	Style	Tube Dia.	Max. Size	Load	Each
RTMLW25	Standard	1 1/4"	84" x 84"	15.5 lbs.	\$117.65
		1 1/2"	84" x 84"	13.0 lbs.	\$117.65

Wands

Item #	Color	Length	Each
RTMW24/W	White	24"	\$18.50
RTMW36/W	White	36"	\$20.27
RTMW48/W	White	48"	\$22.03

DC Tubular Motors

- Narrow width applications - 15.5" min.
- Leveling control
- Simple limit setting and adjustment
- Favorite position
- 3 operational speed settings available
- 2 way RF communication
- New ARC™ protocol for simple programming
- Requires Battery Tube RTMDCBT on page 28



DC Motors

Item #	Style	Tube Dia.	Max. Size	Load	Each
RTMDC18	Standard	1 1/8"	48" x 60"	3.0 lbs.	\$92.53
RTMDC25	Standard	1 1/4"	84" x 84"	15.5 lbs.	\$131.96
		1 1/2"	84" x 84"	13.0 lbs.	\$131.96
RTMDCQ28	Quiet	1 1/2"	120" x 120"	23.5 lbs.	\$163.03
		2"	120" x 120"	17.5 lbs.	\$163.03
RTMDC35	Standard	2"	120" x 120"	26.5 lbs.	\$211.50

Motor Accessories

Solar Battery Charger



Product may vary

Li-ion Battery Motor Accessories

Item #	Description	Each
RTMLBC	Battery Charger	\$27.26
-	Solar Battery Charger	-
RTMLCXT48	Charger Cable Extender 48"	\$7.93
RTMLCXT96	Charger Cable Extender 96"	\$9.70

Li-ion Battery Motor with Wand Control Accessories

Item #	Description	Each
RTMLWCW	Wall Charger for Wand	\$6.08
RTMLUSB	USB Cable	\$5.61

Coming Soon!

DC Motor Accessories

Item #	Description	Each
RTMDCBT	Battery Tube for 18/25mm DC Motors (requires 8 AA Li-ion Batteries - not included)	\$22.03
RTMDCHCBP	High Capacity Battery Pack for 18/25/mm Motors	\$88.13
RTMDC18/25	Power Supply for 18/25mm DC Motors	\$28.64
RTMDC28/35	Power Supply for 28/35mm DC Motors	\$63.59
RTMDCXT48	Power Cable Extender 48"	\$3.09

Drive Sets

- Use to attach motors to the roller tubes.
- End pin included in kits.

Item #	Motor Size	Tube Dia.	Each
RTMDRK18118	18 mm	1 1/8"	\$6.49
RTMDRK25114	25 mm	1 1/4"	\$3.99
RTMDRK25112	25 mm	1 1/2"	\$8.49
RTMDRK28112	28 mm	1 1/2"	\$6.99
RTMDRK28200	28 mm	2"	\$8.99
RTMDRK35200	35 mm	2"	\$9.99

Motor End Cover Kits

- Use to coordinate the color of the motor with the bracket cover.
- Only available for 25 mm, 28 mm and 35 mm motors.

Item #	Motor Size	Each
RTMMC25/	25 mm	\$3.91
RTMMC28/	28 mm	\$4.20
RTMMC35/	35 mm	\$4.43

*White /W or Black -/K

Aluminum Rollers

- Double face tape is already attached to roller for mounting roller shade fabric or Roman shade lift band.



RC56/

RC58/

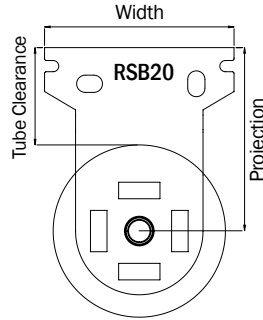
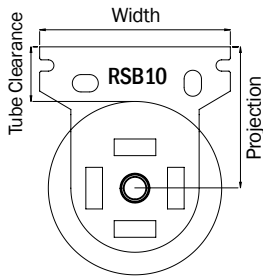
RC60/

RC62/


Item #	Roller Size	Length	1 Roller	5 Rollers
RC56/4	1 1/8"	4'	\$8.99	\$7.99 ea.
RC56/6	1 1/8"	6'	\$10.99	\$9.99 ea.
RC56/8	1 1/8"	8'	\$11.99	\$10.99 ea.
RC56/12	1 1/8"	12'	\$16.99	\$15.99 ea.
RC56/16	1 1/8"	16'	\$25.99	\$24.99 ea.
RC58/4	1 1/4"	4'	\$10.99	\$9.99 ea.
RC58/6	1 1/4"	6'	\$12.99	\$11.99 ea.
RC58/8	1 1/4"	8'	\$15.99	\$14.99 ea.
RC58/12	1 1/4"	12'	\$20.99	\$19.99 ea.
RC58/16	1 1/4"	16'	\$28.99	\$27.99 ea.
RC60/4	1 1/2"	4'	\$14.99	\$13.99 ea.
RC60/6	1 1/2"	6'	\$16.99	\$15.99 ea.
RC60/8	1 1/2"	8'	\$19.99	\$18.99 ea.
RC60/12	1 1/2"	12'	\$24.99	\$23.99 ea.
RC60/16	1 1/2"	16'	\$31.99	\$30.99 ea.
RC62/4	2"	4'	\$24.99	\$23.99 ea.
RC62/6	2"	6'	\$30.99	\$29.99 ea.
RC62/8	2"	8'	\$35.99	\$34.99 ea.
RC62/12	2"	12'	\$50.99	\$49.99 ea.
RC62/16	2"	16'	\$59.99	\$58.99 ea.

Brackets

- All brackets can be inside, outside or ceiling mounted.
- Sold as a pair.
- For Skyline, bracket covers are available in White, Satin Nickel or Black, and slide on to the Zinc bracket for easy installation, also hiding the bracket and screws for a cleaner look.



RSB10 | Zinc



RSBC10/SN
Satin Nickel

Brackets

Item #	Color	Clutch Size	Projection	1 1/8" Tube Clearance	1 1/4" Tube Clearance	1 1/2" Tube Clearance	2" Tube Clearance	Width	1 Pair
RSB10	Zinc	SL10 & SL15	1 5/8"	1 1/16"	1"	7/8"	5/8"	2 1/4"	\$1.99
RSB20	Zinc	SL20 & SL30	2 1/8"	1 9/16"	1 1/2"	1 3/8"	1 1/8"	2 1/4"	\$2.79

Bracket Covers

Item #	Fits	Pair
RSBC10/	RSB10	\$6.60
RSBC20/	RSB20	\$6.70

*Satin Nickel /SN


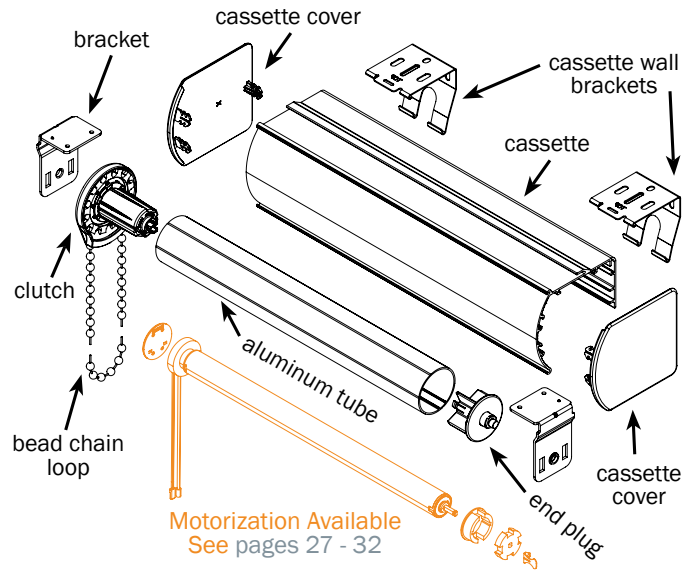
Item #	Fits	Pair
RSBC10/	RSB10	\$1.10
RSBC20/	RSB20	\$1.20

*White /W or Black - /K



Cassettes

- Sleek look accommodates upscale commercial needs and affords greater residential appeal.
- Quick and easy fabrication and installation.
- Linking possibilities for two shades in one headrail.
- Anodized Cassettes coordinate with Gray Cassette Covers.
- R-TEC Automation Compatible.



Cassettes

Item #	Color	Length	Each
NEW RCC70/4/AN	Anodized	4'	\$23.75
NEW RCC70/6/AN	Anodized	6'	\$35.50
NEW RCC70/8/AN	Anodized	8'	\$47.50
NEW RCC70/12/AN	Anodized	12'	\$71.00
NEW RCC70/16/AN	Anodized	16'	\$95.00

Item #	Color	Length	Each
NEW RCC70/4	White /W or Black /K	4'	\$21.50
NEW RCC70/6	White /W or Black /K	6'	\$32.00
NEW RCC70/8	White /W or Black /K	8'	\$43.00
NEW RCC70/12	White /W or Black /K	12'	\$64.00
NEW RCC70/16	White /W or Black /K	16'	\$86.00

Cassette Covers

Item #	Color	Pair
NEW RCC74/W	White	\$1.30
NEW RCC74/G	Gray	\$1.30
NEW RCC74/K	Black	\$1.30

Cassette Brackets

Item #	Color	Pair
NEW RCC76	Zinc	\$1.05

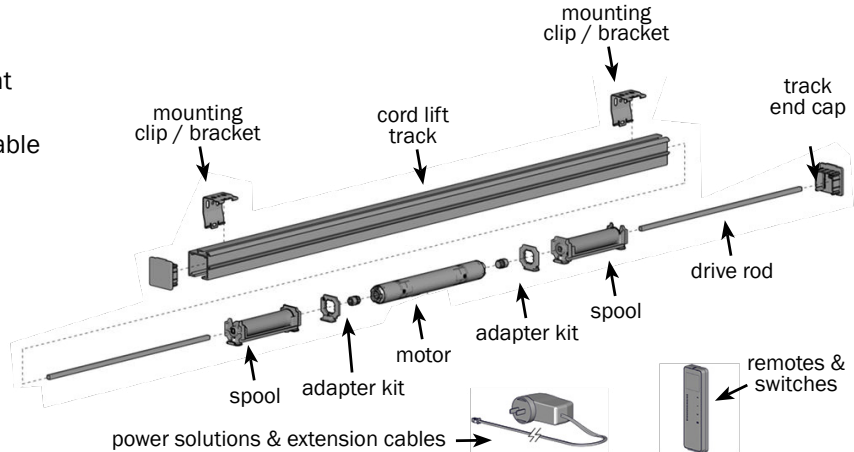
Cassette Wall Brackets

Item #	Color	Each
NEW RCC72/W	White	\$1.30
NEW RCC72	Zinc	\$1.30
NEW RCC72/K	Black	\$1.30

- Electronic limit
- Leveling control
- Simple limit setting and adjustment
- Favorite position
- 3 operational speed settings available
- 2-way RF communication
- New ARC™ protocol for simple programming
- Battery power option

Let's get "Started"!
Shop Our Shade Starter Kits


bit.ly/shade-starter-kits







Cord Lift Motors & Accessories



Cord Lift Motor

Item #	Description	Each
 RTMCLM	Cord Lift Motor	\$142.00






Cord Lift Motor Accessories

Item #	Description	Each
 RTMCLMAC	Cord Lift Motor Shaft Adapter and Clamp	\$10.41
 RTMDCHCBP	Cord Lift Motor Battery Pack	\$88.13
 RTMDC18/25	Power Supply for Cord Lift Motor	\$28.64
 RTMDCXT48	Power Cable Extender 48"	\$3.09




Cord Lift System Components



Cord Lift Track with Drive Rod

Item #	Color	Length	Each
 RCL/4/W	White	4'	\$20.50
 RCL/6/W	White	6'	\$30.50
 RCL/8/W	White	8'	\$40.50
 RCL/12/W	White	12'	\$60.50
 RCL/19/W	White	19'	\$97.50

Cord Lift Components

Item #	Description	Each
 RCLSS	Cord Lift Standard Spool	\$3.00
 RCLBR	Cord Lift Wall Mount Bracket - Pair	\$2.45
 RCLEC	Cord Lift End Cap - Pair	\$2.15

Automated Shade Systems



Smart Home

- Smart Home automation is making its way into the spotlight as a convenient, comfortable, lifestyle solution that allows you to control a variety of different products in your home.
- Easily connect your automated shades to popular systems using our Pulse Hub, taking shade control to the next level.



Handheld Remote
Coming Soon!



RTMWSR5C



RTMWSR15C



RTMISS



RTMUSR



Hub - Coming Soon!

Coming Soon!

Item #	Description	Each
RTMHR1C	Handheld Remote, 1 Channel	\$48.46
-	Handheld Remote, 15 Channel	-
RTMWSR5C	Surface Mount Wall Switch, 5 Channel	\$44.06
RTMWSR15C	Wall Box Mount Switch, 15 Channel	\$46.26
RTMISS	Interior Sun Sensor	\$30.84
RTMUSR	ARC USB Signal Repeater	\$84.04
-	Wifi to ARC Bridge Hub, 2 Way RF	-



Smart Home

Learn more about how to make your motorized shades compatible with popular systems.

Rowley Automated Shades



custom solutions

- Save yourself valuable time, let our trained staff assemble your made-to-order automated shade system.
- This custom solution includes the motor, motor adapter kits, motor end cover kits, labor and packaging.
- The system ships to you completely ready for your fabric to be attached.
- See above chart for remote options and pricing.
- Call 800.343.4542 for details.

Let's get "Started"!
Shop Our Shade Starter Kits

bit.ly/shade-starter-kits

Ships in 5 business days.





- Easiest on the market to assemble, install and operate.
- Self-contained, stationary drive system with individual drums.
- Headrail is low profile and does not require a mounting board. Available with hook tape applied for mounting shade directly to headrail. Sold in 4', 8' and 12' lengths.
- Two clutch sizes available: 15 lb and 20 lb limits. Each includes end cap.
- Track Projection: 1 1/4"; with ceiling / wall mount bracket: 1 3/4"; with swivel swing bracket: 1 5/8".
- Use 1 drum for each row of lift. Cone-shaped drum ensures tangle-free winding.
- Simply slide drums onto square drive rod, install into track and finish with clutch and end cap.
- Drum position can be easily adjusted in track. Each drum is 4 1/2" wide.
- Works with our bead chain loop (not included).
- Works with our 1.4 mm encased lift cord shroud tube or tape.



Item #	Description	Length
AHT1/4	Aluminum Track with Hook Tape	4'
AHT1/8	Aluminum Track with Hook Tape	8'
AHT1/12	Aluminum Track with Hook Tape	12'
AHT2/4	Aluminum Track without Hook Tape	4'
AHT2/8	Aluminum Track without Hook Tape	8'
AHT2/12	Aluminum Track without Hook Tape	12'
AHT3/4	Square Drive Rod	4'
AHT3/8	Square Drive Rod	8'
AHT3/12	Square Drive Rod	12'
AHC/1	Clutch Unit with End Cap - 15 lb. limit	—
AHC/2	Clutch Unit with End Cap - 20 lb. limit	—
AHE	Empty Drum	—
AHB/1	Spring Load Ceiling Mount Bracket	—
AHB/2	Spring Load Wall Mount Bracket	—
AHB/4	Swivel Arm Wall Mount Bracket	—
AHS	Square Drive Rod Splice	—
AHKK	4' Starter Kit	4'
AHSK	2' Selling Sample	2'

EZ Rig 4' Shade Kit AHKK includes all the parts you need to build your own 4' shade:

- 4' aluminum track with hook tape and drive rod
- 20 lb. clutch unit
- 5 drums
- 30' encased lift cord shroud tube
- 3 wall brackets
- 4' drop white bead chain loop with cord tension device and warning tag
- Brass weight bar

2' Showroom Sample AHSK includes everything you need to build a 2' wide shade sample:

- 2' aluminum track with hook tape and drive rod
- 15 lb. clutch unit
- 3 drums
- 18' encased lift cord shroud tube
- 2 ea. ceiling and wall brackets
- 2' drop white bead chain loop with cord tension device and warning tag
- Brass weight bar (fabric shade not included)

Replacement Parts

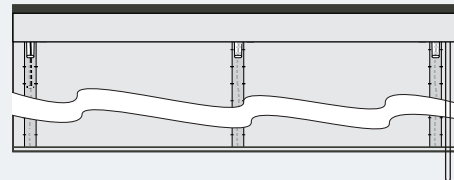
Item #	Description	Pieces/Pack
AHE/G	Replacement Cord Holder for Drum	50

EZ Rig Soft Shades



- Save yourself valuable time, let our trained staff assemble your made-to-order EZ Rig shade system.
- This custom solution includes aluminum headrail, square drive rod, clutch unit, empty drums, mounting brackets, continuous bead chain loop, drive tension device, warning tag, weight bar, labor and packaging.
- The system ships to you completely ready for your fabric to be attached.
- Encased lift cord. Note, builds do not include lift cord. 12" cords will be supplied and show routing only.
- Call 800.343.4542 for details.

custom solutions



Ships in 5 business days. For orders over 10 pieces, please contact us to confirm the lead time.

Hook & Loop Tapes

Plain Back for Sewing

- R-TEX™ hook and loop is higher quality and value-priced.
- These items will fit our dispenser for rolled goods PR36.
- We can manufacture pre-cut lengths for a nominal fee. Call 800.343.4542 for details and minimums.
- UV Resistant.
- Available in 25 or 50 yard rolls.



White	Black	Beige	Width	Yards/Roll	Part	Pcs./Case
HT62/W	HT62/K	HT62/B	5/8"	25 yards	Hook	8
LT62/W	LT62/K	LT62/B	5/8"	25 yards	Loop	8
HT75/W	HT75/K	HT75/B	3/4"	25 yards	Hook	8
LT75/W	LT75/K	LT75/B	3/4"	25 yards	Loop	8
HT100/W	HT100/K	HT100/B	1"	25 yards	Hook	8
LT100/W	LT100/K	LT100/B	1"	25 yards	Loop	8
HT200/W	HT200/K	—	2"	25 yards	Hook	8
LT200/W	LT200/K	—	2"	25 yards	Loop	8

White	Black	Width	Yards/Roll	Part	Pcs./Case
HT62/W50	HT62/K50	5/8"	50 yards	Hook	4
LT62/W50	LT62/K50	5/8"	50 yards	Loop	4
HT75/W50	HT75/K50	3/4"	50 yards	Hook	4
LT75/W50	LT75/K50	3/4"	50 yards	Loop	4
HT100/W50	HT100/K50	1"	50 yards	Hook	4
LT100/W50	LT100/K50	1"	50 yards	Loop	4
HT200/W50	HT200/K50	2"	50 yards	Hook	4
LT200/W50	LT200/K50	2"	50 yards	Loop	4

Pressure Sensitive Adhesive Backed Hook & Loop

- Not recommended for sewing because it may gum up sewing needle.
- 25 yards per roll.

White	Black	Width	Yards/Roll	Part	Pcs./Case
HPS62/W	HPS62/K	5/8"	25 yards	Hook	8
LPS62/W	LPS62/K	5/8"	25 yards	Loop	8
HPS75/W	HPS75/K	3/4"	25 yards	Hook	8
LPS75/W	LPS75/K	3/4"	25 yards	Loop	8
HPS100/W	HPS100/K	1"	25 yards	Hook	8
LPS100/W	LPS100/K	1"	25 yards	Loop	8
HPS200/W	HPS200/K	2"	25 yards	Hook	8
LPS200/W	LPS200/K	2"	25 yards	Loop	8

The **AriA® Metal Hardware** line offers seven designer hardware collections providing a beautiful range of finial designs and a full line of coordinating accessories across two pole diameter options. The 1 1/8" diameter **Atelier**, **Artisan**, **Abode**, **French Returns** and **1 1/8" H-Rail** collections are designed to work seamlessly with each other allowing you to create customized mix-and-match decorative hardware designs and solutions. The larger 1 3/8" diameter **Antiquities** and **1 3/8" H-Rail** collections offer updated traditional finial designs in layered, multi-pass antiqued finishes with innovative functional accessories.



AriA®
Metal Hardware

Request a catalog at: AriAMetalHardware.com



WOOD HARDWARE

Coordinating Traverse solutions available in 5 Finestra® Wood Hardware furniture quality finishes.



Request a catalog at: FinestraWoodHardware.com



Custom Decorative Hardware



Finestra® Custom Decorative Hardware Traverse available in 25 hand painted finishes!

Request a catalog at: FinestraCustomHardware.com



2019 Commercial & Hospitality Product Catalog

CUSTOMER SERVICE HOURS

Monday - Friday 8am - 6pm ET

US & CANADA

phone: 800.343.4542

fax: 800.554.0407

OUTSIDE US & CANADA

phone: 704.866.0650

fax: 704.868.9787

ORDER ONLINE

RowleyCompany.com

Orders placed before 3:00pm ET
are shipped the same day.

Minimum order of \$20.00.

CONNECT WITH US

