



## ARCHITECTURAL TRACK SYSTEMS

RowleyCompany.com | 800.343.4542

# Table of Contents

## track systems & components

4003N & 4004 baton draw  
4001 cord draw  
additional components  
batons

**3 - 17**

3 - 9  
10 - 15  
15  
15 - 17

## drapery items

stiffener  
buckram  
lead drapery weights  
drapery pins

**17 - 20**

17  
18  
19  
20

## installation items

tools, screws & fasteners  
staplers & staples

**21 - 23**

21 - 22  
23

## grommets & rings

Grom-A-Link™  
metal grommets  
grommets & tools  
plastic grommets  
shower curtain rings

**24 - 28**

24  
25 - 26  
27  
27 - 28  
28

## shade systems & components

EZ Rig Shade System  
EZ Rise Cordless Roller Spring Shades  
EZ Rise Cordless Roman Spring Shades  
Sure-Shade™ Shade Components  
ribs & rods

**29 - 35**

29  
30 - 32  
33  
34  
35

## pillow items

polyester pillow inserts  
duvet inserts

**36 - 37**

36  
37

## tapes

hook & loop tapes

**37**

37

## workroom items

zippers & slides  
welt cord  
adhesive web

**38 - 40**

38 - 39  
40  
40

## upholstery items

nail items  
uv fabric marking pen

**41**

41  
41

## decorative drapery hardware

**42 - 43**



Sample available upon request



Custom solutions



Goggles recommended



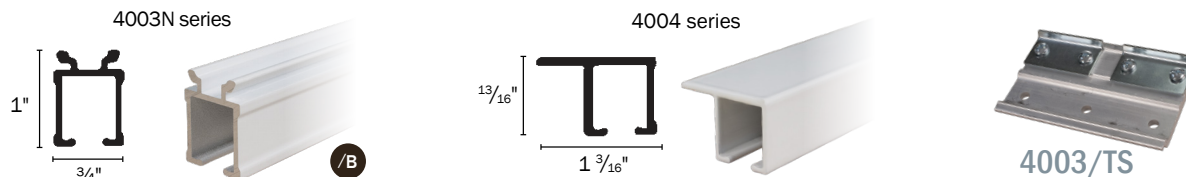
New product



Tutorial available online

## 4003N & 4004 Universal Tracks

- Easily cut with hack saw.
- White track, designed for baton draw system. Select lengths available in brown. Look for the Brown (/B) icon.
- 4003N can be ceiling or wall mounted. Requires mounting clips or brackets. Use 4003/TS splice to create longer track.
- 4004 can be mounted directly to ceiling without using clips or brackets.
- Tracks can be custom assembled. See Custom Solution Track Systems on page 9.
- Tracks over 8' ship via truck. Call 800.343.4542 for an estimate.



Item #	Kirsch	Description	Pieces/Case
4003N/8	94003	8' track, ceiling or wall mount	24
4003N/10	94003	10' track, ceiling or wall mount	24
4003N/12	94003	12' track, ceiling or wall mount	24
4003N/14	94003	14' track, ceiling or wall mount	24
4003N/16	94003	16' track, ceiling or wall mount	24
4003N/20	94003	20' track, ceiling or wall mount	24
4003/TS	94110	Track Splice for 4003N	1
4004/8	94004	8' track, ceiling mount	24
4004/10	94004	10' track, ceiling mount	24
4004/12	94004	12' track, ceiling mount	24
4004/14	94004	14' track, ceiling mount	24
4004/16	94004	16' track, ceiling mount	24

**Components available in brown. Look for the brown icon**



## Universal Brackets / Clips - only needed with 4003N Track

\* Components are white. Look for the brown icon for components available in brown and add /B to order.




Item #	Kirsch	Description	Pieces/Case
BT5333-BULK	3558 & 94140	Ceiling clip	400
BT5343-BULK	—	Double ceiling bracket. Drill one hole for double rod install. Front clip projection 5 - 6 1/2", rear 1 3/4 - 2 3/4".	300
BT5433-BULK	94132	2 1/2 - 3 1/2" projection bracket.	400
BT5443-BULK	—	Double wall bracket. Front projection 4 - 5 1/2", rear 2 - 3".	200
BT5444-BULK	—	Heavy duty double wall bracket. Front projection 5 - 6 1/4", rear 2 1/4" - 3 1/2".	200
BT5453/0-BULK	94128	Extra long bracket only. 5 7/8" projection. Ceiling clips not included.	200
BT5453-BULK	—	6" extra-long double wall bracket, provides extra clearance between draperies when traversing. Includes ceiling clips.	200
CP500-BULK	—	Allows for return on track hardware. 10 per pack.	500

# Baton Draw Track System Components






## Pinch Pleat

\* Components are white. Look for the brown icon  for components available in brown and add /B to order.

### Master Carriers


- Master carriers with 8 wheels add stability and reduce sag at overlap.
- Shoulder screw and baton adapter not included unless noted.
- Stiffener not required unless noted.



Item #	Kirsch	Description	Pieces/Case
BT3003L-BULK BT3003R-BULK	94134 94133	For exposed baton. Includes shoulder screw / washer, baton adapter & 8 wheels. BT3004 stiffener required. Specify left or right carrier.	200
BT3003L/S-BULK BT3003R/S-BULK	—	Overlap arms are made of stainless steel. Will not rust. For exposed baton. Includes shoulder screw / washer, baton adapter & 8 wheels. BT3004 stiffener required. Specify left or right carrier.	200
BT3004-BULK	—	Overlap stiffener for architectural tracks with brass grommet. Requires grommet setter for stiffener GSST to set.	1,000
BT3004/N-BULK	—	Overlap stiffener for architectural tracks with nickel plated brass grommet. Requires grommet setter for stiffener GSST to set.	1,000
BT3005L  BT3005R 	94113 94114	For hidden baton. 8 wheels. Specify left or right.	200
BT3006L-BULK BT3006R-BULK	94174 94173	Over the Top. Use baton with metal clip. For ceiling mount & rear track on double traverse. 8 wheels. Specify left or right.	200
BT3007L-BULK BT3007R-BULK	—	Wide overlap front baton. Ideal for room darkening panels. Includes shoulder screw / adapter.	200


Kirsch™ is a trademark of Newell Rubbermaid Inc.

### End Caps




Item #	Kirsch	Fits	Description	Pieces/Case
BT4003L-BULK BT4003R-BULK	94149 94148	Both	Return Extender, 2" slot max, serves as return bracket. Specify left or right.	600 600
BT4004	9683	Both	Metal end stop	2,000
BT4013-BULK	94141	4003N	End cap with friction carrier for drapery pin	1,200
BT4014-BULK	94142	Both	Universal end cap with friction carrier for drapery pin	1,200
BT4015L-BULK BT4015R-BULK	94137 94138	Both	Swing return plate with snap & hook mounting hole with carriers for drapery pin, specify left or right.	500 500
BT4333	91223	Both	Heavy duty lock slide	1,000

# Baton Draw Track System Components

Components available in brown.  
Look for the brown icon 

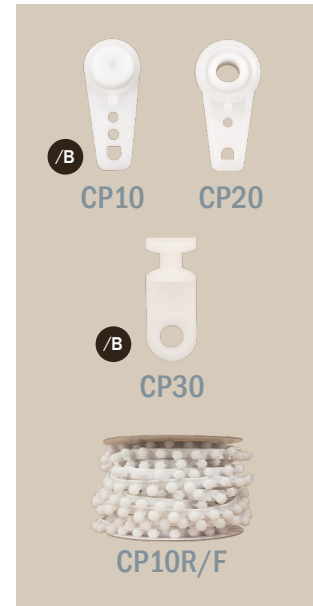


## Pinch Pleat

\* Components are white. Look for the brown icon  for components available in brown and add /B to order.


### Carriers

Item #	Kirsch	Description	Pieces/Case
CP10-BULK	—	Micro ball-bearing carrier. Slimmer than CP20 for closer stacking with 3 adjustment holes for drapery pins. 5/8" width top.	4,000
CP20-BULK	9670	Original ball-bearing carrier. Has 2 adjustment holes. 3/4" width top.	4,000
CP30-BULK	94170	Friction carrier with beveled top for snapping in after installation.	2,000



Item #	Kirsch	Description	Pieces/Case
CP10R/F	—	Micro ball-bearing carriers on speed loading line system. 500 carriers per roll. Foam strip is marked every 10 carriers. Patent pending.	4,000

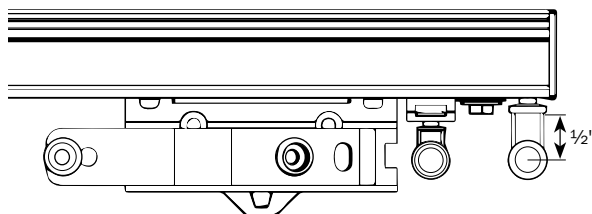
## Ripplefold

\* Components are white. Look for the brown icon  for components available in brown and add /B to order.

Short and long pendants available in Ripplefold end caps and carriers. Master carriers work with both short and long pendants.


### Short Pendants

- Pendant drop - 1/2".
- Recommended for standard installations including for use with **Aria® h-rail traverse kits**.
- Short carriers align with master carriers.
- Snap tape should be sewn on no more than 1/8" from top edge of the drapery.



### Long Pendants

- Pendant drop - 5/8".
- Option for use in high traffic **commercial installations** to minimize friction at the top of the drapery.



# Baton Draw Track System Components




Components available in brown.

Look for the brown icon 



## Ripplefold


\* Components are white. Look for the brown icon  for components available in brown and add /B to order.

### Master Carriers

- Shoulder screw and baton adapter not included unless noted.
- Stiffener not required unless noted.



BT3123R





BT3124/N



BT3125R




BT3126R

Item #	Kirsch	Description	Pieces/Case
BT3123L-BULK BT3123R-BULK	94136 94135	For exposed baton Ripplefold systems. Includes shoulder screw, baton adapter & 6 wheels. BT3124 stiffener required. Specify left or right carrier.	200 200
BT3124-BULK	—	Small stiffener for Ripplefold draperies with brass grommet. Requires grommet setter for stiffener GSST to set.	1,000
BT3124/N-BULK	—	Small stiffener for Ripplefold draperies with nickel plated brass grommet. Requires grommet setter for stiffener GSST to set.	1,000
BT3125L  BT3125R 	—	For hidden baton Ripplefold master carrier. 6 wheels. Specify left or right.	200 200
BT3126L BT3126R	94159 94158	Plastic master carrier for Accordion / Ripplefold System. Specify left or right.	200 200





## Butt Master Carrier


- Allows fold to butt together at the center of a center draw, creating no overlap.
- Three snaps securely affix fabric to Butt Master.
- Space between snaps, for the front fold, is consistent with all other folds.
- Use for residential applications where an overlap is not needed. Can be used with all drapery hardware traverse systems.



BT3600R

Item #	Kirsch	Description	Pieces/Case
BT3600L  BT3600R 	—	Butt Master carrier. Specify left or right	200

## Ripplefold

\* Components are white. Look for the brown icon  for components available in brown and add /B to order.

### End Caps with Short Pendants



BT4123




BT4124




BT4125R

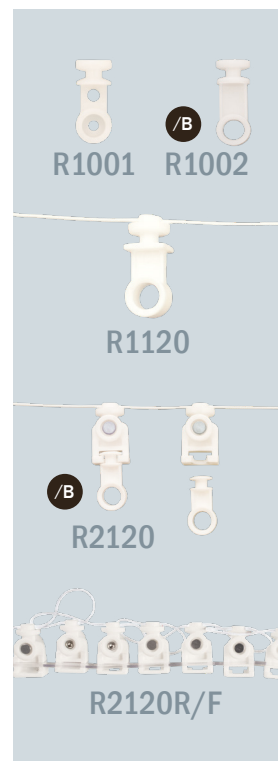


BT4333





Item #	Kirsch	Fits	Description	Pieces/Case
BT4123 	—	4003N	End cap with short Ripplefold pendants	1,000
BT4124	—	Both	Universal end cap with short Ripplefold pendant	1,000
BT4125L BT4125R	—	Both	Universal end cap with swing return plate and short Ripplefold pendant. Specify left or right.	500
BT4333	91223	4003N	Heavy duty lock slide	1,000

### Short Pendants for End Caps

Item #	Kirsch	Description - 10 Pieces per Pack	Pieces/Case
R1001	92121	End carrier for Ripplefold friction carriers	2,000
R1002 	—	Short pendant for Ripplefold roller end cap	2,000



### Carriers with Short Pendants by Roll

Item #	Kirsch	Description	Spacing / Fullness	Pieces/Case
R1120/	92140	Ripplefold friction carriers, 166 carriers per partial roll, 500 carriers per full roll	1 7/8" spacing, 120% fullness	500
R1100/	92141		2 1/8" spacing, 100% fullness	500
R1080/	92142		2 3/8" spacing, 80% fullness	500
R1060/	92143		2 5/8" spacing, 60% fullness	500
R2120/ 	—	Ripplefold roller carriers with detachable pendants, 166 carriers per partial roll, 500 carriers per full roll	1 7/8" spacing, 120% fullness	500
R2100/ 	—		2 1/8" spacing, 100% fullness	500
R2080/ 	—		2 3/8" spacing, 80% fullness	500
R2060/ 	—		2 5/8" spacing, 60% fullness	500
R2120R/	—	Ripplefold roller carriers on speed loading line system, 166 carriers per partial roll, 500 carriers per full roll. Foam strip is marked every 10 carriers. Patent pending.	1 7/8" spacing, 120% fullness	500
R2100R/	—		2 1/8" spacing, 100% fullness	500
R2080R/	—		2 3/8" spacing, 80% fullness	500
R2060R/	—		2 5/8" spacing, 60% fullness	500

Partial Roll - P, Full Roll - F

### Carriers with Short Pendants by Pack

Item #	Kirsch	Description	Pieces/Case
R2050-BULK	—	Short replacement pendant for Ripplefold or Accordion roller carriers.	500
R2051	—	Replacement body for Ripplefold or Accordion roller carriers.	500
R2052	—	Short complete roller carrier accepts male accordion snap from either side.	500



# Baton Draw Track System Components



## Ripplefold

\*Long Pendant components only available in White.

### End Caps with Long Pendants



BT4223



BT4224



BT4225R



BT4333

Item #	Kirsch	Fits	Description	Pieces/Case
BT4223-BULK	—	4003N	End cap with roller Ripplefold carrier	1,200
BT4224-BULK	—	Both	Universal end cap with roller Ripplefold carrier	1,200
BT4225L-BULK BT4225R-BULK	—	Both	Swing return plate with snap & hook mounting hole with roller Ripplefold carrier. Specify left or right.	500 500
BT4333	91223	4003N	Heavy duty lock slide	1,000



### Long Pendants for End Caps

Item #	Kirsch	Description - 10 Pieces per Pack	Pieces/Case
R2001	—	End carrier for roller carriers	2,000

### Carriers with Long Pendants by Roll

Item #	Kirsch	Description	Spacing / Fullness	Pieces/Case
R3120/	—	Ripplefold roller carriers with detachable pendants, 166 carriers per partial roll, 500 carriers per full roll	1 7/8" spacing, 120% fullness	500
R3100/	—		2 1/8" spacing, 100% fullness	500
R3080/	—		2 3/8" spacing, 80% fullness	500
R3060/	—		2 5/8" spacing, 60% fullness	500

Partial Roll - P, Full Roll - F

### Carriers with Long Pendants by Pack

Item #	Kirsch	Description - 10 Pieces per Pack	Pieces/Case
R2051	—	Replacement body for Ripplefold or Accordion roller carriers.	500
R3050-BULK	—	Long replacement pendant for Ripplefold or Accordion roller carriers.	500
R3052	—	Long complete roller carrier accepts male accordion snap from either side.	500

## Ripplefold Carrier Snap Tool

- Use to quickly and easily snap Ripplefold drapery onto carriers.
- Ergonomic handle improves grip.
- Color may vary.



Item #	Pieces/Case
MH21	1




# Baton Draw Track System Components

## Ripplefold Tape

- Made of Polyester.
- Nickel plated brass snaps do not rust.
- Orange thread fits R-TRAC components sold on previous pages.
- Fits R-TRAC and Kirsch carriers, more tapes available on RowleyCompany.com.
- Approximately 100 yards per full roll.



Item #	Description	Thread Color	Ripple Spacing	Pieces/Case
ST40/O	Ripplefold Tape	Orange	4 ¼	12


 Warning: Carriers can vary by manufacturer. Check snap tape with carriers before sewing.

## Clear Ripplefold Snap Tape

- Polyester translucent Ripplefold tape.
- Nickel plated brass snaps do not rust.
- Same dimensions as ST40/O; fits R-TRAC and Kirsch®.
- Due to the difference in carriers of various brands, verify the compatibility with the carriers you are working with.



Item #	Spacing	Approximate Yards per Roll	Pieces/Case
ST40/C	4 ¼"	100 yds.	12

 Warning: Carriers can vary by manufacturer. Check snap tape with carriers before sewing.

## 4003N Ceiling or Wall Mount Track System

- Save yourself valuable time, let our trained staff assemble your made-to-order 4003N ceiling or wall mount track system.
- This custom solution includes track, fiberglass baton, master carrier(s), carriers, end caps, bracket(s), labor and packaging.
- The system ships to you fully assembled for your fabric to be attached.
- Baton draw, pinch pleat or Ripplefold.
- Ceiling or wall mount.
- Call 800.343.4542 for details.

*custom solutions*

Ships in 5 business days. For orders over 10 pieces, please contact us to confirm the lead time.

## 4004 Ceiling Mount Track System

- Save yourself valuable time, let our trained staff assemble your made-to-order 4004 ceiling mount track system.
- This custom solution includes track, fiberglass baton, master carrier(s), carriers, end caps, labor and packaging.
- The system ships to you fully assembled for your fabric to be attached.
- Baton draw, pinch pleat or Ripplefold.
- Ceiling mount.
- Call 800.343.4542 for details.

*custom solutions*

Ships in 5 business days. For orders over 10 pieces, please contact us to confirm the lead time.

# 4001 Cord Draw Track System Components



Components available in brown.  
Look for the brown icon



**⚠️ WARNING**

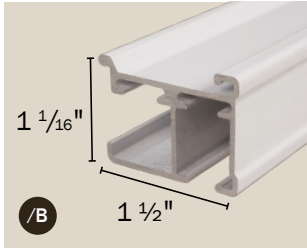
The cords on this product present a potential strangulation hazard.

For child safety, consider cordless alternatives or products with inaccessible cords.

**⚠️ ADVERTENCIA**


Las cuerdas de este producto presentan un potencial peligro de estrangulación.

Para la protección del niño, considere alternativas sin cuerdas o productos que contengan cuerdas inaccesibles.



## Track

- White or Brown track, designed for cord draw system.
- Can be ceiling or wall mounted. Requires use of mounting clips or brackets. Use 4001/TS splice to create longer track.
- Tracks can be custom assembled. See Custom Solutions: 4001 Cord Draw Track System on page 14.
- Lengths 12' and over must ship by truck; call 1.800.343.4542 for an estimate.



4001/TS

Item #	Kirsch	Description	Pieces/Case
4001/8	94001	8' length track, ceiling or wall mount	12
4001/12	94001	12' length track, ceiling or wall mount	12
4001/16	94001	16' length track, ceiling or wall mount	12
4001/TS	94109	Track Splice for 4001	1

## Brackets / Clips

\* Components are white. Look for the brown icon for components available in brown and add /B to order.



CD533



CD543



CD544



CD545



CP500

Item #	Kirsch	Description	Pieces/Case
CD533	94130	Ceiling clip	200
CD543	94122	Heavy duty wall bracket. Projection 3 1/4"	100
CD544	—	Heavy duty double wall bracket with ceiling clips, proj. rear 2 1/2- 4 1/2", front 5 1/2- 7"	100
CD545	—	Triple wall bracket, ceiling clips not included. 3/4" bolts and hex nuts included. Heavy duty extruded aluminum.	100
CP500	—	Allows for return on track hardware. 10 per pack.	500

## Pinch Pleat

\* Components are white. Look for the brown icon for components available in brown and add /B to order.



CD3300R

### Master Carriers

Item #	Kirsch	Description	Pieces/Case
CD3300L	94104	Master carrier, left, 6 wheels	200
CD3300R	94103	Master carrier, right, 6 wheels	200

Kirsch™ is a trademark of Newell Rubbermaid Inc.

## Pinch Pleat

\* Components are white. Look for the brown icon for components available in brown and add /B to order.

### End Pulleys

Item #	Kirsch	Description	Pieces/Case
CD4301L	—	End pulley, left	200
CD4301R	—	End pulley, right	200

### Carriers

Item #	Kirsch	Description	Pieces/Case
CP10-BULK	—	Micro ball-bearing carrier. Slimmer than CP20 for closer stacking with 3 adjustment holes for drapery pins. $\frac{5}{8}$ " width top.	4,000
CP20-BULK	9670	Original ball-bearing carrier. Has 2 adjustment holes. $\frac{3}{4}$ " width top.	4,000

Item #	Kirsch	Description	Pieces/Case
CP10R/F	—	Micro ball-bearing carriers on speed loading line system. 500 carriers per roll. Foam strip is marked every 10 carriers. Patent pending.	4,000



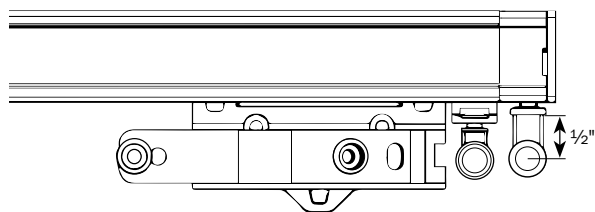
## Ripplefold

\* Components are white. Look for the brown icon for components available in brown and add /B to order.

Short and long pendants available in Ripplefold end pulleys and carriers. Master carriers work with both short and long pendants.

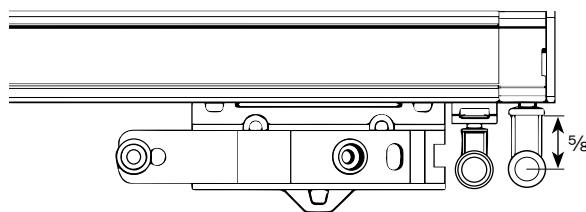
### Short Pendants

- Pendant drop -  $\frac{1}{2}$ ".
- Recommended for standard installations.
- Short carriers align with master carriers.
- Snap tape should be sewn on no more than  $\frac{1}{8}$ " from top edge of the drapery.



### Long Pendants

- Pendant drop -  $\frac{5}{8}$ ".
- Option for use in high traffic **commercial installations** to minimize friction at the top of the drapery.




### Master Carriers

Item #	Kirsch	Description	Pieces/Case
CD3412L	—	Master carrier, left, 6 wheels	200
CD3412R	—	Master carrier, right, 6 wheels	200



# 4001 Cord Draw Track System Components


## Ripplefold



\*Components are white. Look for the brown icon  for components available in brown and add /B to order.



## Butt Master Carrier

- Allows fold to butt together at the center of a center draw, creating no overlap.
- Three snaps securely affix fabric to Butt Master.
- Space between snaps, for the front fold, is consistent with all other folds.
- Use for residential applications where an overlap is not needed. Can be used with all drapery hardware traverse systems.




Item #	Kirsch	Description	Pieces/Case
CD3600L 	—	Butt Master carrier, left	200
CD3600R 	—	or right	200

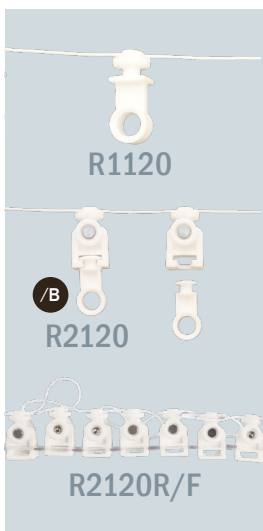


### End Pulleys with Short Pendants





Item #	Kirsch	Description	Pieces/Case
CD4122L 	—	End Pulley with Short Ripplefold Pendant, Left	200
CD4122R 	—	End Pulley with Short Ripplefold Pendant, Right	200

### Short Pendants for End Pulleys

Item #	Kirsch	Description	Pieces/Case
R1001	92121	End carrier for Ripplefold friction carriers	2,000
R1002 	—	Short pendant for Ripplefold roller end pulley	2,000



### Carriers with Short Pendants by Roll

Item #	Kirsch	Description	Spacing / Fullness	Pieces/Case
R1120/	92140	Ripplefold friction carriers, 166 carriers per partial roll, 500 carriers per full roll.	1 7/8" spacing, 120% fullness	500
R1100/	92141		2 1/8" spacing, 100% fullness	500
R1080/	92142		2 3/8" spacing, 80% fullness	500
R1060/	92143		2 5/8" spacing, 60% fullness	500
R2120/ 	—	Ripplefold roller carriers with detachable pendants, 166 carriers per partial roll, 500 carriers per full roll.	1 7/8" spacing, 120% fullness	500
R2100/ 	—		2 1/8" spacing, 100% fullness	500
R2080/ 	—		2 3/8" spacing, 80% fullness	500
R2060/ 	—		2 5/8" spacing, 60% fullness	500
R2120R/	—	Ripplefold roller carriers on speed loading line system, 166 carriers per partial roll, 500 carriers per full roll. Foam strip is marked every 10 carriers. Patent pending.	1 7/8" spacing, 120% fullness	500
R2100R/	—		2 1/8" spacing, 100% fullness	500
R2080R/	—		2 3/8" spacing, 80% fullness	500
R2060R/	—		2 5/8" spacing, 60% fullness	500


Partial Roll - P Full Roll - F

## Ripplefold

\* Components are white. Look for the brown icon for components available in brown and add /B to order.

### Carriers with Short Pendants by Pack

Item #	Kirsch	Description	Pieces/Case
R2050-BULK	—	Short replacement pendant for Ripplefold or Accordion roller carriers.	500
R2051	—	Replacement body for Ripplefold or Accordion roller carriers.	500
R2052	—	Short complete roller carrier accepts male accordion snap from either side.	500



### End Pulleys with Long Pendants

Item #	Kirsch	Description	Pieces/Case
CD4422L	—	End pulley, includes R2001, left	200
CD4422R	—	End pulley, includes R2001, right	200



### Long Pendants for End Pulleys

Item #	Kirsch	Description - 10 Pieces per Pack	Pieces/Case
R1001	92121	End carrier for friction carriers	2,000
R2001	—	End carrier for roller carriers	2,000



### Carriers with Long Pendants by Roll

Item #	Kirsch	Description	Spacing / Fullness	Pieces/Case
R3120/	—	Ripplefold roller carriers with detachable pendants, 166 carriers per partial roll, 500 carriers per full roll.	1 7/8" spacing, 120% fullness	500
R3100/	—		2 1/8" spacing, 100% fullness	500
R3080/	—		2 3/8" spacing, 80% fullness	500
R3060/	—		2 5/8" spacing, 60% fullness	500

Partial Roll - P Full Roll - F



### Carriers with Long Pendants by Pack

Item #	Kirsch	Description	Pieces/Case
R2051	—	Replacement body for Ripplefold or Accordion roller carriers.	500
R3050-BULK	—	Long replacement pendant for Ripplefold or Accordion roller carriers.	500
R3052	—	Long complete roller carrier accepts male accordion snap from either side.	500



## Ripplefold Carrier Snap Tool

- Use to quickly and easily snap Ripplefold drapery onto carriers.
- Ergonomic handle improves grip.
- Color may vary.



Item #	Pieces/Case
MH21	1


# 4001 Cord Draw Track System Components

## Ripplefold Tape

- Made of Polyester.
- Nickel plated brass snaps do not rust.
- Orange thread fits R-TRAC components sold on previous pages.
- Fits R-TRAC and Kirsch carriers, more tapes available on RowleyCompany.com.
- Approximately 100 yards per full roll.



Item #	Description	Thread Color	Ripple Spacing	Pieces/Case
ST40/O	Ripplefold Tape	Orange	4 ¼	12


 Warning: Carriers can vary by manufacturer. Check snap tape with carriers before sewing.

## Clear Ripplefold Snap Tape

- Polyester translucent Ripplefold tape.
- Nickel plated brass snaps do not rust.
- Same dimensions as ST40/O; fits R-TRAC and Kirsch®.
- Due to the difference in carriers of various brands, verify the compatibility with the carriers you are working with.



Item #	Spacing	Approximate Yards per Roll	Pieces/Case
ST40/C	4 ¼"	100 yds.	12

 Warning: Carriers can vary by manufacturer. Check snap tape with carriers before sewing.

## 4001 Cord Draw Track System *custom solutions*

- Save yourself valuable time, let our trained staff assemble your made-to-order 4001 cord draw system.
- This custom solution includes track, master carrier(s), end pulleys, return bracket(s), carriers, drive tension device, cord, warning tag, labor and packaging.
- This system ships to you fully assembled for your drapery to be attached.
- Pinch pleat or Ripplefold.
- Ceiling or wall mount.
- Call 800.343.4542 for details.

**Ships in 5 business days. For orders over 10 pieces, please contact us to confirm the lead time.**

## Sure-Shade™ Universal Drive Tension Device

- Universal design compatible with continuous cord loops and bead chain loops, even works with chain loop connector.
- Complies with ANSI 2012 shade safety standards. Required on shades, traversing panels and any window treatment with a drive cord or chain loop.
- Must be installed correctly or renders shade partially inoperable.
- Includes inside and outside mount bracket, instructions and necessary screws.
- Warning tag ANS16 must be attached to each device and is sold separately.
- Independently tested and approved.
- Patent pending.




Item #	Pieces/Case
CT70/-BULK	100

 Note: Due to printing processes, colors shown may vary slightly.

## Traverse Rod Cording

- Specially knit for less stretch and friction.
- Polyester casing with a waxed fiberglass inner core. Size #3 1/2.
- Resists effects of ultraviolet light.
- Traverse Rod Cording has 123 lb. tensile strength.



**⚠ Note:** Due to printing processes, colors shown may vary slightly.

Item #	Color	Length	Pieces/Case
LC32/100	White	100 yards	4
LC32/500	White	500 yards	1
LC32/1000	White	1,000 yards	1
LC34/100	Gold	100 yards	4
LC34/500	Gold	500 yards	1
LC36/100	Brown	100 yards	4
LC36/500	Brown	500 yards	1

## Finestra® Wood Hardware Fiberglass Batons

- Available in 3 lengths: 36", 48" and 60".
- Baton is 3/8" diameter and handle length of 4 1/2".

### Available colors

(from left to right):

Espresso - ES

Mahogany - MA

Walnut - WA

Pecan - PE

Antique White - AW

Item #	Attachment	Length
FSW312A/	Plastic	36"
FSW312S/	Stainless	36"
FSW314A/	Plastic	48"
FSW314S/	Stainless	48"
FSW316A/	Plastic	60"
FSW316S/	Stainless	60"



# Batons

## Rust-Proof Fiberglass Batons

- Strong baton, 3/8" diameter, off-white, cap on bottom protects fabric.
- Fiberglass construction and stainless steel components will not rust or corrode.
- Option of plastic attachment or stainless steel clip.



Item #	Attachment	Length	Pieces/Case
BA80A	Plastic	24"	100
BA80S	Stainless	24"	100
BA81A	Plastic	30"	100
BA81S	Stainless	30"	100
BA82A	Plastic	36"	100
BA82S	Stainless	36"	100
BA84A	Plastic	48"	100
BA84S	Stainless	48"	100
BA86A	Plastic	60"	100
BA86S	Stainless	60"	100
BA88A	Plastic	72"	100
BA88S	Stainless	72"	100

## AriA<sup>®</sup> Metal Batons

- Available in 3 lengths: 36", 48" and 60".
- Baton is 3/8" diameter and handle length of 4 3/4".
- Option of plastic attachment or stainless steel clip.




**Available colors**  
(from left to right):  
 Brushed Nickel - BN  
 Satin Nickel - SN  
 Brushed Black Nickel - BBN  
 \*Brushed Brass - BB  
 Antique Brass - AB  
 \*Antique Copper - AC  
 Oil Rubbed Bronze - ORB  
 Brushed Bronze - BZ  
 Matte Black - MK  
 Antique Pewter - AP  
 Iron Copper - IC  
 Satin Black - SK  
 \* Only available with steel clip.

Item #	Attachment	Length
FM312A/	Plastic	36"
FM312S/	Stainless	36"
FM314A/	Plastic	48"
FM314S/	Stainless	48"
FM316A/	Plastic	60"
FM316S/	Stainless	60"

## Clear Batons

- Smooth, UV-stable acrylic. 1/2" diameter.
- Less conspicuous than other batons.
- Two attachment choices: plastic or stainless steel clip.
- Stainless steel components will not rust. Great for use with fire-retardant treated fabrics.



Item #	Attachment	Length	Pieces/Case
BA70A	Plastic	24"	100
BA70S	Stainless	24"	100
BA71A	Plastic	30"	100
BA71S	Stainless	30"	100
BA72A	Plastic	36"	100
BA72S	Stainless	36"	100
BA73A	Plastic	48"	100
BA73S	Stainless	48"	100
BA74A	Plastic	60"	100
BA74S	Stainless	60"	100
BA75A	Plastic	72"	100
BA75S	Stainless	72"	100

## Clear Fluted Batons

- Rust-proof, UV-stable acrylic baton with stainless steel snap or plastic attachment.
- Great for use with fire-retardant treated fabric.
- 1/2" diameter.



Item #	Attachment	Length	Pieces/Case
BA72FA	Plastic	36"	100
BA72FS	Stainless	36"	100
BA73FA	Plastic	48"	100
BA73FS	Stainless	48"	100
BA75FA	Plastic	72"	100
BA75FS	Stainless	72"	100



# Batons

## Handicap Clear Batons

Item #	Attachment	Length	Pieces/Case
BA79A	Plastic	48"	25
BA79S	Stainless	48"	25
BA78A	Plastic	60"	25
BA78S	Stainless	60"	25
BA77A	Plastic	72"	25
BA77S	Stainless	72"	25

- 4" looped end for easy access.
- ADA compliant.



Plastic Attachment



Stainless Steel Attachment



## Handicap Fiberglass Batons

Item #	Length	Pieces/Case
BA90A	48"	25
BA91A	60"	25
BA92A	72"	25

- Fiberglass provides a sturdier baton.
- 4" looped end for easy access.
- ADA compliant.



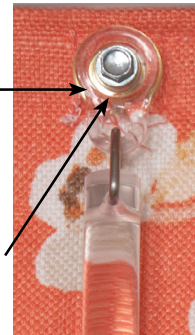
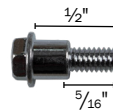
Plastic Attachment



## Baton Front Adapter Ring & Shoulder Screws

- Attaches to front of drapery with shoulder screw, through fabric and fastens to master carrier on architectural tracks only.
- Not needed when baton is attached to back of drapery.

Item #	Description	Pieces/Case
BA10	Adapter ring	100
BA11	Shoulder screw for BA10, BT3004 and BT3124	100
BA11/S	Stainless steel shoulder screw for BA10, BT3004 and BT3124	100




Front-side of Overlap


# Stiffener

## Overlap Stiffener for Architectural Tracks

- 3 holes and 3 tongues for adjusting position.
- Easy to sew through.
- No trimming required.
- Includes grommet.
- Requires grommet setter for stiffener GSST to set.
- Requires shoulder screw BA11 shown above if not using master carrier.



BT3004



BT3004/N

Item #	Grommet	Pieces/Case
BT3004-BULK	Brass grommet	1,000
BT3004/N-BULK	Nickel plated brass grommet	1,000

## Small Stiffener for Ripplefold Draperies

- Features sewing holes.
- Includes grommet.
- Requires grommet setter for stiffener GSST to set.
- Requires shoulder screw BA11 shown above if not using master carrier.



BT3124



BT3124/N

Item #	Grommet	Pieces/Case
BT3124-BULK	Brass grommet	1,000
BT3124/N-BULK	Nickel plated brass grommet	1,000

## Non-Woven Permanent Drapery Buckram

- Washable and dry cleanable.
- All buckrams under 40" wide will fit our dispenser for rolled goods PR36.
- 100 yards per roll.

Item #	Weight Type	Width	Style	Pieces/Case
BN34	Standard	4"	Sew-On	20
BN38	Standard	4"	Iron-On	20

## Polyester Permanent Drapery Buckram

- Washable and dry cleanable. No shrinkage after cleaning and pleats stay firm.
- 100% polyester. Snow white color.
- Easier to sew than traditional non-woven buckrams.
- Won't heat up sewing machine needles like other buckrams can.
- Light weight is suitable for sheers and light weight fabrics.
- Standard weight is 33% heavier than light weight, suitable for medium weight fabrics.
- Heavy weight is 30% heavier than standard weight, suitable for velvets and heavy weight fabrics.
- All weights are available in both sew-on and iron-on styles.
- Iron-on has adhesive on one entire side.
- 100 yards per roll.



### Sew-On and Iron-On Buckram

Item #	Weight Type	Width	Style	Pieces/Case
BXS24	Light	4"	Sew-On	20
BXS34	Standard	4"	Sew-On	20
BXA24	Light	4"	Iron-On	20
BXA34	Standard	4"	Iron-On	20

### Pressure-Sensitive Buckram

- Standard weight.
- 4" width.
- Speeds production by adhering position on header and minimizing shifting during folding.

Item #	Material Type	PSA Edge	Width	Pieces/Case
BXP34/B	100% Polyester	Bottom	4"	20
BXP34/T	100% Polyester	Top	4"	20
BNP34/B	Poly/Cellulose Blend	Bottom	4"	20
BNP34/T	Poly/Cellulose Blend	Top	4"	20
BNP34/BT	Poly/Cellulose Blend	Both	4"	20

### Pressure-Sensitive Adhesive Tape

- 3/8" wide tape with 1/2" release paper.
- Ideal for applying to buckram yourself.
- Secures position on panels.
- 1,093 yards per roll.

Item #	Pieces/Case
PSA912/K	20



## Sausage Bead Weight - Fabric Covered

- Use as weighted welt cording.
- Khaki color (LW80/KH, LW80/KH200).
- Use LW80 in Euro Hems.




Item #	Size	Yards per Roll	Rolls/Case
LW79	3/32"	100	4
LW80	4/32"	100	4
LW80/200	4/32"	200	4
LW80/KH	4/32"	100	4
LW80/KH200	4/32"	200	4

Approximate Sizes Shown



## Square

Item #	Finish	Size	Pieces/Case
LW62	white, painted	1" x 1" (approx. wt. 1/2 oz.)	2,000



## Plastic Covered with Tab

Item #	Size	Pieces/Case
LW54	5/8" x 7/8" (approx. wt. 1/3 oz.)	2,000
LW56	7/8" x 7/8" (approx. wt. 1/2 oz.)	2,000




**Save valuable time and money.**  
 Let **Rowley Custom Solutions** do the work for you!



### Rowley creates made-to-order architectural track systems.

Our trained staff uses your specifications, cuts track and assembles the system to order. You simply sew the drapery panel and attach to the hardware. The system ships to you fully assembled for your drapery to be attached.

**Ships in 5 business days. For orders over 10 pieces, please contact us to confirm the lead time.**



**Look for the Custom Solutions Icon.**



# Drapery Pins

## Pinsetter



- Set the adjustable guide and place every pin exactly where you want it.
  - Allows 0" pinsetting when hanging a drapery below the rod.
  - Continuous tension band spring reduces jamming.
  - Easy, fast and accurate.
  - Replacement parts available. Call 800.343.4542 for details.
- Note: If our pins will not fit a pinsetter you now have, we will exchange one of our pinsetters for yours at no charge.

Item #	Pieces/Case
PS10/D	1

## Drapery Pins On Strips



Actual Size

- Designed to make your pleats stand straighter.
- Pins on strips, ready to load into our PS10/D pinsetter above.
- Heavy duty pins are a thicker gauge plated zinc than regular duty pins.
- Although pins on strips are more expensive than bulk pins, the total cost of pinning a drapery is less due to time savings.


Item #	Description	Pieces/Case
DPHD	Heavy Duty	5,000
DPRD	Regular Duty	5,000
DPSS	Stainless Steel for flame proof treated fabrics	5,000

## Drapery Pins - Bulk Only

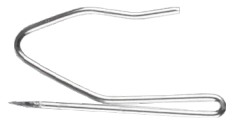
- Not on strips, will not fit pinsetter.



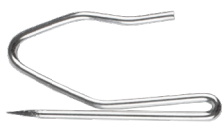
DP50




DP52



DP53



DP54



DP66

Item #	Description	Pieces/Case
DP50	Light Duty	10,000
DP52	Light Duty	10,000
DP53	Regular Duty	10,000
DP54	Heavy Duty	10,000

### For flame proof treated fabrics

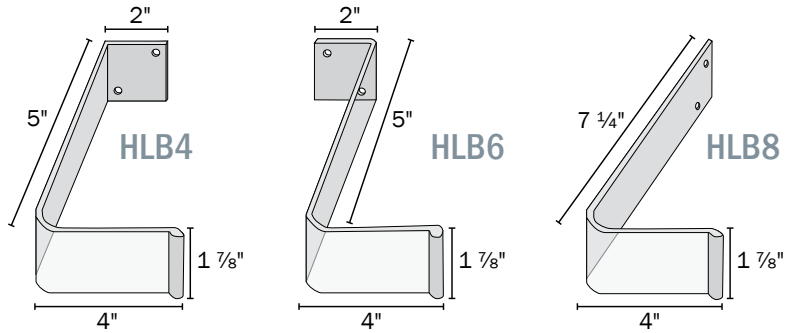
Item #	Description	Pieces/Case
DP66	Heavy Duty Stainless Steel	10,000

# Tools, Screws & Fasteners

## Holdbacks and Retainers

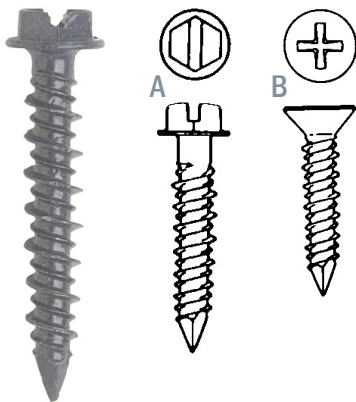
- Ideal for vertical blinds and draperies to prevent them from being swept into a window or door.
- Well suited for hotel, commercial or institutional uses.
- All holdbacks are universal and can be used on the left or right.
- Made of clear, durable, high-tech impact resistant resin.

Item #	Description	Length	Pieces/Case
HLB4	Standard	5"	10
HLB4/L	Long	10"	10
HLB6	Standard	5"	10
HLB6/L	Long	10"	10
HLB8	Standard	7 ¼"	10
HLB8/L	Long	12 ¼"	10



## Fasteners For Concrete

- A screw that cuts threads in the wall of a 5/32" hole pre-drilled in concrete. Gives positive fastening in ceilings and walls. Can be unscrewed and re-inserted. Saves time, requires a smaller hole than plugs.
- Can be used in concrete, brick, mortar, stone and concrete block.
- Because these screws cut a thread in the masonry instead of applying pressure, there is less danger of breaking the concrete when you are near the edge of the window opening.
- Screws are available with slotted hex washer head and Phillips flat head. Thread diameter is 3/16".
- Use a dust catcher DB12 to minimize mess made by drilling into masonry.
- In determining screw length, you need 1" to 1 1/4" of the screw in the masonry and a hammer drill or rotary hammer drill must be used.
- Drill bits are sold separately.



A Slotted hex washer head  
B Phillips flat head

### Hex Head

Item #	Color	Length
CF10/B	Blue	1 ¼"
CF10/W	White	1 ¼"
CF15/B	Blue	1 ¾"
CF15/W	White	1 ¾"
CF20/B	Blue	2 ¼"
CF20/W	White	2 ¼"
CF25/B	Blue	2 ¾"
CF25/W	White	2 ¾"
CF30/B	Blue	3 ¼"
CF30/W	White	3 ¼"
CF35/B	Blue	3 ¾"
CF35/W	White	3 ¾"

### Phillips Head

Item #	Color	Length
PCF10/B	Blue	1 ¼"
PCF15/B	Blue	1 ¾"
PCF20/B	Blue	2 ¼"
PCF25/B	Blue	2 ¾"

# Tools, Screws & Fasteners

## Carbide Tip Drill Bits - 5/32"



Drill hole 1" deeper than screw length.


Item #	Drill Bits for Conventional Hammer Drill - CC10
DB35	3 1/2" long for 1 1/4" & 1 3/4" screws
DB45	4 1/2" long for 2 1/4" & 2 3/4" screws
DB46	5 1/2" long for 3 1/4" & 3 3/4" screws

## SDS Carbide Tip Drill Bits



Item #	Drill Bits for Rotary Hammer - CC11
DB55	5" long for 1 1/4" & 1 3/4" screws
DB57	7" long for 2 1/4" & 2 3/4" screws

## Angle Irons

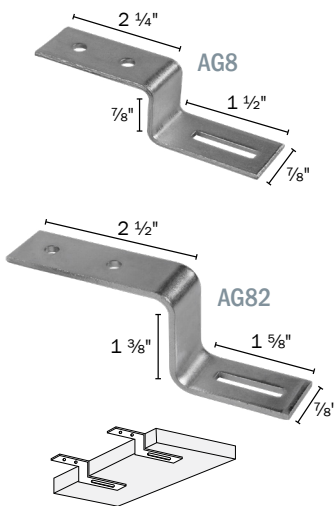


- Screws not included.
- See our installation book PIB.

### Standard Angle Irons

Item #	Color	Size	# of holes per leg	Pieces/Case
AG30	Zinc	3" x 3" x 7/8"	2	100
AG30/W	White	3" x 3" x 7/8"	2	100
AG40	Zinc	4" x 4" x 7/8"	2	100
AG40/W	White	4" x 4" x 7/8"	2	100
AG50	Zinc	5" x 5" x 1"	3	100
AG50/W	White	5" x 5" x 1"	3	100
AG68	Zinc	6" x 8" x 1"	3 & 4	100
AG68/W	White	6" x 8" x 1"	3 & 4	100

## Z-Brackets



- For ceiling mounted boards.
- Can be used as a quick way to install a valance in hotels, hospitals and commercial jobs.

Item #	Color	Height	Pieces/Case
AG8	Zinc	7/8"	100
AG8/W	White	7/8"	100
AG82	Zinc	1 3/8"	100
AG82/W	White	1 3/8"	100

## Mending Plates

- All sizes have 4 holes.
- For joining 2 pieces of wood, such as dustboards.
- For joining plywood and fascia board, see our wood joiners WJ20.



Item #	Color	Size	Pieces/Case
MP30	Zinc	3" x 3/4"	50
MP30/W	White	3" x 3/4"	50
MP40	Zinc	4" x 7/8"	50
MP40/W	White	4" x 7/8"	50
MP50	Zinc	5" x 1"	50
MP50/W	White	5" x 1"	50

# Staplers & Staples

## Upholstery Air Staplers

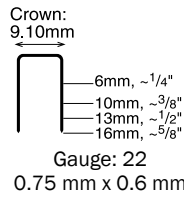
- Light weight (approximately 2.15 lbs.) for easy handling.
- Quick release magazine latch for fast staple loading.
- Holds 160 staples ¼" to 5/8" long, 22 gauge fine-wire, upholstery galvanized or stainless steel.
- Long nose stapler has 1 7/8" long nose to reach into corners of cornice boards and other tight spaces.
- Operating air pressure is 80~90 psi. Air hose not included.
- Overall approximate dimensions: 8 ½" × 8" × 1 ¾".
- Storage case included. 90 day parts and labor warranty.
- Use with 71 Series staples below.



Item #	Description
NSG10	Long Nose Upholstery Air Stapler
NS11	Short Nose Upholstery Air Stapler

## 71 Series Staples

- For upholstery electric stapler and air stapler.
- 22 gauge, approximately 3/8" crown, fine-wire staples, good for upholstery applications.
- Chisel points. High tensile strength.
- Fits our air staplers NSG10 and NS11 shown above.
- Fits other brand air or electric upholstery staplers using 71 Series staples.
- 10,000 per box.



Item #	Size
NS32/E	¼"
NS33/E	3/8"
NS34/E	½"
NS35/E	5/8"

⚠ These staples are for upholstery, not for constructing wood frames.



## 71 Series Stainless Steel Staples

- Use for outdoor, especially marine upholstery applications.
- Can also be used for chemically treated, fire retardant fabrics.
- 22 gauge, approximately 3/8" crown, fine-wire, stainless steel staples.
- Will not rust.
- Stainless steel staples are not recommended for electric upholstery staple gun.
- Use with upholstery air staplers shown above.
- 10,000 per box.

Item #	Size
NS32/SS	¼"
NS33/SS	3/8"
NS34/SS	½"

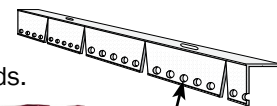
⚠ These staples are for upholstery, not for constructing wood frames.



## Notched Right-Angle Pin Strip

- Supports stationary drapery panels on regular or arc windows or valances over beds.
- If additional notches are needed, tin snips can be used.

Item #	Color	Size	Length	Pieces/Case
HS210/4W	White	1" × 1"	4'	30
HS210/8W	White	1" × 1"	8'	30



Drapery pins and curtain hooks are inserted into the holes.

# Grom-A-Link™

- Innovative, patented grommet attachment. Must be accompanied by a grommet of the same size (#12, #15 or #20 on [page 26](#)).
- Allows you to attach a baton to a traversing grommeted panel.
- Attach trim or scarf swag with drapery pins.
- Serves as pleat control system when combined with bead chain; prevents binding when traversing panel.
- To connect #12 Grom-A-Link™, use #6 bead chain and connectors; for #15 and #20 sizes, use #10 bead chain and connectors.
- 2 pieces per pack for each leading edge.

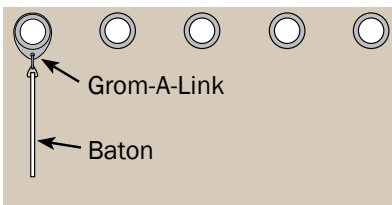


**Available Colors:**

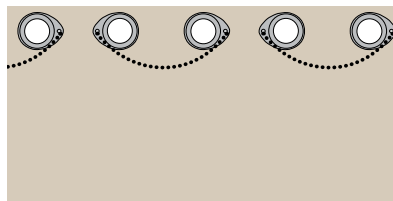
- Matte Nickel - T
- Nickel - N
- Brushed Steel - BS  
(Sizes #12 and #15 only)
- Brass - B
- Antique Brass - A
- Antique Copper - R
- Oil Rubbed Bronze - RB  
(Sizes #12 and #15 only)
- Satin Smoke - S
- Black - K



Coordinate with our metal batons available on [page 16](#).



front side of the drapery panel



back side of the drapery panel

Item #	Size	ID
GRL12/	#12	1 9/16"
GRL15/	#15	2"
GRL20/	#20	3"



# Metal Grommets

## Brass Round Grommets: #00 - #2

Item #	Size	Color	ID
GR00/N	#00	Nickel	3/16"
GR00/B	#00	Brass	3/16"
GR00/K	#00	Black	3/16"
GR0/N	#0	Nickel	1/4"
GR0/B	#0	Brass	1/4"
GR0/K	#0	Black	1/4"
GR1/N	#1	Nickel	5/16"
GR1/B	#1	Brass	5/16"
GR1/K	#1	Black	5/16"
GR2/T	#2	Matte Nickel	3/8"
GR2/N	#2	Nickel	3/8"
GR2/B	#2	Brass	3/8"
GR2/K	#2	Black	3/8"

- Rolled rim.
- Priced per gross - box of 144 sets.

- All grommets are made of corrosion-resistant brass.
- All grommet sets are complete with 1 washer and 1 grommet.

Approximate Sizes Shown



## Brass Round Grommets: #4

Item #	Size	Color	ID
GR4/N	#4	Nickel	1/2"
GR4/B	#4	Brass	1/2"
GR4/K	#4	Black	1/2"

- Rolled rim with tooth washer securely holds fabric in place.
- Priced per gross - box of 144 sets.



## Brass Round Grommets: #6 - #10

Item #	Size	Color	ID
GR6/T	#6	Matte Nickel	3/4"
GR6/N	#6	Nickel	3/4"
GR6/B	#6	Brass	3/4"
GR6/A	#6	Antique Brass	3/4"
GR6/R	#6	Antique Copper	3/4"
GR6/S	#6	Satin Smoke	3/4"
GR6/K	#6	Black	3/4"
GR8/T	#8	Matte Nickel	1 1/8"
GR8/N	#8	Nickel	1 1/8"
GR8/B	#8	Brass	1 1/8"
GR8/A	#8	Antique Brass	1 1/8"
GR8/R	#8	Antique Copper	1 1/8"
GR8/S	#8	Satin Smoke	1 1/8"
GR8/K	#8	Black	1 1/8"
GR10/W	#10	White	1 7/16"
GR10/T	#10	Matte Nickel	1 7/16"
GR10/N	#10	Nickel	1 7/16"
GR10/B	#10	Brass	1 7/16"
GR10/A	#10	Antique Brass	1 7/16"
GR10/R	#10	Antique Copper	1 7/16"
GR10/S	#10	Satin Smoke	1 7/16"
GR10/K	#10	Black	1 7/16"

- Rolled rim with tooth washer securely holds fabric in place.
- 12 sets per pack.



# Metal Grommets

## Brass Round Grommets: #12 - #20

- Grommet washers can be used to help hold thin or stretchy fabrics in place.
- All grommets are made of brass, are corrosion resistant and have low profile gripping nubs.
- Works with our grommet press GL and cutters and setters for the proper size grommet.
- For functioning grommets, the inside diameter needs to be 40% larger than the diameter of the pole.
- #20 grommets are ideal for rods up to 2 3/8" diameter. Use 5" or 6" buckram in header for these grommets.
- 12 sets per pack.



Item #	Size	Color	ID
GR12/T	#12	Matte Nickel	1 9/16"
GR12/N	#12	Nickel	1 9/16"
GR12/BS	#12	Brushed Steel	1 9/16"
GR12/B	#12	Brass	1 9/16"
GR12/A	#12	Antique Brass	1 9/16"
GR12/R	#12	Antique Copper	1 9/16"
GR12/RB	#12	Oil Rubbed Bronze	1 9/16"
GR12/S	#12	Satin Smoke	1 9/16"
GR12/K	#12	Black	1 9/16"
GR15/T	#15	Matte Nickel	2"
GR15/N	#15	Nickel	2"
GR15/BS	#15	Brushed Steel	2"
GR15/B	#15	Brass	2"
GR15/A	#15	Antique Brass	2"
GR15/R	#15	Antique Copper	2"
GR15/RB	#15	Oil Rubbed Bronze	2"
GR15/S	#15	Satin Smoke	2"
GR15/K	#15	Black	2"
GR18/T	#18	Matte Nickel	2 1/2"
GR18/N	#18	Nickel	2 1/2"
GR18/B	#18	Brass	2 1/2"
GR18/A	#18	Antique Brass	2 1/2"
GR18/R	#18	Antique Copper	2 1/2"
GR18/K	#18	Black	2 1/2"
GR20/T	#20	Matte Nickel	3"
GR20/N	#20	Nickel	3"
GR20/B	#20	Brass	3"
GR20/A	#20	Antique Brass	3"
GR20/R	#20	Antique Copper	3"
GR20/K	#20	Black	3"

## Stainless Steel Round Grommets: #12



- Designed for outdoor and damp environments like saunas, showers, or locker rooms.
- Will not rust or tarnish.
- Only use hardened setting die with these grommets, as other dies will be damaged by stainless steel grommets. Can also set brass and aluminum grommets.
- Safe for fire retardant or other chemically treated fabrics.
- 12 sets per pack.



Item #	Description
GRS12	Stainless Grommets
GL12/ST	Hardened Setting Die

## Grommet / Button Press

- For large and small grommets, Snap Together Button Forms and Crimp Button Forms.
- Can cut holes and set grommets in single or multi-layered fabrics with proper cutting and setting die (size #00 - #20 dies available).
- Fully adjustable for high leverage on light or heavy fabrics.
- Convenient to use.
- Mounting bolts are included.
- Chipboard GLC/P is required for use with all cutters.
- One special lubricant syringe AS65 comes with each tool.
- Our cutting dies easily cut through 24 layers of thick denim fabric with one stroke of the handle!
- Cutter block GL57 comes with every cutter.
- Call 800.343.4542 for replacement part information.



Item #
GL

## Plastic Grommets

### Plastic Round Grommets: 1 3/8" - 1 7/8" ID

- Fashionable and affordable plastic grommets.
- No tools required. Easy snap together installation. Accommodates up to 3/32" of fabric. Remove by prying apart with screwdriver.
- To quickly cut perfect holes, use our GL10/C or GL15/C cutter and GL52 hand adapter or grommet press GL shown above.
- Use of buckram in grommet header is strongly recommended.
- 12 sets per pack.

#### Available colors:

- |                    |                             |
|--------------------|-----------------------------|
| White - W          | Brushed Antique Brass - BA  |
| Chrome - C         | Antique Copper - R          |
| Matte Nickel - T   | Brushed Antique Copper - BR |
| Brushed Steel - BS | Dark Wood - DW              |
| Matte Brass - MB   | Black - K                   |
| Antique Brass - A  |                             |



Item #	Size
GP10/	1 3/8" ID
GP15/	1 7/8" ID

# Plastic Grommets

## Plastic Triangle & Square Grommets

- Plastic grommets with unique shape.
- No tools required. Easy snap together installation. Accommodates up to 3/32" of fabric. Remove by prying apart with screwdriver.
- To quickly cut perfect holes, use our GL10/C or GL15/C cutter and hand adapter GL52 or grommet press GL.
- Use of buckram in grommet header is strongly recommended.
- 12 sets per pack.

**Available colors:**

White - W                      Antique Brass - A  
 Chrome - C                    Antique Copper - R  
 Matte Nickel - T            Dark Wood - DW  
 Brushed Steel - BS        Black - K  
 Matte Brass - MB


Item #	Description	Size
GPT10/	Triangle	1 3/8" ID
GPT15/	Triangle	1 7/8" ID
GPS10/	Square	1 3/8" ID
GPS15/	Square	1 7/8" ID

### Triangle Grommets

### Square Grommets



## Shower Curtain Rings




- Made of 3/32" diameter steel wire with a zinc or brass plated finish.
- Fits shower rods up to 1" in diameter.
- 100 pieces per pack.

Item #	Color
ST19/S	Zinc
ST19/B	Brass



- Easiest on the market to assemble, install and operate.
- Self-contained, stationary drive system with individual drums.
- Headrail is low profile and does not require a mounting board. Available with hook tape applied for mounting shade directly to headrail. Sold in 4', 8' and 12' lengths.
- Two clutch sizes available: 15 lb and 20 lb limits. Each includes end cap.
- Track Projection: 1 1/4"; with ceiling / wall mount bracket: 1 3/4"; with swivel swing bracket: 1 5/8".
- Use 1 drum for each row of lift. Cone-shaped drum ensures tangle-free winding.
- Simply slide drums onto square drive rod, install into track and finish with clutch and end cap.
- Drum position can be easily adjusted in track. Each drum is 4 1/2" wide.
- Works with our bead chain loop (not included).
- Works with our 1.4 mm encased lift cord shroud tube or tape.



Item #	Description	Length
AHT1/4	Aluminum Track with Hook Tape	4'
AHT1/8	Aluminum Track with Hook Tape	8'
AHT1/12	Aluminum Track with Hook Tape	12'
AHT2/4	Aluminum Track without Hook Tape	4'
AHT2/8	Aluminum Track without Hook Tape	8'
AHT2/12	Aluminum Track without Hook Tape	12'
AHT3/4	Square Drive Rod	4'
AHT3/8	Square Drive Rod	8'
AHT3/12	Square Drive Rod	12'
AHC/1	Clutch Unit with End Cap - 15 lb. limit	—
AHC/2	Clutch Unit with End Cap - 20 lb. limit	—
AHE	Empty Drum	—
AHB/1	Spring Load Ceiling Mount Bracket	—
AHB/2	Spring Load Wall Mount Bracket	—
AHB/4	Swivel Arm Wall Mount Bracket	—
AHS	Square Drive Rod Splice	—
AHKK	4' Starter Kit	4'
AHSK	2' Selling Sample	2'

### EZ Rig 4' Shade Kit AHKK includes all the parts you need to build your own 4' shade:

- 4' aluminum track with hook tape and drive rod
- 20 lb. clutch unit
- 5 drums
- 30' encased lift cord shroud tube
- 3 wall brackets
- 4' drop white bead chain loop with cord tension device and warning tag
- Brass weight bar

### 2' Showroom Sample AHSK includes everything you need to build a 2' wide shade sample:

- 2' aluminum track with hook tape and drive rod
- 15 lb. clutch unit
- 3 drums
- 18' encased lift cord shroud tube
- 2 ea. ceiling and wall brackets
- 2' drop white bead chain loop with cord tension device and warning tag
- Brass weight bar (fabric shade not included)

### Replacement Parts

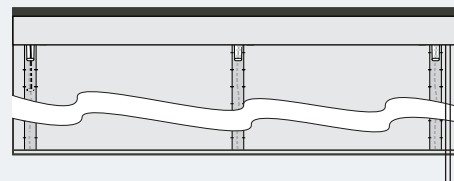
Item #	Description	Pieces/Pack
AHE/G	Replacement Cord Holder for Drum	50

## EZ Rig Soft Shades



- Save yourself valuable time, let our trained staff assemble your made-to-order EZ Rig shade system.
- This custom solution includes aluminum headrail, square drive rod, clutch unit, empty drums, mounting brackets, continuous bead chain loop, drive tension device, warning tag, weight bar, labor and packaging.
- The system ships to you completely ready for your fabric to be attached.
- Encased lift cord. Note, builds do not include lift cord. 12" cords will be supplied and show routing only.
- Call 800.343.4542 for details.

### custom solutions

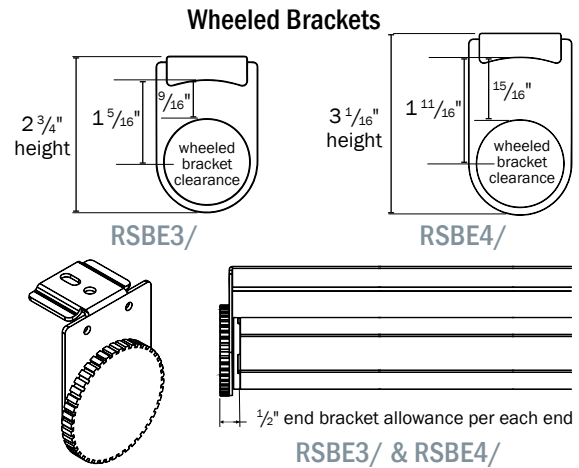
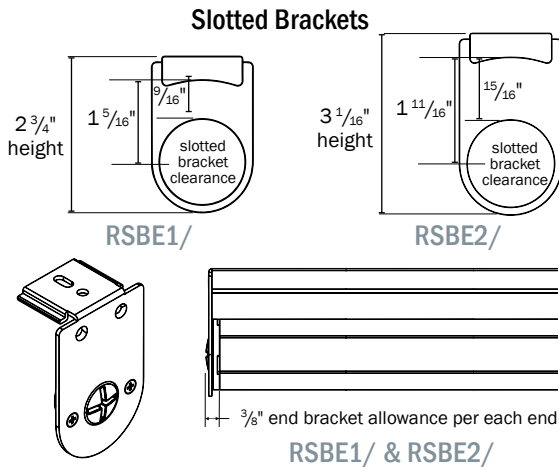



**Ships in 5 business days. For orders over 10 pieces, please contact us to confirm the lead time.**

# EZ Rise Cordless Roller Spring Shades



- Great for solar and laminated shades.
- Can be ceiling or wall mounted to accommodate all shade installations.
- Minimum 18" x 18". Maximum 96" x 96".
- See shade weight requirements on page 31.
- Tube width is same as roller width.
- Uses the 1 1/2" roller tube and can be adjusted for tension and stop points on site.
- Spring tension is easy to set in workroom, will not lose tension as installed and can be easily adjusted on site.
- Tube width plus 3/4" equals overall shade width (outside of bracket to outside of bracket) when using Slotted Brackets.
- Tube width plus 1" equals overall shade width (outside of bracket to outside of bracket) when using Wheeled Brackets.



Item #	Description
RS18	1 1/2" EZ Rise Cordless Spring with Slow Rise Damper, 18" minimum tube width, maximum 2 lbs.
RS20	1 1/2" EZ Rise Cordless Spring with Slow Rise Damper, 24" minimum tube width, maximum 3 lbs.
RS22	1 1/2" EZ Rise Cordless Spring with Slow Rise Damper, 28" minimum tube width, maximum 4 lbs.
RS24	1 1/2" EZ Rise Cordless Spring with Slow Rise Damper, 28" minimum tube width, maximum 5 lbs.
RS26	1 1/2" EZ Rise Cordless Spring with Slow Rise Damper, 36 1/2" minimum tube width, maximum 6 lbs.
RS28	1 1/2" EZ Rise Cordless Spring with Slow Rise Damper, 49 1/2" minimum tube width, maximum 7 1/2 lbs.
RSLA	EZ Rise Cordless Length Adjuster to set stop position, 8 feet maximum drop, single packed
RSH04/	EZ Rise Cordless Roller Head Rail, 4 ft., White - W, Black - K
RSH06/	EZ Rise Cordless Roller Head Rail, 6 ft., White - W, Black - K
RSH08/	EZ Rise Cordless Roller Head Rail, 8 ft., White - W, Black - K
RSH16/	EZ Rise Cordless Roller Head Rail, 16 ft., White - W, Black - K
RSHB1	EZ Rise Cordless Roller Ceiling Bracket, Zinc Plated
RSHB2	EZ Rise Cordless Roller Wall Bracket, Zinc Plated
RSBE1/	EZ Rise Cordless Slotted Bracket, includes 2 brackets and 4 screws, White - W, Black - K
RSBE2/	EZ Rise Cordless Slotted Bracket, includes 2 brackets and 4 screws, White - W, Black - K
RSBE3/	EZ Rise Cordless Wheeled Bracket, includes 2 brackets and 4 screws, White - W, Black - K
RSBE4/	EZ Rise Cordless Wheeled Bracket, includes 2 brackets and 4 screws, White - W, Black - K
RSA	Window Shade Spring Crank

## Wood Shade Slats



- Easy to cut to width of shade cloth.
- 1/4" x 7/8" cross section.
- 10 pieces per pack.

Item #	Length
CR63	36"
CR64	45"
CR65	54"
CR66	72"



## Spring Selection Chart - EZ Rise Cordless Roller Shades

- The assumption is the roller shade will use the wood shade slat at the bottom of the shade on page 30. A heavier slat may require a different spring.
- This is a general spring selection guide for roller shades. Visit [info.rowleycompany.com/springselector](http://info.rowleycompany.com/springselector) to download our spring selection guide.

### Fabric weight that is less than 10 ounces per square yard

		Fabric Width in Inches													
		18	24	30	36	42	48	54	60	66	72	78	84	90	96
Fabric Length in Inches	18	RS18	RS18	RS18	RS18	RS18	RS18	RS20	RS20	RS20	RS20	RS22	RS22	RS22	RS22
	24	RS18	RS18	RS18	RS18	RS18	RS18	RS20	RS20	RS20	RS20	RS22	RS22	RS22	RS22
	30	RS18	RS18	RS18	RS18	RS18	RS20	RS20	RS20	RS20	RS22	RS22	RS22	RS22	RS24
	36	RS18	RS18	RS18	RS18	RS18	RS20	RS20	RS20	RS22	RS22	RS22	RS22	RS24	RS24
	42	RS18	RS18	RS18	RS18	RS20	RS20	RS20	RS20	RS22	RS22	RS22	RS24	RS24	RS24
	48	RS18	RS18	RS18	RS18	RS20	RS20	RS20	RS22	RS22	RS22	RS24	RS24	RS24	RS24
	54	RS18	RS18	RS18	RS18	RS20	RS20	RS20	RS22	RS22	RS22	RS24	RS24	RS24	RS26
	60	RS18	RS18	RS18	RS20	RS20	RS20	RS22	RS22	RS22	RS24	RS24	RS24	RS26	RS26
	66	RS18	RS18	RS18	RS20	RS20	RS20	RS22	RS22	RS22	RS24	RS24	RS24	RS26	RS26
	72	RS18	RS18	RS18	RS20	RS20	RS20	RS22	RS22	RS24	RS24	RS24	RS26	RS26	RS26
	78	RS18	RS18	RS18	RS20	RS20	RS22	RS22	RS22	RS24	RS24	RS26	RS26	RS26	RS28
	84	RS18	RS18	RS20	RS20	RS20	RS22	RS22	RS24	RS24	RS24	RS26	RS26	RS28	RS28
	90	RS18	RS18	RS20	RS20	RS20	RS22	RS22	RS24	RS24	RS26	RS26	RS26	RS28	RS28
96	RS18	RS18	RS20	RS20	RS22	RS22	RS22	RS24	RS24	RS26	RS26	RS28	RS28	RS28	

### Fabric weight between 10 and 15 ounces per square yard

		Fabric Width in Inches													
		18	24	30	36	42	48	54	60	66	72	78	84	90	96
Fabric Length in Inches	18	RS18	RS18	RS18	RS18	RS18	RS20	RS20	RS20	RS20	RS22	RS22	RS22	RS22	RS24
	24	RS18	RS18	RS18	RS18	RS20	RS20	RS20	RS20	RS22	RS22	RS22	RS24	RS24	RS24
	30	RS18	RS18	RS18	RS18	RS20	RS20	RS20	RS22	RS22	RS22	RS24	RS24	RS24	RS26
	36	RS18	RS18	RS18	RS20	RS20	RS20	RS22	RS22	RS22	RS24	RS24	RS24	RS26	RS26
	42	RS18	RS18	RS18	RS20	RS20	RS20	RS22	RS22	RS24	RS24	RS24	RS26	RS26	RS26
	48	RS18	RS18	RS18	RS20	RS20	RS22	RS22	RS22	RS24	RS24	RS26	RS26	RS26	RS28
	54	RS18	RS18	RS20	RS20	RS20	RS22	RS22	RS24	RS24	RS26	RS26	RS26	RS28	RS28
	60	RS18	RS18	RS20	RS20	RS22	RS22	RS24	RS24	RS24	RS26	RS26	RS28	RS28	RS28
	66	RS18	RS18	RS20	RS20	RS22	RS22	RS24	RS24	RS26	RS26	RS28	RS28	RS28	RS28
	72	RS18	RS18	RS20	RS20	RS22	RS22	RS24	RS24	RS26	RS26	RS28	RS28	RS28	
	78	RS18	RS20	RS20	RS22	RS22	RS24	RS24	RS26	RS26	RS28	RS28			
	84	RS18	RS20	RS20	RS22	RS22	RS24	RS24	RS26	RS28	RS28				
	90	RS18	RS20	RS20	RS22	RS24	RS24	RS26	RS26	RS28	RS28	RS28	Not Covered		
96	RS18	RS20	RS22	RS22	RS24	RS24	RS26	RS28	RS28	RS28					

### Fabric weight between 16 and 20 ounces per square yard

		Fabric Width in Inches													
		18	24	30	36	42	48	54	60	66	72	78	84	90	96
Fabric Length in Inches	18	RS18	RS18	RS18	RS18	RS20	RS20	RS20	RS20	RS22	RS22	RS22	RS24	RS24	RS24
	24	RS18	RS18	RS18	RS18	RS20	RS20	RS20	RS22	RS22	RS22	RS24	RS24	RS24	RS26
	30	RS18	RS18	RS18	RS20	RS20	RS20	RS22	RS22	RS22	RS24	RS24	RS26	RS26	RS26
	36	RS18	RS18	RS18	RS20	RS20	RS22	RS22	RS22	RS24	RS24	RS24	RS26	RS26	RS28
	42	RS18	RS18	RS20	RS20	RS20	RS22	RS22	RS22	RS24	RS24	RS26	RS26	RS28	RS28
	48	RS18	RS18	RS20	RS20	RS22	RS22	RS24	RS24	RS26	RS26	RS26	RS28	RS28	RS28
	54	RS18	RS18	RS20	RS20	RS22	RS22	RS24	RS24	RS26	RS26	RS28	RS28	RS28	
	60	RS18	RS20	RS20	RS22	RS22	RS24	RS24	RS26	RS26	RS28	RS28	RS28		
	66	RS18	RS20	RS20	RS22	RS22	RS24	RS26	RS26	RS28	RS28	RS28			
	72	RS18	RS20	RS22	RS22	RS24	RS24	RS26	RS28	RS28	RS28				
	78	RS18	RS20	RS22	RS22	RS24	RS26	RS26	RS28	RS28					
	84	RS18	RS20	RS22	RS24	RS24	RS26	RS28	RS28	RS28	Not Covered				
	90	RS18	RS20	RS22	RS24	RS24	RS26	RS28	RS28						
96	RS18	RS20	RS22	RS24	RS26	RS26	RS28	RS28							

# EZ Rise Cordless Roller Spring Shades

## Starter Kits for EZ Rise Cordless Roller Spring Shades

- Pre-packed kit includes all the elements needed to build shade.

### ERSK4 - 28" - 48" wide, up to 4 lb. roller spring shade. For shade length up to 72".

- Head rail, white, 4'
- Aluminum roller, 4'
- Spring RS22 and spring crank
- Length adjuster
- Pair of slotted brackets
- Wood shade slat
- 2 wall brackets

Item #
ERSK4

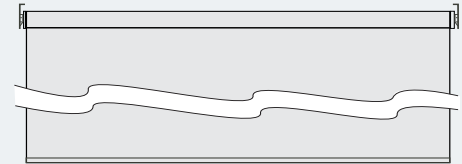
### ERSK6 - 36 ½" - 72" wide, up to 6 lb. roller spring shade. For shade length up to 72".

- Head rail, white, 6'
- Aluminum roller, 6'
- Spring RS26 and spring crank
- Length adjuster
- Pair of slotted brackets
- Wood shade slat
- 3 wall brackets

Item #
ERSK6

## EZ Rise Cordless Roller Spring Shades *custom solutions*

- Save yourself valuable time, let our trained staff assemble your made-to-order soft shade EZ Rise Cordless roller spring system.
- This custom solution includes head rail, aluminum roller, spring and spring crank, length adjuster, slotted brackets, wall brackets, labor and packaging.
- The system ships to you completely ready for your fabric to be attached.



**Ships in 5 business days. For orders over 10 pieces, please contact us to confirm the lead time.**

## Save valuable time and money.

Let **Rowley Custom Solutions** do the work for you!



### Rowley creates made-to-order cordless shade systems.

Save yourself valuable time, let our trained staff assemble your made-to-order EZ Rise Cordless shade system. Systems ship to you completely ready for your fabric to be attached.

**Ships in 5 business days. For orders over 10 pieces, please contact us to confirm the lead time.**

Look for the Custom Solutions icon.



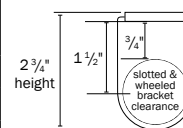


# EZ Rise Cordless Roman Spring Shades

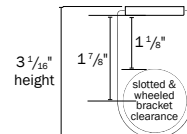


- Great for a cord-free option for Roman shades.
- Bracket can be ceiling or wall mounted to accommodate all shade installations.
- Minimum 18" x 18". Maximum 96" x 96".
- Uses the 1 1/2" roller tube and can be adjusted for tension and stop points on site.
- Spring tension is easy to set in workroom, will not lose tension as installed and can be easily adjusted on site.
- Tube Width plus 3/4" equals overall shade width (outside of bracket to outside of bracket) when using Slotted Brackets.
- Tube Width plus 1" equals overall shade width (outside of bracket to outside of bracket) when using Wheeled Brackets.

Item #	Description
RS18	1 1/2" EZ Rise Cordless Spring with Slow Rise Damper, 18" minimum tube width, maximum 2 lbs.
RS20	1 1/2" EZ Rise Cordless Spring with Slow Rise Damper, 24" minimum tube width, maximum 3 lbs.
RS22	1 1/2" EZ Rise Cordless Spring with Slow Rise Damper, 28" minimum tube width, maximum 4 lbs.
RS24	1 1/2" EZ Rise Cordless Spring with Slow Rise Damper, 28" minimum tube width, maximum 5 lbs.
RS26	1 1/2" EZ Rise Cordless Spring with Slow Rise Damper, 36 1/2" minimum tube width, maximum 6 lbs.
RS28	1 1/2" EZ Rise Cordless Spring with Slow Rise Damper, 49 1/2" minimum tube width, maximum 7 1/2 lbs.
RSLA	EZ Rise Cordless Length Adjuster to set stop position, 8 feet maximum drop, single packed
RSBM	EZ Rise Cordless Roman Wall Bracket, White
RSBE1/	EZ Rise Cordless Slotted Bracket, includes 2 brackets and 4 screws, White - W
RSBE2/	EZ Rise Cordless Slotted Bracket, includes 2 brackets and 4 screws, White - W
RSBE3/	EZ Rise Cordless Wheeled Bracket, includes 2 brackets and 4 screws, White - W
RSBE4/	EZ Rise Cordless Wheeled Bracket, includes 2 brackets and 4 screws, White - W
RSA	Window Shade Spring Crank



RSBE1/ & RSBE3/



RSBE2/ & RSBE4/

\*See additional bracket diagrams on page 30.

- Pre-packed kit includes all the elements needed to build shade excluding fabric.

### With Lift Band - ERLK

**37" - 48" wide, up to 6 lb. Roman spring shade.**

**For shade length up to 72".**

- Aluminum roller
- Spring RS26 and spring crank
- Length adjuster
- 9 fiberglass ribs, 4'
- 27 rib center supports
- 18 rib end caps
- 3/8" solid steel rod, 4'
- 10 yards, 6" translucent buckram
- Pair of wheeled brackets
- Pair of Roman wall brackets

Item #
ERLK

### With Encased Lift Cord - ERKK

**37" - 48" wide, up to 6 lb. Roman spring shade.**

**For shade length up to 72".**

- Aluminum roller
- Spring RS26 and spring crank
- Length adjuster
- 3/8" solid steel rod, 4'
- 12 yards encased lift cord shroud tube, white
- 5 soft shade roller clips
- Warning tag
- Pair of wheeled brackets
- Pair of Roman wall brackets

Item #
ERKK

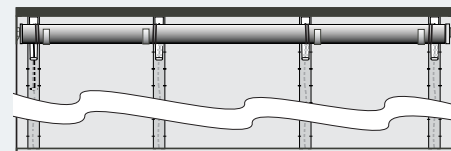


## EZ Rise Cordless Roman Spring Shades



custom solutions

- Save yourself valuable time, let our trained staff assemble your made-to-order soft shade EZ Rise Cordless Roman spring system.
- This custom solution includes aluminum roller, spring and spring crank, length adjuster, solid steel rod, wheeled brackets, Roman wall brackets, warning tag, labor and packaging. Depending on your specifications, may include necessary roller cord clips.
- The system ships to you completely ready for your fabric to be attached.
- Note: Builds do not include lift cord. 12" cords will be supplied and show routing only.



**Ships in 5 business days. For orders over 10 pieces, please contact us to confirm the lead time.**

# Sure-Shade™ Shade Components



## Sure-Shade™ Encased Lift Cord Shroud Tape



shroud tape on  
EZ Rig System



easy to sew

- Innovative shade tape with lift cord enclosed or shrouded to prevent creation of hazardous loops.
- Complies with ANSI shade safety standards. Requires safety warning tag ANS18.
- Independently tested and approved.
- Available with 0.9 mm or 1.4 mm lift cord. Tape measures 1½" wide.
- To use, simply machine- or hand-tack tape where rings would have been sewn, with a maximum of 8" between tack points on a flat shade.
- Patent pending.
- 72 yards per roll.

Item #	Size	Color
ELC9/11	0.9 mm	White
ELC9/12	0.9 mm	Ivory
ELC14/11	1.4 mm	White
ELC14/12	1.4 mm	Ivory

## Sure-Shade™ Encased Lift Cord Shroud Tube



- Innovative, patent pending knit tube with lift cord enclosed or shrouded to prevent creation of hazardous loops.
- Complies with ANSI shade safety standards. Independently tested and approved. Requires safety warning tag ANS18.
- ¾" width, less obvious from the back of the shade.
- Available with 0.9 mm or 1.4 mm lift cord.
- Exclusive tacking- or sewing-strip is easier to attach, prevents fraying and wear and requires only one tack point.
- Can be used with any lift system that accepts cords.
- Hand-tack tape with a maximum of 8" between tack points on a flat shade.
- Four colors to blend with all linings and complement sheer fabrics.
- 72 yards per roll.



White



Ivory



Khaki



Medium  
Brown


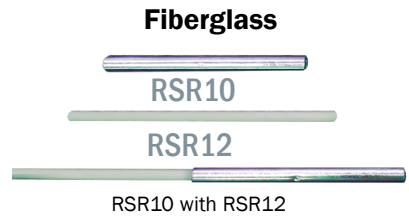


Item #	Description	Color
ELK9/W	0.9 mm Lift Cord	White
ELK9/V	0.9 mm Lift Cord	Ivory
ELK9/KH	0.9 mm Lift Cord	Khaki
ELK9/B	0.9 mm Lift Cord	Medium Brown
ELK14/W	1.4 mm Lift Cord	White
ELK14/V	1.4 mm Lift Cord	Ivory
ELK14/KH	1.4 mm Lift Cord	Khaki
ELK14/B	1.4 mm Lift Cord	Medium Brown

## Roman Shade Ribs & Splices

TIP: Tape fiberglass ribs before cutting.

- Supports folds and pleats on Roman or hobbled shades when placed in a small tuck or pocket on the shade.
- Pieces can be spliced for wider shades and to eliminate scrap.
- Both fiberglass and plastic ribs are compatible with our iron-on Roman rib tape RSR7.
- Fiberglass ribs are also used with Sure-Shade™ rib center support rings and end caps to create lift band Roman-style shades.



- Less than 1/8" diameter. Available in 6' and 8' lengths.
- Smaller and more rigid than plastic ribs.

- Available in 3/26" clear, 3/16" or 1/4" off-white, 5' or 8' lengths.
- Clear, flexible and designed for use with sheer fabrics.
- Off-white produces more rigidity.

Item #	Description	Pieces per Pack
RSR12/6	6' Fiberglass	20
RSR12/8	8' Fiberglass	20
RSR10	Splices for Fiberglass	100

Item #	Description	Pieces per Pack
RSR2	5' Clear, 3/16"	20
RSR1/5	5' Off-White, 3/16"	20
RSR4/5	5' Off-White, 1/4"	20
RSR1/8	8' Off-White, 3/16"	125
RSR4/8	8' Off-White, 1/4"	125
RSR3	Splices for Plastic	100

## Shade Weight Rods




- Use as weight bar in bottom of fabric shades.
- Can be used with Rod Splices to reduce waste or form longer rods.
- Durable powder coated paint finish.
- 8' pieces sold in units of 48' (6 pieces) and 144' (18 pieces). Each put-up can ship in a single package. 12' must ship by truck.

Item #	Length	Feet/Pack
BR6/4	4'	4'
BR6/8-48	8'	48'
BR6/8-144	8'	144'
BR6/12	12'	144'

## 3/8" Rod Splices

- Reduces scrap, allows longer rod length.
- Brass plated




Item #
BR40

## Iron-On Roman Rib Tape

- No-sew way of attaching our Roman shade ribs to the back of a Roman shade.
- Twill tape with adhesive on both edges of one side for ironing / bonding to the Roman shade.
- Fits our Roman shade ribs shown above.
- This tape makes it very easy to add rib support to existing shades.

Item #	Color	Yards per Roll
RSR7/W	White	72
RSR7/N	Natural	72



# Polyester Pillow Inserts



- All pillow sizes are the measurements taken from the pillow casing before stuffing. Pillow sizes will vary after stuffing. Choose one size larger for an extra-full look.

## High Quality Polyester Cluster Pillow Inserts

- Down-like, 100% polyester cluster fill.
- 100% cotton, 233 thread count cover.
- Decorative pillow inserts have the look and feel of down; full and fluffy.
- Pillows can be karate chopped.
- Bed pillow sizes are ideal for sham inserts. They are filled to medium density and give medium support if used as sleeping pillows.
- All pillows, except neckrolls and round pillows, have ¼" single needle, double stitched seams.
- Washable and dry cleanable.

## Economy Polyester Pillow Inserts

- Soft, uniform, resilient, hypo-allergenic.
- Maintains shape.
- Woven poly / cotton cover and polyester fiber filling.
- Dry clean only.
- Filled and finished in USA, with imported shell.



### Cluster Inserts

Item #	Shape	Size
PJ12	Square	12" x 12"
PJ14	Square	14" x 14"
PJ16	Square	16" x 16"
PJ18	Square	18" x 18"
PJ20	Square	20" x 20"
PJ22	Square	22" x 22"
PJ24	Square	24" x 24"
PJ26	Square	26" x 26"
PJ28	Square	28" x 28"
PJ30	Square	30" x 30"
PJ31	Rectangle	12" x 18"
PJ32	Rectangle	12" x 16"
PJ34	Rectangle	14" x 18"
PJ36	Rectangle	16" x 20"
PJ37	Rectangle	10" x 24"
PJ38	Rectangle	14" x 26"
PJ39	Rectangle	24" x 32"
PJ40	Rectangle	18" x 34"
PJ54	Neckroll	7" x 16"
PJ55	Neckroll	8" x 24"
PJ56	Neckroll	9" x 36"
PJ270	Standard Pillow Size	20" x 26"
PJ272	Queen Pillow Size	20" x 30"
PJ274	King Pillow Size	20" x 36"
PJR12	Round	12" Round
PJR14	Round	14" Round
PJR16	Round	16" Round
PJR18	Round	18" Round

### Economy Inserts

Item #	Shape	Size
PF12	Square	12" x 12"
PF14	Square	14" x 14"
PF16	Square	16" x 16"
PF18	Square	18" x 18"
PF20	Square	20" x 20"
PF22	Square	22" x 22"
PF24	Square	24" x 24"
PF26	Square	26" x 26"
PF28	Square	28" x 28"
PF30	Square	30" x 30"
PF31	Rectangle	12" x 18"
PF32	Rectangle	12" x 16"
PF34	Rectangle	14" x 18"
PF36	Rectangle	16" x 20"
PF38	Rectangle	14" x 26"
PF40	Rectangle	18" x 34"
PF54	Neckroll	7" x 16"



# Duvet Inserts

## Polyester Duvet Inserts

- Hypo-allergenic, down-like, 100% micro denier polyester fiber finely combed for superbly soft feel and uniformity.
- 100% cotton, 400 thread count, white sateen shell feels and looks luxurious. Shell is double stitched.
- 12 snap strips included with each duvet insert for sewing into duvet cover.
- Fabric shells are cut generously to accommodate fill, however insert size may vary slightly due to loft.
- Always measure duvet insert before making duvet cover.
- Dry clean only. Always use a duvet cover, so frequent cleaning is not necessary.

Item #	Description	Size	Fill Weight
DU61	Light, Twin	68" x 88"	25 oz.
DU63	Light, Queen	90" x 98"	37 oz.
DU63/S	Light, Super Queen	104" x 102"	44 oz.
DU64	Light, King	106" x 98"	43 oz.
DU64/S	Light, Super King	120" x 102"	51 oz.
DU71	Medium, Twin	68" x 88"	38 oz.
DU73	Medium, Queen	90" x 98"	56 oz.
DU73/S	Medium, Super Queen	104" x 102"	67 oz.
DU74	Medium, King	106" x 98"	66 oz.
DU74/S	Medium, Super King	120" x 102"	78 oz.

## Hook & Loop Tapes

### Plain Back for Sewing

- R-TEX™ hook and loop is higher quality and value-priced.
- These items will fit our dispenser for rolled goods PR36.
- We can manufacture pre-cut lengths for a nominal fee. Call 800.343.4542 for details and minimums.
- UV Resistant.
- Available in 25 or 50 yard rolls.



White	Black	Beige	Width	Yards/Roll	Part	Pcs./Case
HT62/W	HT62/K	HT62/B	5/8"	25 yards	Hook	8
LT62/W	LT62/K	LT62/B	5/8"	25 yards	Loop	8
HT75/W	HT75/K	HT75/B	3/4"	25 yards	Hook	8
LT75/W	LT75/K	LT75/B	3/4"	25 yards	Loop	8
HT100/W	HT100/K	HT100/B	1"	25 yards	Hook	8
LT100/W	LT100/K	LT100/B	1"	25 yards	Loop	8
HT200/W	HT200/K	—	2"	25 yards	Hook	8
LT200/W	LT200/K	—	2"	25 yards	Loop	8

White	Black	Width	Yards/Roll	Part	Pcs./Case
HT62/W50	HT62/K50	5/8"	50 yards	Hook	4
LT62/W50	LT62/K50	5/8"	50 yards	Loop	4
HT75/W50	HT75/K50	3/4"	50 yards	Hook	4
LT75/W50	LT75/K50	3/4"	50 yards	Loop	4
HT100/W50	HT100/K50	1"	50 yards	Hook	4
LT100/W50	LT100/K50	1"	50 yards	Loop	4
HT200/W50	HT200/K50	2"	50 yards	Hook	4
LT200/W50	LT200/K50	2"	50 yards	Loop	4

### Pressure Sensitive Adhesive Backed Hook & Loop

- Not recommended for sewing because it may gum up sewing needle.
- 25 yards per roll.

White	Black	Width	Yards/Roll	Part	Pcs./Case
HPS62/W	HPS62/K	5/8"	25 yards	Hook	8
LPS62/W	LPS62/K	5/8"	25 yards	Loop	8
HPS75/W	HPS75/K	3/4"	25 yards	Hook	8
LPS75/W	LPS75/K	3/4"	25 yards	Loop	8
HPS100/W	HPS100/K	1"	25 yards	Hook	8
LPS100/W	LPS100/K	1"	25 yards	Loop	8
HPS200/W	HPS200/K	2"	25 yards	Hook	8
LPS200/W	LPS200/K	2"	25 yards	Loop	8

# Zippers & Slides

## Zipper Chain by the Roll

- Size #4.5.
- Zipper slides sold separately.

### Zipper/Slide Pairings

Zipper	Slides
EA	EA
EB	EB
EN	EN
EVR3	EVP3/
EVR5	EVP5/



ENR25/K    ENR25/B    ENR25/T    ENR25/G    EAR25/V    EBR25/W

### Nylon

Item #	Color	Yards
ENR25/K	Black	25
ENR25/B	Brown	25
ENR25/T	Tan	25
ENR25/G	Gray	25
ENR25/V	Ivory	25
ENR25/W	White	25
ENR215/K	Black	215
ENR215/B	Brown	215
ENR215/T	Tan	215
ENR215/G	Gray	215
ENR215/V	Ivory	215
ENR215/W	White	215
ENR215/K-A	Black	546
ENR215/B-A	Brown	546
ENR215/T-A	Tan	546
ENR215/G-A	Gray	546
ENR215/V-A	Ivory	546
ENR215/W-A	White	546

### Aluminum

Item #	Color	Yards
EAR25/T	Tan	25
EAR25/V	Ivory	25
EAR25/W	White	25
EAR275/T	Tan	275
EAR275/V	Ivory	275
EAR275/W	White	275

### Brass

Item #	Color	Yards
EBR25/T	Tan	25
EBR25/V	Ivory	25
EBR25/W	White	25
EBR200/T	Tan	200
EBR200/V	Ivory	200
EBR200/W	White	200

## Slides

- Use with #4.5 zipper chain above.
- 50 pieces per pack.



Aluminum    Brass    Black    Brown    Tan    Gray    Ivory    White

	Item #	Color
<b>Locking</b>	EAP2	Aluminum
	EBP2	Brass
<b>Non-Locking</b> Nylon	ENP2/K	Black
	ENP2/B	Brown
	ENP2/T	Tan
	ENP2/G	Gray
	ENP2/V	Ivory
	ENP2/W	White

# Zippers & Slides

## Invisible Zippers

- Perfect for applications where you don't want the zipper to show like cushions and pillows.
- Sizes #3 and #5. 6 colors available.
- Zipper chain and slides sold separately.
- See [page 38](#) for pairing chart.
- 50 pieces per pack.

### Invisible Zipper Chain by the Roll

	Item #	Color	Yards per Roll
<b>#3 Nylon Invisible Zipper</b>	EVR32/K	Black	25
	EVR32/B	Brown	25
	EVR32/T	Tan	25
	EVR32/G	Gray	25
	EVR32/V	Ivory	25
	EVR32/W	White	25
	EVR38/K	Black	218
	EVR38/B	Brown	218
	EVR38/T	Tan	218
	EVR38/G	Gray	218
	EVR38/V	Ivory	218
	EVR38/W	White	218
<b>#5 Nylon Invisible Zipper</b>	EVR52/K	Black	25
	EVR52/B	Brown	25
	EVR52/T	Tan	25
	EVR52/G	Gray	25
	EVR52/V	Ivory	25
	EVR52/W	White	25
	EVR56/K	Black	109
	EVR56/B	Brown	109
	EVR56/T	Tan	109
	EVR56/G	Gray	109
	EVR56/V	Ivory	109
	EVR56/W	White	109



### Invisible Slides


	Item #	Color
<b>#3 Nylon Invisible Slide</b>	EVP3/K	Black
	EVP3/B	Brown
	EVP3/T	Tan
	EVP3/G	Gray
	EVP3/V	Ivory
	EVP3/W	White
	<b>#5 Nylon Invisible Slide</b>	EVP5/K
EVP5/B		Brown
EVP5/T		Tan
EVP5/G		Gray
EVP5/V		Ivory
EVP5/W		White



## Welt Cord

### Polyester Welt Cording

- Soft, ideal for bedding, table skirts, soft window treatments and more.
- Uniform thickness.
- Fire retardant. Passes "UFAC" Vertical Chair Test.
- Washable and dry cleanable.



WCP7/S

WCP2/S

WCP00/S

#### Polyester Welt Cord

Item #	Size	Approximate Yards per Roll
WCP00/S	3/32" - #00	455
WCP00/L	3/32" - #00	1515
WCP0/S	5/32" - #0	360
WCP0/L	5/32" - #0	1200
WCP1/S	6/32" - #1	315
WCP1/L	6/32" - #1	1045
WCP2/S	1/4" - #2	245
WCP2/L	1/4" - #2	825
WCP3/S	10/32" - #3	160
WCP3/L	10/32" - #3	535
WCP4/S	3/8" - #4	82
WCP4/L	3/8" - #4	274
WCP5/S	1/2" - #5	54
WCP5/L	1/2" - #5	180
WCP6/S	22/32" - #6	27
WCP6/L	22/32" - #6	90
WCP7/S	1" - #7	16
WCP7/L	1" - #7	53
WCP75/L	1 1/4" - #7.5	51
WCP8/L	1 1/2" - #8	30
WCP9/L	2" - #9	16

## Cotton Welt Cord

- Ideal for pillows, bedding, window treatments and braiding.
- Gives a true-to-size, even covered cord.
- Uniform thickness and softness.
- Sample pack WCSAMP is available upon request.



WCC7/S


WCC2/S

#### Cotton Welt Cord

Item #	Size	Approximate Yards per Roll
WCC00/S	3/32"	450
WCC00/L	3/32"	1500
WCC0/S	5/32"	360
WCC0/L	5/32"	1200
WCC1/S	6/32"	310
WCC1/L	6/32"	1030
WCC2/S	1/4"	240
WCC2/L	1/4"	800
WCC3/S	10/32"	158
WCC3/L	10/32"	525
WCC4/S	3/8"	80
WCC4/L	3/8"	270
WCC5/S	1/2"	54
WCC5/L	1/2"	180
WCC6/S	22/32"	27
WCC6/L	22/32"	90
WCC7/S	1"	16
WCC7/L	1"	50

## Iron-On Adhesive Web

- Thin yet strong adhesive web for bonding fabrics.
- Applications include bonding face fabric to lining for soft cornices and tiebacks, wide width buckram for valances, and appliqués to face fabrics.
- Can be used to stabilize box pleats.
- Washable and dry cleanable.
- UV resistant.
- 30" wide.



Shown 30" wide.

Item #	Yards per Roll
FWT300/150	150



# Nail Items

## Gem Upholstery Nail Sample Board

- Great tool for professional sales presentations.
- Displays an actual sample of every available gem nail.
- Gem nails are removable for matching to fabric.
- Actual size diagrams with complete dimensions are shown on board.
- Compact carrying size of 7 ¼" wide x 11" long x 1" thick.
- Color may vary by lot.

Item #  
UN96



### Diamond Collection

- Features genuine bohemian crystals from Czech Republic and allows you to change the crystal without replacing nails, so you can create a new look on an existing project.
- 5/8" diameter stone size in metallic setting.
- If placed side by side, one box of 14 will cover 9 linear inches.
- The hammer tool for diamond heads UTD90 below is required for installation.
- Diamond Collection packages include spacing template.



## Metal Upholstery Nail Sample Board

- Great tool for professional sales presentations.
- Displays an actual sample of every available upholstery nail.
- Upholstery nails are removable for matching to fabric.
- Actual size diagrams with complete dimensions are shown on the board.
- Compact carrying size of 7 ¼" wide x 11" long x 1" thick.
- Color may vary by lot.



Item #  
UN95



## Calculate how many upholstery nails to order


Choose your nail diameter:	9/32"	7/16"	15/32"	5/8"	11/16"	13/16"	7/8"	15/16"
	↓	↓	↓	↓	↓	↓	↓	↓
Decimal inches:	0.281"	0.438"	0.469"	0.625"	0.688"	0.813"	0.875"	0.938"

- 1 Measure the total length, for example 30 ½".
- 2 Round up to the nearest whole inch, for example 31".
- 3 Divide the total length by the decimal inch of the nail diameter you need, for example 31" ÷ 0.438 (7/16" nail) = 70.776 nails. Round up to 71.
- 4 Order additional nails to compensate for damage when nailing.

## UV Fabric Marking Pen

- Perfect for marking fabrics for use with black light.
- Dries clear, visible under black light (UV Light).
- Easier to use than traditional UV chalk or pencil.

Item #  
PM27



⚠ Always test on scrap fabric before use to ensure removal.

# AriA<sup>®</sup>

Metal Hardware

The AriA<sup>®</sup> Metal Hardware line now offers four designer hardware collections providing a beautiful range of finial designs and a full line of coordinating accessories across two pole diameter options. The new larger 1 3/8" diameter **Antiquities collection** expands the line to offer updated traditional finial designs in layered, multi-pass antiqued finishes with innovative functional accessories. The 1 1/8" diameter **Artisan, Abode** and **H-Rail** collections are designed to work seamlessly with each other allowing you to create customized mix-and-match decorative hardware designs and solutions. All collections are touched with the signature look of AriA<sup>®</sup> Metal Hardware.



Request a catalog at: [AriAMetalHardware.com](http://AriAMetalHardware.com)



# WOOD HARDWARE

Coordinating Traverse solutions available in 5 Finestra® Wood Hardware furniture quality finishes.



Request a catalog at: [FinestraWoodHardware.com](http://FinestraWoodHardware.com)



## *Custom Decorative Hardware*



Introducing Finestra® Custom Decorative Hardware Traverse!



Request a catalog at: [FinestraCustomHardware.com](http://FinestraCustomHardware.com)



## 2018 Commercial & Hospitality Product Catalog

### **CUSTOMER SERVICE HOURS**

Monday - Friday 8am - 6pm ET

#### **US & CANADA**

phone: 800.343.4542

fax: 800.554.0407

#### **OUTSIDE US & CANADA**

phone: 704.866.0650

fax: 704.868.9787

### **ORDER ONLINE**

[RowleyCompany.com](http://RowleyCompany.com)

Orders placed before 3:00pm ET  
are shipped the same day.

Minimum order of \$20.00.

### **CONNECT WITH US**

