

Custom Decorative Hardware

30 designs - 25 finishes



2015 PRODUCT CATALOG

FinestraCustomHardware.com




TABLE OF CONTENTS



FINISHES



FINIALS



END CAPS



HOLDBACKS



RINGS &
BRACKETS



POLES &
BRACKETS



TRAVERSE RODS
& COMPONENTS



BUTTONS &
TASSELS



SATIN BLACK = SK



OLD WORLD GOLD = OWG



ANTIQUE GOLD = AG



PEWTER = PT



DARK CHOCOLATE = DC



TOBACCO = TB



RUBBED GOLD = RG



METALLIC SILVER = MS



OLD WORLD = OWD



CHINOISORIE = CHI



HARVEST GOLD = GLD



ANTIQUE PEWTER = AP



BRONZE = BZ



IRON COPPER = IC



STONE GOLD = STG



ANTIQUE SILVER = AS



WALNUT = WNT



COPPER PENNY = CP



TUSK = TK



RUSTIC TAUPE = RTA



WEATHERED BRONZE = WB



THEATRE ANTIQUE GOLD = TAG



STONE LINEN = SL



WEATHERED WOOD = WEA



WHITE = WH



FCHFS/1

The customized details...



Passionate about color and texture, our artisans hand finish every piece of Finestra® Custom Decorative Hardware with a touch of old world craftsmanship.

Experience Finestra® & order a finish sample ring today.



Plain Ball

- 1 3/8" FCH138100R/
- 2" FCH200100R/
- 3" FCH300100R/




WH



Talia

- 1 3/8" FCH138101R/
- 2" FCH200101R/
- 3" FCH300101R/




WH




Crown

- 1 3/8" FCH138106R/
- 2" FCH200106R/
- 3" FCH300106R/



Kingston


- 1 3/8" FCH138107R/
- 2" FCH200107R/
- 3" FCH300107R/





Beauregard

- 1 3/8" FCH138108R/
- 2" FCH200108R/
- 3" FCH300108R/



Wilshire

- 1 3/8" FCH138109R/
- 2" FCH200109R/
- 3" FCH300109R/





Wellington

- 1 3/8" FCH138114R/
- 2" FCH200114R/
- 3" FCH300114R/



Anthea

- 1 3/8" FCH138115R/
- 2" FCH200115R/
- 3" FCH300115R/





Royal Crest

- 1 3/8" FCH138120R/
- 2" FCH200120R/
- 3" FCH300120R/



Victoria

- 1 3/8" FCH138121R/
- 2" FCH200121R/
- 3" FCH300121R/






Gibbens Ferry

1 3/8" FCH138122R/
 2" FCH200122R/
 3" FCH300122R/



Keystone

1 3/8" FCH138123R/
 2" FCH200123R/
 3" FCH300123R/






Acorn

- 1 3/8" FCH138128R/
- 2" FCH200128R/
- 3" FCH300128R/



Crowned Acorn

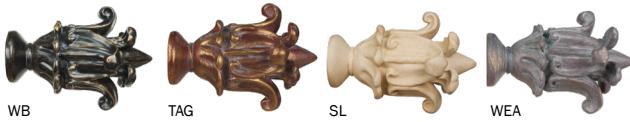

- 1 3/8" FCH138129R/
- 2" FCH200129R/
- 3" FCH300129R/







Florentine

1 3/8" FCH138130R/
 2" FCH200130R/
 3" FCH300130R/



Artichoke

1 3/8" FCH138131R/
 2" FCH200131R/
 3" FCH300131R/






Basket Weave Egg

- 1 3/8" FCH138132R/
- 2" FCH200132R/
- 3" FCH300132R/



Swirl

- 1 3/8" FCH138133R/
- 2" FCH200133R/
- 3" FCH300133R/





Isabella

1 3/8" FCH138134R/
 2" FCH200134R/
 3" FCH300134R/



WH



Chalet

1 3/8" FCH138135R/
 2" FCH200135R/
 3" FCH300135R/



WH



Martin

- 1 3/8" FCH138140R/
- 2" FCH200140R/
- 3" FCH300140R/



Savannah

- 1 3/8" FCH138141R/
- 2" FCH200141R/
- 3" FCH300141R/





Lennox

- 1 3/8" FCH138146R/
- 2" FCH200146R/
- 3" FCH300146R/



Alexa

- 1 3/8" FCH138147R/
- 2" FCH200147R/
- 3" FCH300147R/





Stella

- 1 3/8" FCH138148R/
- 2" FCH200148R/
- 3" FCH300148R/



Chadwick

- 2" FCH200180R/
- 3" FCH300180R/





Royal Medallion

1 3/8" FCH138186R/
2" FCH200186R/
3" FCH300186R/



Available in coordinating holdback on page 19.



Emperor

1 3/8" FCH138187R/
2" FCH200187R/
3" FCH300187R/




Available in coordinating holdback on page 18.



Plain End Cap

- 1 3/8" FCH138192R/
- 2" FCH200192R/
- 3" FCH300192R/



Iron Scroll

- 1 3/8" FCH138193R/
- 2" FCH200193R/
- 3" FCH300193R/





Emperor

2 3/8" D FCH900R/
3 1/2" D FCH901R/



2 3/8" D



3 1/2" D




Fall Retreat

4 1/4" D
FCH905R/



4 1/4" D





Beauregard

4 3/4" D
FCH910R/



4 3/4" D



Royal
Medallion

2 3/8" D FCH915R/
3 3/8" D FCH916R/



2 3/8" D



3 3/8" D





Chadwick

4 1/2" D
FCH920R/



4 1/2" D



Oval Medallion

4 3/4" L x 2 3/4" W
FCH925R/



4 3/4" L

2 3/4" W





Large Circle Bolt

7" D
FCH930R/



7" D



Beatrice

5" L x 3 3/4" W
FCH935R/



3 3/4" W



5" L





*Fleur
de Lis*

4 1/4" L x 4" W
FCH940R/



Star

7" D
FCH945R/





RINGS



Smooth Rings

1 3/8" Pole
2 5/8" OD x 1 1/2" ID
FCH138300R/

2" Pole
3 1/2" OD x 2 5/8" ID
FCH200300R/

3" Pole
4 5/8" OD x 3 1/2" ID
FCH300300R/

Decorative Rings

1 3/8" Pole
2 3/4" OD x 2 1/8" ID
FCH138305R/

2" Pole
3 1/2" OD x 2 1/2" ID
FCH200305R/

3" Pole
4 3/4" OD x 3 1/2" ID
FCH300305R/

Diamond or Square Rings


Note eyelets on Diamond or Square when ordering.

2" Diamond or Square
3" OD x 2 3/8" ID
FCH200310R/

3" Diamond or Square
4" OD x 3 3/8" ID
FCH300310R/

HOLDBACK EXTENSIONS

Each holdback order includes a 2" base (FCH999W/). Holdback extensions (FCH990W/) are also available in 2" increments.



BRACKETS

Mounts and Sockets



1 3/8" Swivel Socket
FCH138405W/

2" Swivel Socket
FCH200405W/

Plain Inside
Mount Pair
1 3/8" D
FCH138404W/

2" D
FCH200404W/

Square Lattice
Inside Mount Pair
1 3/8" D
FCH138406W/

2" D
FCH200406W/

Iron Scroll Inside
Mount Pair
1 3/8" D
FCH138408W/

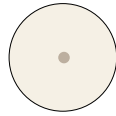
2" D
FCH200408W/

Ceiling Mount Bracket
1 3/8" D pole - FCH138403W/
2" D pole - FCH200403W/
3" D pole - FCH300403W/


Top view




POLES



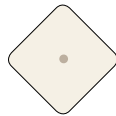
Smooth Pole
 1 3/8" D - 4' up to 12'
 2" D, 3" D - 4' up to 16'



Fluted Pole
 1 3/8" D - 4' up to 12'
 2" D, 3" D - 4' up to 16'



Square Pole
 2" D and 3" D
 4' up to 12'



Diamond Pole
 2" D and 3" D
 4' up to 12'

Diamond Pole Adapter

Allows round based finials to adapt to square poles.

2" D pole - FCH200QA/
 (2 1/4" square x 3/4" thick)



3" D pole - FCH300QA/
 (3" square x 3/4" thick)

Nouveau Pole Connector

Molded with a double ended dowel screw on both ends. Screws flush to pole.

1 3/8" D - FCH138SA/
 2" D - FCH200SA/
 3" D - FCH300SA/

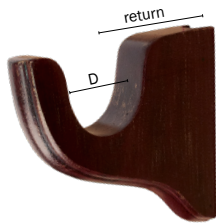


BRACKETS

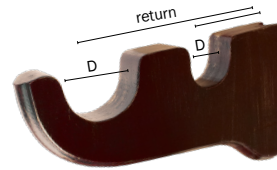
Flushmount Brackets



Flushmount Hardware




Single Bracket
 1 3/8" D, 3 1/2" Return FCH138400W/
 2" D, 3 1/2" Return FCH200400W/
 2" D, 7" Return FCH200401W/
 3" D, 4" Return FCH300400W/

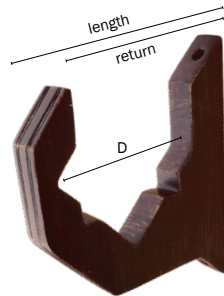


Double Bracket
 3 1/4" and 7" Return
 FCH200402W/

Square / Diamond Brackets



2" D, 3 1/2" Return
 5 1/2" L x 6 1/8" H
 FCH200420W/
 3" D, 3 1/2" Return
 6" L x 7 1/4" H
 FCH300420W/




2" D, 6" Return
 8" L x 8 1/2" H
 FCH200421W/
 3" D, 6" Return
 9 1/2" L x 7 1/4" H
 FCH300421W/


European Brackets




Adjustable Mounting Bracket



1 3/8" D, 3 1/2" Return
 FCH138430W/
 2" D, 4" Return
 FCH200430W/






1 3/8" D, 6 1/2" Return
 FCH138431W/
 2" D, 7" Return
 FCH200431W/



Talia Finial
shown in Old World Gold

TRAVERSE RODS





TRAVERSE OPTIONS

- Length of pole: 4' - 16'.
- Fluted, smooth or square routed poles in 2" or 3" D.
- With or without "C" Rings (2" D round only).
- Baton draw (standard 36" fiberglass) or corded (standard 72" drop).
- 3" or 6" return brackets.
- Single or double track system.
- Brown or white color: track, brackets, cord, tension device.
- Ripplefold or Pinch Pleat.
- Center, left or right draw.
- Cord left or right.

COMPONENTS

Mounting Options



SINGLE TRACK SYSTEM
with "C" Rings, Fluted or Smooth, 2" D



DOUBLE TRACK SYSTEM
with "C" Rings, Fluted or Smooth, 2" D



SINGLE TRACK SYSTEM
no "C" Rings, Fluted
Smooth or Square, 2" or 3" D



DOUBLE TRACK SYSTEM
no "C" Rings, Baton Draw,
Fluted, Smooth or Square, 2" or 3" D

Universal For Cord or Baton Draw

WALL BRACKET



3" Return
BT5433/
White - W
Brown - B

DOUBLE WALL BRACKET

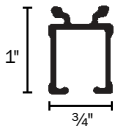


5 1/2" Front, 3" Back Return
BT5443/
White - W
Brown - B



Kingston Finial
shown in Weathered Bronze

BATON DRAW SYSTEM



Baton Draw Track, White

Master Carriers



RIPPLEFOLD
(Hidden Baton)
BT3125L - Left
BT3125R - Right



PINCH PLEAT
(Hidden Baton)
BT3005L - Left
BT3005R - Right



RIPPLEFOLD
(Exposed Baton)
BT3123L - Left
BT3123R - Right



PINCH PLEAT
(Exposed Baton)
BT3003L - Left
BT3003R - Right

End Caps

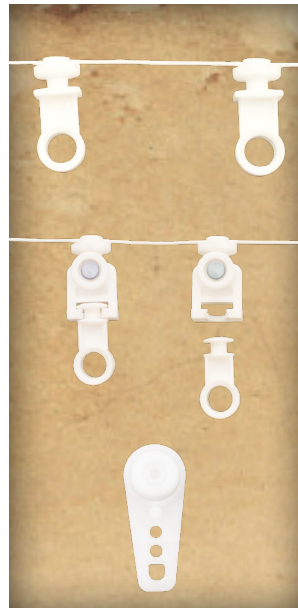


BT4223
Ripplefold



BT4013
Pinch Pleat

Carriers



RIPPLEFOLD FRICTION CARRIER

- R1120 - 120% fullness
- R1100 - 100% fullness
- R1080 - 80% fullness
- R1060 - 60% fullness

RIPPLEFOLD ROLLER CARRIER

- R2120 - 120% fullness
- R2100 - 100% fullness
- R2080 - 80% fullness
- R2060 - 60% fullness

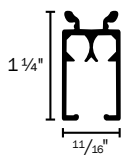
MICRO BALL BEARING CARRIER

CP10



Wilshire Finial
shown in Antique Silver

CORD DRAW SYSTEM



Corded Track, White or Brown

Carriers



"C" RINGS
9201/
White - W
Brown - B

Pulley



"C" RING END PULLEY
WITH CARRIER
9214/
White - W
Brown - B

Master Carriers



"C" RINGS
9217/ - Left
White - W, Brown - B



"C" RINGS
9216/ - Right
White - W, Brown - B



SMOOTH
"C" RINGS
9225/ - 2" D

Tension Devices



SURE-SHADE™
UNIVERSAL DRIVE
TENSION DEVICE
Dark Brown - CT70/DB
White - CT70/W

Sure-Shade™
Universal Drive
Tension Devices
also available:
Black (K)
Pecan (P)
Beige (B)
Off-White (N)
Gray (G)
Clear (C)



BUTTON BORDERS



NEO-CLASSICAL
FN1240S/
Fits #60 size buttons



NEO-CLASSICAL
FN1242S/
Fits #75 size buttons



BEADED
FN1241S/
Fits #60 size buttons



BEADED
FN1243S/
Fits #75 size buttons

FINISH OPTIONS



THEATRE
ANTIQUE
GOLD
TAG



PEWTER
PT



OLD
WORLD
GOLD
OWG

*Also available in the other 22 Finestra custom finishes on page 2 for a 30% surcharge.

BUTTON EMBELLISHMENTS

APPLICATION OPTIONS

Button Embellishment options include Sew-on Button or Pin-on Clasp (approx. 1/2" long shank).



SEW-ON
BUTTON
BT



PIN-ON
CLASP
PN



ROYAL
MEDALLION
FN1211BT/
FN1211PN/



ACANTHUS
FN1230BT/
FN1230PN/



CIRCA
FN1206BT/
FN1206PN/



STARBURST
FN1231BT/
FN1231PN/



SMALL
SWIRL
FN1215BT/
FN1215PN/



BLOSSOM
FN1232BT/
FN1232PN/



FLOWER
MEDALLION
FN1205BT/
FN1205PN/

DECORATIVE TASSELS



MEDIUM
TASSEL
FN21/



SMALL
TASSEL
FN26/



THIN
TASSEL
FN24/



SCALE
EGG
FN105A/



FISH
FN80A/



GRAPE
FN227/



BASKET
WEAVE
EGG
FN112A/



STAR
FN226/



ACORN
FN225/



The customized details...

The customized details offered in the Finestra line allow you to design drapery hardware that is an extension of your own exquisite style.



Our Story

Balancing timeless beauty with functionality, Finestra Custom Decorative Hardware incorporates the look of old world elegance into modern day décor.

Inspired by the opulence and historical references of the Rococo, Renaissance and Baroque eras; the Finestra® Custom Decorative Hardware collection combines exquisite design details with hand crafted finishes evoking timeless luxury and elegance.

The Finestra Custom collection offers 30 beautiful finial designs that blend traditional styling with ornate details, 25 rich hand painted finishes with unique characteristics and a selection of pole designs custom-sized to fit any window. All options are available in 1 3/8", 2" and 3" diameters and ship within a 10 business day lead time. Decorative, coordinating traverse rods are also available in custom sizes for both residential and commercial applications with a 10 business day lead time.

30 designs - 25 finishes



Custom Decorative Hardware
30 designs - 25 finishes

TO PLACE AN ORDER

Phone 1-888-443-8182 - US & Canada
704-866-0650 - Outside US & Canada

Fax 1-800-554-0407 - US & Canada
704-868-9787 - Outside US & Canada

E-Mail Sales@FinestraDecorativeHardware.com

Web FinestraCustomHardware.com

230 Meek Road
Gastonia, NC 28056

Offices are open Monday -
Friday 8:00 AM - 6:00 PM ET

Proudly finished in the USA.

