

HVAC

Product Catalog

- Condensate Removal
- Ice Machine Replacement
- Evaporative Cooler
- Accessories



Wastewater

Water Systems

HVAC

Industrial

Engineered
Products

LittleGIANT®

What's Hot!

Condensate Removal Pump: Medium Tank

1/2 gallon capacity; safety switch;
and 20' shut off.

See page 4 for more information.



VCMA-20ULS

Condensate Removal Pump: Shallow-Pan Tank

Durable thermoplastic float;
advanced mechanical switch;
and fully submersible.

See page 7 for more information.



1-ABS

Condensate Removal Pump: Recommended for air conditioners and refrigeration equipment

The Little Giant TP series of peristaltic pumps have been designed to run quieter and more efficiently than other condensate pumps. These self priming pumps automatically remove condensate water from air conditioners and refrigeration equipment.

See page 9 for more information.



TP Series

Accessories: Auxiliary Condensate Overflow Safety Switch

Low-voltage; 18" or 72" lead wire;
and can install switch to activate
audible and/or visual alarm.

See page 13 for more information.



ACS-3

See your distributor for more information,
or call Franklin Electric directly at 1-800-701-7894.

- Condensate Removal
- Ice Machine Replacement
- Evaporative Cooler
- Accessories



Table of Contents

Condensate Removal Pumps

VCMX Series	2-3
VCMA Series	4
VCC Series	5
VCL Series	5-6
ABS Series	7-8
EC Series	8
TP Series	9
EC-OP-K Series	10

Evaporative Cooler Pumps

CP Series	11
-----------------	----

Ice Machine Replacement Pumps

RIM-U Series	12
--------------------	----

Accessories

Coil Cleaning Kit	12
Safety Switches	13
Tubing	14
Check Valves	15

Specification Charts

Specification Charts	16
----------------------------	----

Condensate Removal Pumps

VCMX SERIES

High Capacity Model



VCMX- 20ULS

Applications

- For removal of condensate from air conditioners, suitable for high efficiency, gas furnace condensation, and condensing boilers

Features

- Fully automatic: start, stop, safety switch
- Check valve outlet: 3/8" (9.5 mm), for 3/8" (9.5 mm) ID
- cCSAus listed
- Options: safety switch, 20' (6 m) of 3/8" (9.5 mm) tubing, and anti-sweat sleeve
- 1/30 hp high performance motor

Series Specifications

Capacity: 84 gph @ 1' (318 lph @ 0.31 m) 115 V
80 gph @ 1' (303 lph @ 0.31 m) 230 V

Impeller: Polypropylene

Electrical: 115 V, 60 Hz, 1.5A, 93 W
230 V, 50/60 Hz, 0.60A, 75 W

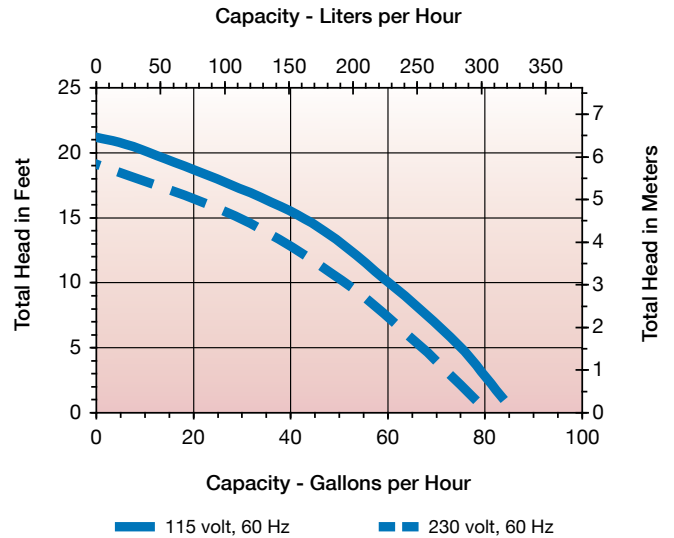
Shut Off: 21' (4.8 m)

Operation: Automatic

Maximum Liquid Temperature: 140 °F (60 °C)

Discharge: 3/8" (9.5 mm)

Performance Curve



Model Characteristics

NXTGen

Item #	Model	Performance (GPH @ Height in Feet)					Shut Off (ft)	Volts	Hertz	Amps	Watts	Cord (ft)	Check Valve	Safety Switch	Dimensions (inches)			List/Cert.
		1	5	10	15	20									Height	Length	Width	
554520	VCMX-20UL	84	75	60	42	10	21	115	60	1.5	93	6	3/8"	No	6.5	10.2	4.8	cCSAus
554521	VCMX-20UL	80	69	54	36	0	20	230	50/60	0.6/0.5	75	6	3/8"	No	6.5	10.2	4.8	cCSAus
554530	VCMX-20ULS	84	75	60	42	10	21	115	60	1.5	93	6	3/8"	Yes	6.5	10.2	4.8	cCSAus
554531	VCMX-20ULS	80	69	54	36	0	20	230	50/60	0.6/0.5	75	6	3/8"	Yes	6.5	10.2	4.8	cCSAus

NXTGen With Tubing

Item #	Model	Performance (GPH @ Height in Feet)					Shut Off (ft)	Volts	Hertz	Amps	Watts	Cord (ft)	Check Valve	Safety Switch	Dimensions (inches)			List/Cert.
		1	5	10	15	20									Height	Length	Width	
554550	VCMX-20ULST	84	75	60	42	10	21	115	60	1.5	93	6	3/8"	Yes	6.5	10.2	4.8	cCSAus
554551	VCMX-20ULST	80	69	54	36	0	20	230	50/60	0.6/0.5	75	6	3/8"	Yes	6.5	10.2	4.8	cCSAus

NXTGen With Anti-Sweat Sleeve

Item #	Model	Performance (GPH @ Height in Feet)					Shut Off (ft)	Volts	Hertz	Amps	Watts	Cord (ft)	Check Valve	Safety Switch	Dimensions (inches)			List/Cert.
		1	5	10	15	20									Height	Length	Width	
554542	VCMX-20ULS-C	84	75	60	42	10	21	115	60	1.5	93	6	3/8"	Yes	6.8	10.3	5.1	cCSAus

VCMX SERIES

High Capacity Model continued

External Overflow Safety Switch		
Item #	Model	Description
599136	ACS-X10	Safety Switch with 10" Leads
599137	ACS-X72	Safety Switch with 72" Cable
Anti-Sweat Sleeve		
Item #	Model	Description
599138	VCMX-CK	Tank Sleeve with Mounting Bracket

VCMX
External Safety
Switch (optional)



**Replacement
Check Valve**

**Fast & easy
wall mounting**



VCMX-20ULS



VCMX-20ULST
with Tubing



VCMX-20ULS-C
with Anti-Sweat
Sleeve

**1/4-Turn
Check Valve:**
Allows servicing
without removal of
tubing, eliminating
water spills

Cooling Design:
Improved cooling
increases pump life

**Sleek and Stylish
Appearance:**
Performs as good
as it looks

**Optional External
Overflow
Safety Switch:**
Gives you the option
to connect air-handler
shutdown, or activate
an alarm or building
automation system

Slimmer Footprint:
6.5" x 10.2" x 4.8"
size offers flexibility
in tight spaces

Rubber Feet:
Absorb vibration
on hard surface
installations

**Oil-Resistant Tank
and Check Valve:**
Eliminate the problem
of cracked tanks with
exposure to oil

**External Test/
Run Lever:**
Quick test/run and
easy drainage of the
tank for servicing



Condensate Removal Pumps

VCMA SERIES Medium Tank



VCMA-15ULS

Applications

- For removal of condensate from an air conditioner, suitable for high efficiency, gas furnace condensation, and condensing boilers

Features

- 1/50 hp high performance motor
- ABS tank, motor cover, and volute
- 1/2 gallon tank capacity
- Stainless steel shaft
- Snap-action switch
- Removable 3/8" (9.5 mm) barbed check valve
- 3 inlet drain holes
- Thermal overload protection
- Includes 20' (6.1 m) of 3/8" ID (9.5 mm) tubing (554411 and 554415 only)
- Safety switch (554405 and 554415 only)
- cCSAus

Series Specifications

Capacity: 65 gph @ 1'
(246 lph @ 0.31 m)

Shut Off: 15' (4.6 m)

Maximum Liquid Temperature:
140 °F (60 °C)

Discharge: 3/8" barbed (9.5 mm)

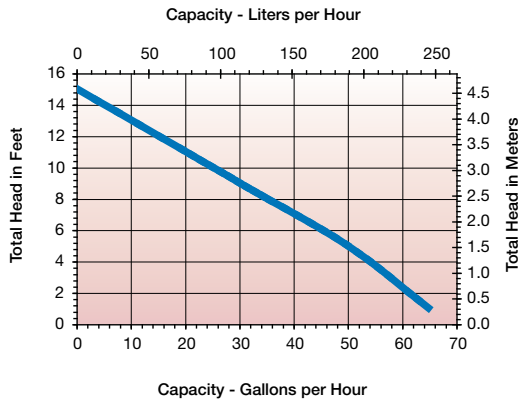
Impeller: Glass-filled polypropylene

Electrical: 115 V, 60 Hz, 1A

Operation: Automatic

Model Characteristics

Item #	Model	Volts	Capacity	
			Cord	Capacity
554401	VCMA-15UL	115	6'	65 GPH @ 1'
			1.8 m	246 LPH @ 0.31 m
554405	VCMA-15ULS	115	6'	65 GPH @ 1'
			1.8 m	246 LPH @ 0.31 m
554411	VCMA-15ULT	115	6'	65 GPH @ 1'
			1.8 m	246 LPH @ 0.31 m
554415	VCMA-15ULST	115	6'	65 GPH @ 1'
			1.8 m	246 LPH @ 0.31 m



VCMA-20ULS

Applications

- For removal of condensate from an air conditioner, suitable for high efficiency, gas furnace condensation, and condensing boilers

Features

- 1/30 hp high performance motor
- ABS tank, motor cover, and volute
- 1/2 gallon tank capacity
- Stainless steel shaft
- Removable 3/8" (9.5 mm) barbed check valve
- 3 inlet drain holes
- Thermal overload protection
- Includes 20' (6.1 m) of 3/8" ID (9.5 mm) tubing (554431, 554435, and 554461 only)
- Safety switch (554435, 554425, 554455, and 554461 only)
- cCSAus

Series Specifications

Capacity: 80 gph @ 1'
(303 lph @ 0.31 m)

Shut Off: 20' (6.1 m) 115 V models
17' (5.2 m) 230 V models

Maximum Liquid Temperature:
140 °F (60 °C)

Discharge: 3/8" barbed (9.5 mm)

Impeller: Glass-filled polypropylene

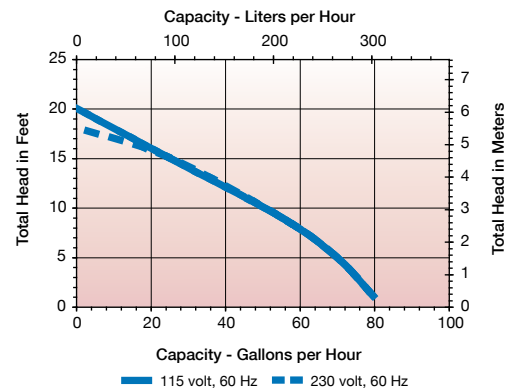
Electrical: 115 V, 60 Hz, 1A
230 V, 50/60 Hz,

0.6/0.5A

Operation: Automatic

Model Characteristics

Item #	Model	Volts	Capacity	
			Cord	Capacity
554421	VCMA-20UL	115	6'	80 GPH @ 1'
			1.8 m	303 LPH @ 0.31 m
554451	VCMA-20UL	230	6'	80 GPH @ 1'
			1.8 m	303 LPH @ 0.31 m
554425	VCMA-20ULS	115	6'	80 GPH @ 1'
			1.8 m	303 LPH @ 0.31 m
554455	VCMA-20ULS	230	6'	80 GPH @ 1'
			1.8 m	303 LPH @ 0.31 m
554431	VCMA-20ULT	115	6'	80 GPH @ 1'
			1.8 m	303 LPH @ 0.31 m
554435	VCMA-20ULST	115	6'	80 GPH @ 1'
			1.8 m	303 LPH @ 0.31 m
554461	VCMA-20ULST	230	6'	80 GPH @ 1'
			1.8 m	303 LPH @ 0.31 m



Condensate Removal Pumps

VCC SERIES Low Profile Tank

VCC-20ULS



Applications

- For removal of condensate from an air conditioner, suitable for high efficiency and gas furnace condensation

Features

- Low profile for limited space applications
- 1/30 hp motor
- ABS tank, motor cover, and volute
- 3/10 gallon tank capacity
- Stainless steel shaft
- Removable 3/8" (9.5 mm) barbed check valve
- Thermal overload protection
- Safety switch
- cCSAus

Series Specifications

Capacity: 200 gph @ 1'
(757 lph @ 0.31 m)

Shut Off: 14' (4.3 m)

Liquid Temperature: 120 °F (49 °C)

Discharge: 3/8" barbed (9.5 mm)

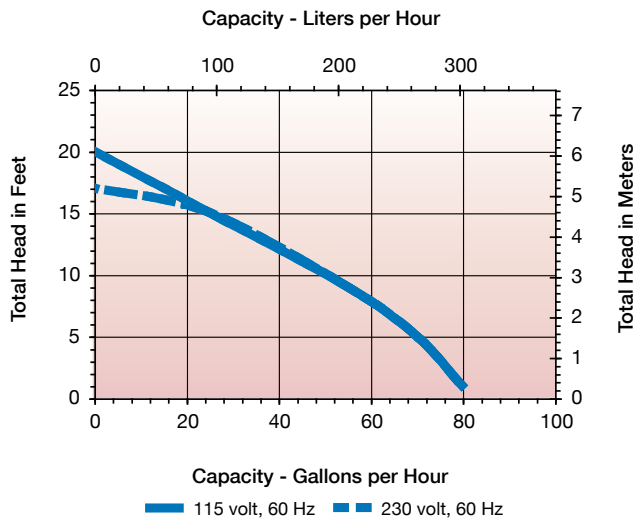
Impeller: Polypropylene

Electrical: 115 V, 60 Hz, 1A

Operation: Automatic

Model Characteristics

Item #	Model	Volts	Capacity	
			Cord	Capacity
554200	VCC-20ULS	115	6'	80 GPH @ 1'
			1.8 m	303 LPH @ 0.31 m
554210	VCC-20ULS	230	6'	80 GPH @ 1'
			1.8 m	303 LPH @ 0.31 m



VCL SERIES Large Tank

VCL-14ULS



Applications

- For removal of condensate from an air conditioner, suitable for high efficiency, gas furnace condensation, and condensing boilers

Features

- 1/50 hp motor
- Galvanized steel tank cover
- ABS tank, volute, and switch cover
- 1 gallon tank capacity
- Stainless steel shaft
- Thermal overload protection
- Safety switch
- cCSAus

Series Specifications

Capacity: 200 gph @ 1'
(757 lph @ 0.31 m)

Shut Off: 14' (4.3 m)

Liquid Temperature: 120 °F (49 °C)

Discharge: 3/8" barbed (9.5 mm)

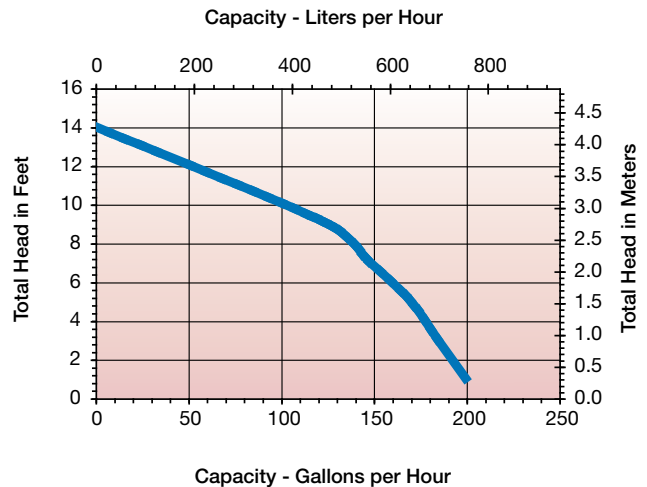
Impeller: Polypropylene

Electrical: 115 V, 60 Hz, 1A

Operation: Automatic

Model Characteristics

Item #	Model	Volts	Capacity	
			Cord	Capacity
553101	VCL-14ULS	115	6'	200 GPH @ 1'
			1.8 m	757 LPH @ 0.31 m



Condensate Removal Pumps

VCL SERIES Large Tank



VCL-24ULS

Applications

- For removal of condensate from an air conditioner, suitable for high efficiency, gas furnace condensation, and condensing boilers

Features

- 1/8 hp motor
- Galvanized steel tank cover
- ABS tank, volute, and switch cover
- 1 gallon tank capacity
- Stainless steel shaft
- Snap-action switch
- Safety switch (553201, 553211)
- Thermal overload protection
- cCSAus

Series Specifications

Capacity: 270 gph @ 1'
(1022 lph @ 0.31 m)

Shut Off: 24' (7.3 m)

Liquid Temperature: 120 °F (49 °C)

Discharge: 3/8" barbed (9.5 mm)

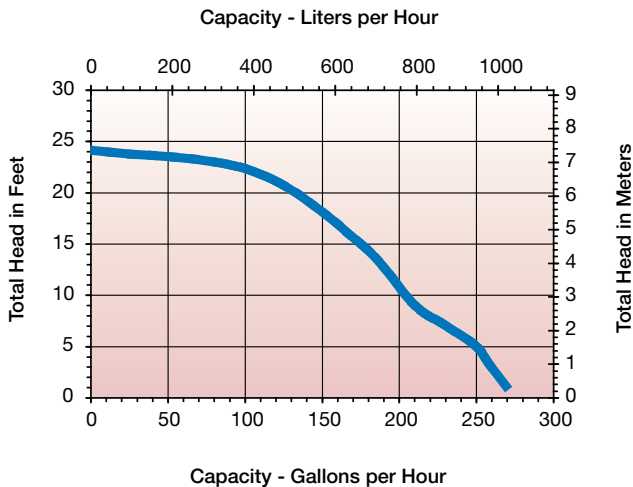
Impeller: Polypropylene

Electrical: 115 V, 60 Hz, 2.5A
230 V, 50/60 Hz, 1.2A

Operation: Automatic

Model Characteristics

Item #	Model	Volts	Cord	Capacity
553206	VCL-24UL	115	6'	270 GPH @ 1'
			1.8 m	1022 LPH @ 0.31 m
553201	VCL-24ULS	115	6'	270 GPH @ 1'
			1.8 m	1022 LPH @ 0.31 m
553211	VCL-24ULS	230	6'	270 GPH @ 1'
			1.8 m	1022 LPH @ 0.31 m



VCL-45ULS

Applications

- For removal of condensate from an air conditioner, suitable for high efficiency, gas furnace condensation, and condensing boilers

Features

- 1/5 hp motor
- Galvanized steel tank cover
- ABS tank, volute, and switch cover
- 1 gallon tank capacity
- Stainless steel shaft
- Snap-action switch
- Thermal overload protection
- 3/8" (9.5 mm) discharge copper tube
- cCSAus

Series Specifications

Capacity: 450 gph @ 1'
(1704 lph @ 0.31 m)

Shut Off: 45' (13.7 m)

Liquid Temperature: 120 °F (49 °C)

Discharge: 3/8" barbed (9.5 mm)

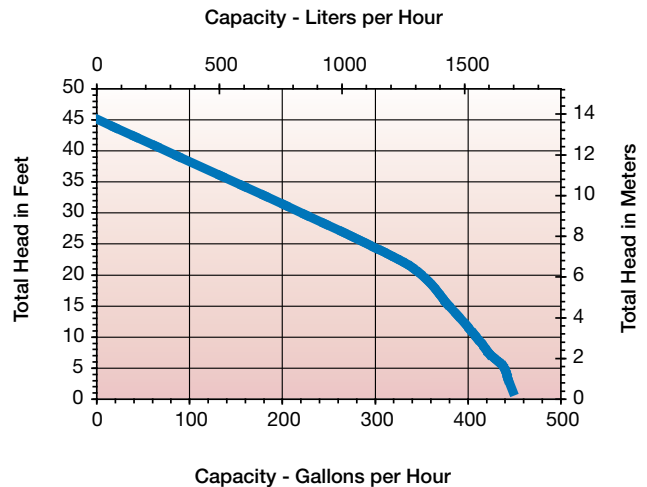
Impeller: Polypropylene

Electrical: 115 V, 60 Hz, 3.5A
230 V, 50/60 Hz, 1A

Operation: Automatic

Model Characteristics

Item #	Model	Volts	Cord	Capacity
553240	VCL-45ULS	115	6'	450 GPH @ 1'
			1.8 m	1704 LPH @ 0.31 m
553245	VCL-45ULS	230	6'	450 GPH @ 1'
			1.8 m	1704 LPH @ 0.31 m



Condensate Removal Pumps

ABS SERIES Shallow-Pan Tank

1-ABS



2-ABS



Applications

- For removal of condensate from an air conditioner drain pan or reservoir

Features

- 1/50 hp oil-filled motor
- Epoxy-coated cast aluminum housing and motor cover
- Nylon volute
- Stainless steel shaft
- Nitrile shaft seal
- Screened intake
- Advanced mechanical switch
- Thermal overload protection
- cCSAus

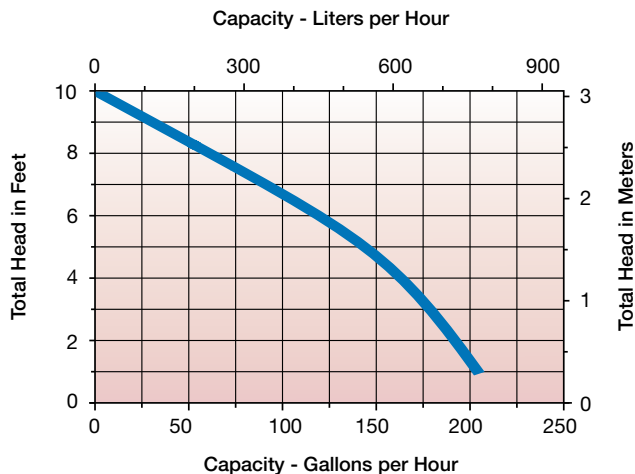
Series Specifications

Capacity: 205 gph @ 1' (776 lph @ 0.31 m)
Shut Off: 10' (3.0 m)
Liquid Temperature: 120 °F (49 °C)
Discharge: 1/4" MNPT
Impeller: Nylon

Electrical: 115 V, 60 Hz, 1.1A
 230 V, 50/60 Hz, 0.6/0.5A
Operation: Automatic

Model Characteristics

Item #	Model	Volts	Cord	On Level	Off Level
550521	1-ABS	115	9' 2.8 m	1-3/4"	1-1/4"
550532	1-ABS	230	11' 3.4 m	1-3/4"	1-1/4"



Applications

- For removal of condensate from an air conditioner drain pan or reservoir

Features

- 1/40 hp oil-filled motor
- Epoxy-coated cast aluminum housing
- Includes 1/2 gallon capacity mineral-filled nylon tank
- Nylon volute
- Stainless steel shaft
- Viton® shaft seal
- Hooded intake
- Advanced mechanical switch
- Thermal overload protection
- cCSAus

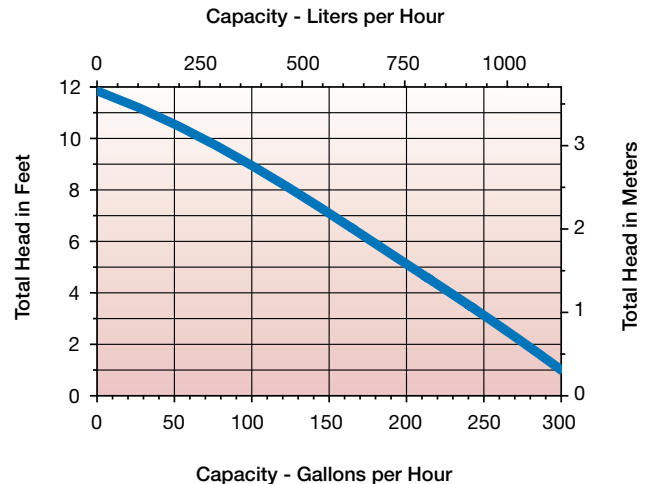
Series Specifications

Capacity: 300 gph @ 1' (1136 lph @ 0.31 m)
Shut Off: 11.8' (3.6 m)
Liquid Temperature: 120 °F (49 °C)
Discharge: 1/4" MNPT
Impeller: Nylon

Electrical: 115 V, 60 Hz, 1.7A
 230 V, 50/60 Hz, 0.9/0.7A
Operation: Automatic

Model Characteristics

Item #	Model	Volts	Cord	On Level	Off Level
551020	2-ABS	115	9' 2.8 m	3" 7.6 cm	2" 5.1 cm
551030	2-ABS	230	11' 3.4 m	3" 7.6 cm	2" 5.1 cm



Condensate Removal Pumps

ABS SERIES Shallow-Pan Tank

3-ABS



Applications

- For condensate removal

Features

- 1/2 hp oil-filled motor
- Epoxy-coated cast aluminum housing and motor cover
- Galvanized steel tank cover
- ABS tank
- 1 gallon capacity
- Nylon volute
- Stainless steel shaft
- Thermal overload protection
- 1/2" MNPT discharge with brass check valve for 1/2" OD (12.7 mm), rigid plastic or copper
- Viton® shaft seal
- Advanced mechanical switch
- Thermal overload protection
- cCSAus

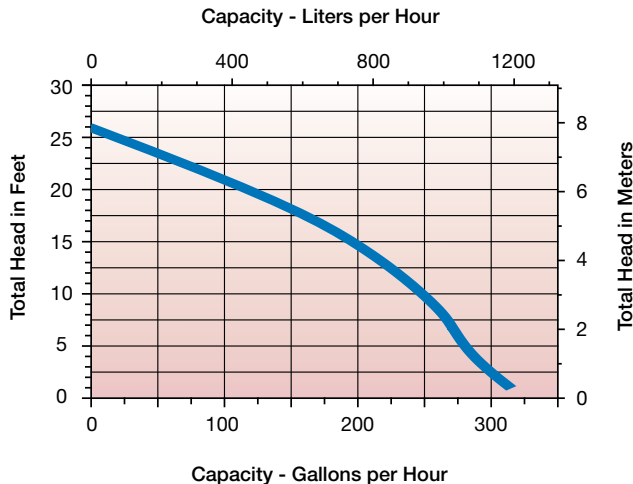
Series Specifications

Capacity: 310 gph @ 1' (1173 lph @ 0.31 m)
Shut Off: 26' (7.9 m)
Liquid Temperature: 120 °F (49 °C)
Discharge: 1/2" MNPT (12.7 mm)
Impeller: Nylon

Electrical: 115 V, 60 Hz, 3.5A
 230 V, 50/60 Hz, 1.8/1.6A
Operation: Automatic

Model Characteristics

Item #	Model	Volts	Cord		On Level	Off Level		
			9'	2.8 m	4.25"	10.8 cm	3.25"	8.3 cm
551320	3-ABS	115						
551330	3-ABS	230	11'	3.4 m	4.25"	10.8 cm	3.25"	8.3 cm



EC SERIES Mini-Split/Ductless

EC-400



Applications

- Removes condensate from ductless mini-split wall mount air conditioners and fan coils

Features

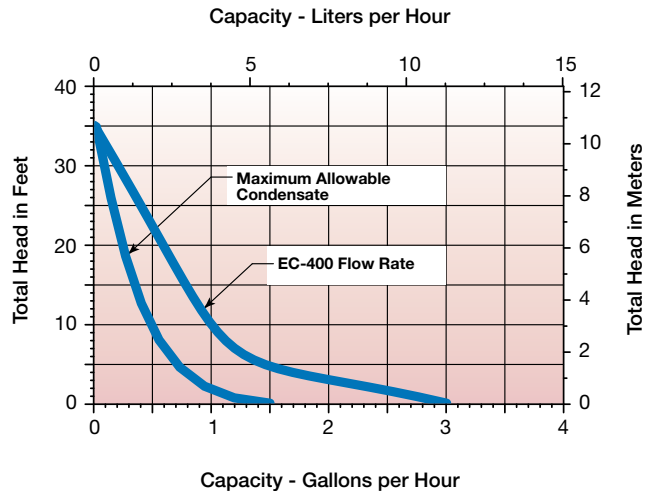
- For intermittent operation, maximum 50% duty cycle
- Condensate produced in application must be no more than half the pump's flow rate for any given head
- Use with most mini-split air conditioning units up to 25,000 BTU/hr
- cURus
- Self-priming pump can be placed up to 3' (.9 m) above reservoir
- Includes safety switch, suction tubing (3" x 5/32" ID) [76.2 mm x 3.96 mm], vent tubing (8" x 5/32" ID) [20.3 cm x 3.96 cm], drain tubing (3" x 1/2" ID) [76.2 mm x 12.7 mm] and tubing adapter (5/32" x 1/4" ID) [3.96 mm x 6.3 mm]

Series Specifications

Capacity: 2.5 gph @ 1' (9.5 lph @ 0.31 m)
Shut Off: 35' (10.7 m)
Electrical: 115 V, 60 Hz, 0.24A
 230 V, 60 Hz, 0.1A
Operation: Automatic

Model Characteristics

Item #	Model	Volts
553458	EC-400	230
553455	EC-400	115



Condensate Removal Pumps

TP SERIES Peristaltic



TPS

Applications

- Removes condensate from ductless mini split wall mount, cassette air conditioners, and fan coils

Features

- Not affected by dust, bacteria, mold or airborne particles found in condensate
- Glass-reinforced polycarbonate pump/motor housing
- Hinged tube cover
- Extra tube assembly included
- Santoprene® tube
- Easy to replace pump tube – no tools required
- 5-minute “off” delay (TPS and TPT models)
- Impedance protected motor
- Test switch
- Double insulated, enclosed motor housing
- Wall bracket included
- Recommended for systems up to 12 kW (6 kW in tropical areas)
- cCSAus

Series Specifications

Shut Off: 46' (14 m)

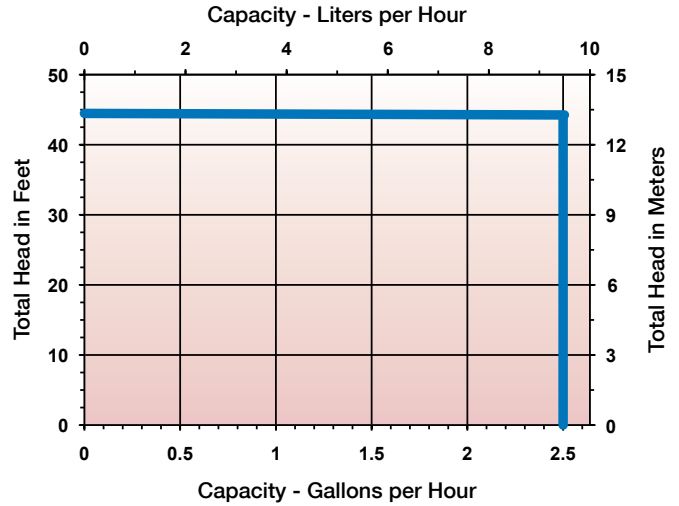
Suction Lift: 6.5' (2 m)

Inlet: 1/4" (6 mm) ID

Electrical: 230 V, 50/60 Hz,
0.06A, 13W

Alarm Contact: 5A (TPR only)

Performance Curve



Model Characteristics

Item #	Model No.	Volts	Hertz	Amps	Watts	Shut Off (ft)	Suction Lift	Max Flow (GPH)	Weight (lbs)	Dimensions (H x L x W)
553674	TPS	230	50/60	.06	13	46'	6.5'	2.5	2.3	4.5" x 3.8" x 3.9"
						14 m	2 m	9.46 LPH	1.04 kg	114.8 mm x 95.5 mm x 98.3 mm
553675	TPT	230	50/60	.06	13	46'	6.5'	2.5	2.3	4.5" x 3.8" x 3.9"
						14 m	2 m	9.46 LPH	1.04 kg	114.8 mm x 95.5 mm x 98.3 mm
553676	TPR	230	50/60	.06	13	46'	6.5'	2.5	2.3	4.5" x 3.8" x 3.9"
						14 m	2 m	9.46 LPH	1.04 kg	114.8 mm x 95.5 mm x 98.3 mm
Reservoir	-	-	-	-	-	-	-	-	-	3.25" x 3.4" x 4.5"
Pump/Controller	-	-	-	-	-	-	-	-	-	82.5 mm x 86.3 mm x 114.3 mm
										3.9" x 1.5" x 1.5"
										99.0 mm x 38.1 mm x 35.6 mm

TP Series condensate pumps can be located in the ceiling void and lift water from wall, floor, ceiling or cassette air conditioning units up to 12 kW. Quieter than other condensate pumps, Little Giant TP pumps feature a totally enclosed motor (no ventilation required), “press-to-activate” switch, 5-minute “off” delay (TPS and TPT), easy to replace pump tube and mounting bracket.



TPS Series (compressor or cooling signal)

- Pump is connected directly to air conditioner and operates when air conditioner is on.



TPT Series (temperature signal)

- Pump is controlled by changes in temperature of the air moving through the air condition coil. Thermal sensors constantly measure difference of “air in” and “air out”. When temperature difference reaches 10 °F, pump starts. Sensor cable is 6.5 ft.



TPR Series (reservoir collection tank)

- Pump is controlled by float-operated switches and activates when water enters float reservoir. It incorporates overflow control circuit with 5 A Volt-free alarm circuit. Reservoir cable is 3 ft.

Condensate Removal Pumps

EC-OP-K SERIES Mini-Split/Ductless



Applications

- Removes condensate from ductless mini-split wall mount, cassette air conditioners, and fan coils

Features

- Pump float retainer for easy serviceability
- Clear reservoir for visual inspection of water level, float, and filter
- Safety alarm ready
- 8A resistive – 250 V alarm contact
- 5/16" (8 mm) inlet tubing with universal adapter
- 5/32" (4 mm) discharge tubing with 1/4" (6 mm) adapter
- 131' (40 m) maximum horizontal distance
- 176 °F (80 °C) thermal protection
- Safety alarm ready, suitable for BMS systems
- C-CSAus

Series Specifications

Shut Off: 29' (9 m)

Ambient Temperature: 104 °F (40 °C)

Discharge: 1/4" (6 mm)

Material: Flame retardant ABS

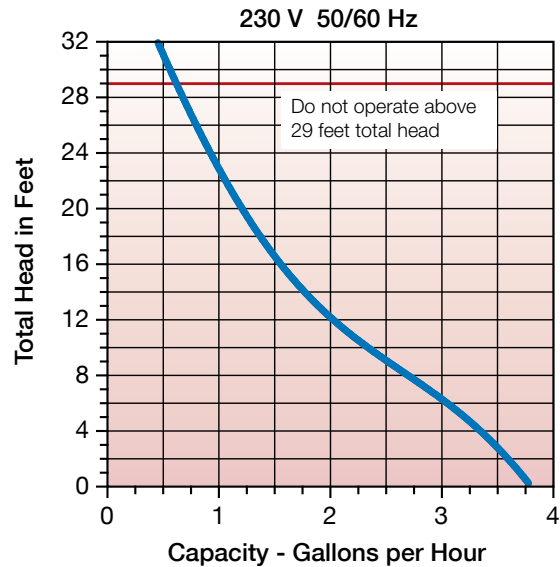
Electrical: 230 V, 50 Hz, 20W

Fuse: 3A (recommended, not included)

Operation: Automatic

EC-OP-K

Performance Curve



Model Characteristics

The EC-OP-K, has a unique design that reduces vibration and operating noise while improving sustained, maximum pumping performance making it ideal for a wide range of environments. The design also provides quieter starting and stopping of the pump motor.

The kit, model EC-OP-K comes complete with EC-OP pump, pump concealing cover, mounting bracket, and all hardware necessary for fast and easy installation. A template is provided for quick and accurate location beneath any air handler.

Item #	Model	Volts	Hertz	Dimensions (in)			Weight (lb)
				Height	Length	Width	
553712	EC-OP-K	230	50/60	3.5	8.3	3.2	3
				89 mm	201 mm	81 mm	1.36 (kg)



EC-OP-K Installed

Evaporative Cooler Pumps

CP SERIES



CP-1

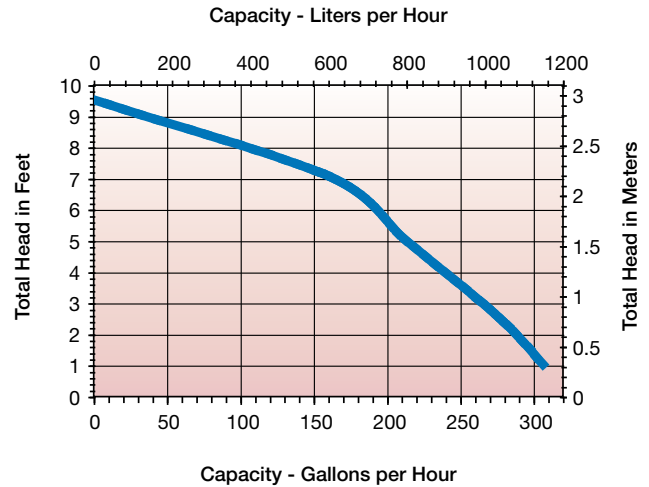
Applications

- For use in evaporative coolers, displays, laboratories, water transfer, and other applications; replacement units for OEM equipment

Features

- Heavy duty concentric fan-cooled motor
- Corrosion-resistant one-piece steel motor shaft
- Moisture-proof windings
- Oversized sleeve bearings with large oil reservoir
- Universal mounting configurations
- Discharge elbow fits 1/2" (12.7 mm), 5/8" (15.9 mm) or 3/4" (12.7 mm) ID flexible tubing (540005, 540015); and 5/8" (15.9 mm) and 3/4" (12.7 mm) ID flexible tubing (541005, 541015, 542005, and 542015)
- Low pump down and recovery levels
- Grounded plug
- Flame retardant housing
- Snap-off volute plate for easy cleaning
- Mesh debris screen
- Thermal overload protection
- UR listed

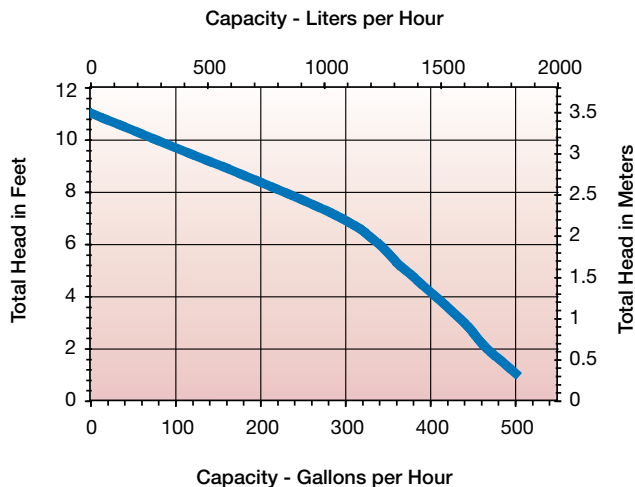
Performance Curve CP1



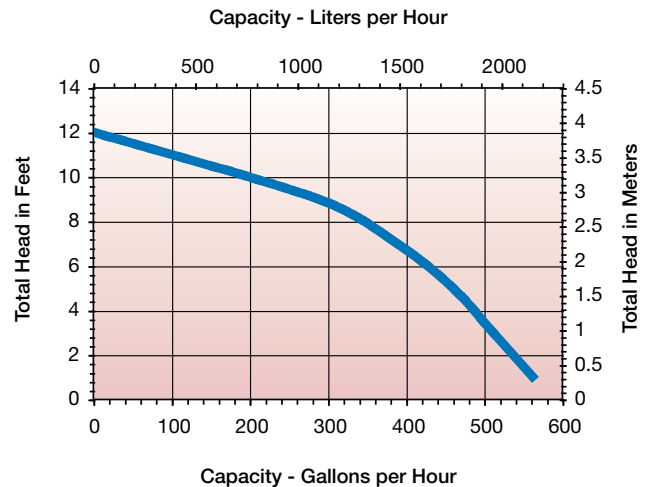
Model Characteristics

Item #	Model	HP	Volts	Capacity	Shut Off	Cord	CFM Rating	Replaces
540005	CP1-115	1/70	115/127	307 GPH @ 1'	9.5'	4'	5000 - 7500	CP-6500, CP-6500T, CP-651T-LLUR, CP-652T-LLUR
				1162 LPH @ 0.31 m	2.9 m	1.2 m		
540015	CP1-230	1/70	230	307 GPH @ 1'	9.5'	4'	5000 - 7500	CP-6500, CP-6500T, CP-651TLLUR, CP-652T-LLUR
				1162 LPH @ 0.31 m	2.9 m	1.2 m		
541005	CP2-115	1/50	115	502 GPH @ 1'	11'	4'	7500 - 15000	CP-10000, CP-10000UR, CP-211T-LLUR, CP-212T-LLUR
				1900 LPH @ 0.31 m	3.4 m	1.2 m		
541015	CP2-230	1/50	230	502 GPH @ 1'	11'	4'	7500 - 15000	CP-10000, CP-10000UR, CP-211T-LLUR, CP-212T-LLUR
				1900 LPH @ 0.31 m	3.4 m	1.2 m		
542005	CP3-115	1/30	115	563 GPH @ 1'	12'	4'	15000 - 21000	CP-15000, CP-15000UR
				2131 LPH @ 0.31 m	3.7 m	1.2 m		
542015	CP3-230	1/30	230	563 GPH @ 1'	12'	4'	15000 - 21000	CP-15000, CP-15000UR
				2131 LPH @ 0.31 m	3.7 m	1.2 m		

Performance Curve CP2




Performance Curve CP3



Ice Machine Replacement Pumps

RIM-U



Applications

- Universal replacement unit for OEM pumps

Features

- 1/25 hp motor
- Screened intake
- NSF-listed ABS volute, base, and discharge adapters
- Stainless steel shaft
- 4 lead wires, 3' (1 m) in length
- Thermal overload protection
- CSA recognized

Series Specifications

Capacity: N/A	Impeller: NSF-listed ABS
Liquid Temperature: 120 °F (49 °C)	Electrical: 115/230 V, 50/60 Hz
Discharge: 5/8" (15.9 mm) Y, 1/2" (12.7 mm), 5/8" (15.9 mm), 3/4" (19 mm) and 1" (25.4 mm) OD tubing	1.5/0.75A

Model Characteristics

Item #	Model	Volts
545600	RIM-U	115/230

Impeller Diameter	Discharge Adapter (I.D. Tubing Size)	Flow - Gallons / Liters per Hour 2 ft / .6 m	
		GPH	LPH
1.75" / 44.5 mm	1/2" / 12.7 mm	290	1097
	5/8" / 15.8 mm	435	1646
	3/4" / 19.1 mm	540	2044
	1" / 24.5 mm	585	2214
1.83" / 46.5 mm	1/2" / 12.7 mm	360	1362
	5/8" / 15.8 mm	550	2081
	3/4" / 19.1 mm	700	2649
	1" / 24.5 mm	810	3066
1.95" / 49.5 mm	1/2" / 12.7 mm	385	1457
	5/8" / 15.8 mm	600	2271
	3/4" / 19.1 mm	760	2876
	1" / 24.5 mm	825	3122
2.10" / 53.3 mm	1/2" / 12.7 mm	400	1514
	5/8" / 15.8 mm	600	2271
	3/4" / 19.1 mm	700	2649
	1" / 24.5 mm	760	2876

Accessories

GKPK-SC Coil Cleaning Kit



Applications

- For effective cleaning, deliming, and descaling of coils (Coil cleaning chemicals not included)

Features

Pump:

- 1/30 hp motor
- Glass-filled polypropylene volute
- Nitrile o-ring
- Ceramic thrust washers and shaft
- Thermal overload protection

Kit:

- Includes 5 gallon polyethylene tank, cover, baffle, 2-MD-SC (special version #580523) magnet-driven pump with mounting bracket, 18' (5.5 m) of 1/2" (12.7 mm) Tygon® tubing and 10' (3 m) of 1/2" (12.7 mm) ID vinyl tubing

Uses include:

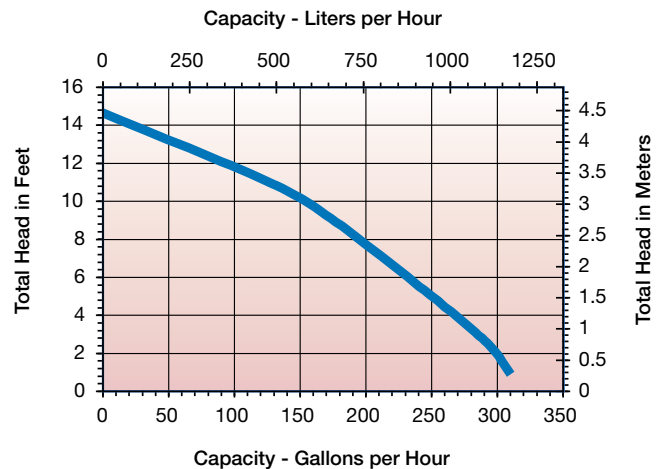
Heating - water heaters, steam converters, shell, and tube heat exchangers, vessel heating applications, fin tube coils, pool heaters, unit heater cleaning, car wash heaters, and oil supply lines to fuel oil heaters
Air Conditioning - air conditioning coils, seawater applications, distillation process, compressor burnouts, outdoor motor flushings, residential, and commercial uses

Series Specifications

Capacity: 310 gph @ 1' (1174 lph @ 0.31 m)	Impeller: Glass-filled polypropylene
Shut Off: 14.6' (4.5 m)	Electrical: 115 V, 60 Hz, 1.4A
Liquid Temperature: Intermittent up to 150 °F	

Model Characteristics

Item #	Model	Volts	Cord
562660	GKPK-SC	115	6' 1.8 m



Auxiliary Condensate Overflow Safety Switch

Applications

- Installs in the condensate drain pan of air conditioning or refrigeration units; reliable equipment shutdown when overflow conditions are detected

Features

- Can install switch to activate audible and/or visual alarm
- ABS housing
- ABS float
- Low voltage
- Lead wires
- UR / C-USA listing



Item #	Model	Wire	Max. VAC	Max. Amps
599122	ACS-2	18" .45 m	48 VAC/VDC	5
599123	ACS-2	72" 1.8 m	48 VAC/VDC	5
599124	ACS-3	72" 1.8 m	125-250 VAC/VDC	11

Secondary Condensate Overflow Safety Switch

Applications

- Installs in the primary drain pan's auxiliary outlet to detect downstream clogs; reliable equipment shutdown

Features

- Can install switch to activate audible and/or visual alarm
- Low voltage
- Lead wires
- Includes 3/4" MNPT (12.7 mm) x 3/4" (12.7 mm) slip adapter
- cULus listing



Item #	Model	Wire	Max. VAC	Max. Amps
14940157	ACS-5	72" 1.8 m	24 VAC	5

In-Line Condensate Overflow Safety Switch

Applications

- Installs in the drain lines to detect downstream clogs; reliable equipment shutdown

Features

- Can install switch to activate audible and/or visual alarm
- Low voltage
- Lead wires
- 3/4" (12.7 mm) plug, 3/4" (12.7 mm) slip x 3/4" (12.7 mm)
- Includes 1" x 3/4" (25.4 mm x 12.7 mm) adapter
- cULus listing



Item #	Model	Wire	Max. VAC	Max. Amps
599125	ACS-4	72" 1.8 m	24VAC	5

Accessories

T-20/25 Tubing



Features

- One carton of 25 pieces of 20' (6.01 m) length 3/8" (9.5 mm) ID VC tubing

Item #	Model
599033	T-20/25

T-3/8 Tubing



Features

- 100' (640.1 m) of 3/8" (9.5 mm) ID x 1/2" (12.37 mm) OD clear tubing

Item #	Model
599107	T-3/8

T-RPC-10 Tube



Features

- Replacement tube assembly for TPS, TPT, and TPR pumps

Item #	Model
599270	T-RPC-10

PC-10 Pump Repair Kit



Features

- Replacement roller and tube kit for TP Series and PC-10

Item #	Model
599325	PC-10-PRK

Reservoir Assembly



Features

- Replacement reservoir assembly for EC-400 and TPR pumps

Item #	Model
153781	Reservoir Assembly

ERC Extension Cable



Features

- 3.3' (1 m) extension cable for TPT temperature sensor and TPR and EC-400 reservoir assembly

Item #	Model
599170	ERC

Accessories

CV-2 Check Valve



Features

- For ABS Series pumps
- 1/4" FNPT (6.35 mm) to 1/4" (6.35 mm) OD tubing

Item #	Model
599061	CV-2

CV-4 Check Valve



Features

- For ABS Series pumps
- 1/2" FNPT (12.7 mm) to 1/2" (12.7 mm) OD tubing rigid plastic or copper tubing

Item #	Model
599062	CV-4

CV-35 Check Valve



Features

- For VCL-45ULS
- 3/8" (9.5 mm) rigid plastic or copper tubing on both ends

Item #	Model
599064	CV-35

CV-10 Check Valve



Features

- For VCC Series, VCMA Series and VCL-14/24 pumps
- 1/4" FNPT (6.35 mm) to 3/8" (9.5 mm) ID vinyl tubing

Item #	Model
599065	CV-10

CV-X38 Check Valve



Features

- For Condensate Pump Series VCMX
- 3/8" (9.5 mm) OD rigid plastic or copper tubing

Item #	Model
599058	CV-X38

CV-14/24 Check Valve



Features

- For VCC Series, VCMA Series and VCL-14/24 pumps
- 1/4" MNPT (6.35 mm) to 3/8" (9.5 mm) OD rigid plastic or copper tubing

Item #	Model
599069	CV-14/24

CV-15/20 Check Valve



Features

- Brass check valve for VCMA-15/20
- 1/4" MNPT (6.35 mm) to 3/8" (9.5 mm) OD rigid plastic or copper tubing

Item #	Model
599063	CV-15/20

Specifications Charts

Condensate Removal Pumps

Item #	Model	Performance (GPH @ Height in Feet)							Shut Off (ft)	PSI	Volts	Amps	Watts	Cord (ft)	Weight (lbs)	Gallons	Liter	Dimensions (inches)		
		1'	5'	10'	15'	20'	-	-										Height	Length	Width
554520	VCMX-20UL	84	75	60	42	10	-	-	21	9.1	115	1.5	93	6	5.00	0.3	1.2	6.5	10.2	4.8
554521	VCMX-20UL	80	69	54	36	0	-	-	20	8.6	230	0.6/0.5	75	6	5.00	0.3	1.2	6.5	10.2	4.8
554530	VCMX-20ULS	84	75	60	42	10	-	-	21	9.1	115	1.5	93	6	5.00	0.3	1.2	6.5	10.2	4.8
554531	VCMX-20ULS	80	69	54	36	0	-	-	20	8.6	230	0.6/0.5	75	6	5.60	0.3	1.2	6.5	10.2	4.8
554550	VCMX-20ULST	84	75	60	42	10	-	-	21	9.1	115	1.5	93	6	6.00	0.3	1.2	6.5	10.2	4.8
554551	VCMX-20ULST	80	69	54	36	0	-	-	20	8.6	230	0.6/0.5	75	6	6.00	0.3	1.2	6.5	10.2	4.8
554542	VCMX-20ULS-C	84	75	60	42	10	-	-	21	9.1	115	1.5	93	6	5.50	0.3	1.2	6.8	10.3	5.1

Item #	Model	Performance (GPH @ Height in Feet)								Shut Off (ft)	PSI	Volts	Amps	Watts	Cord (ft)	Weight (lbs)	Gallons	Liter	Dimensions (inches)		
		1'	3'	5'	7'	9'	15'	22'	Height										Length	Width	
554401	VCMA-15UL	65	-	50	-	30	-	-	15	6.5	115	1	60	6	4.8	0.5	1.9	7	11	5	
554405	VCMA-15ULS	65	-	50	-	30	-	-	15	6.5	115	1	60	6	4.8	0.5	1.9	7	11	5	
554411	VCMA-15ULT	65	-	50	-	30	-	-	15	6.5	115	1	60	6	5.8	0.5	1.9	7	11	5	
554415	VCMA-15ULST	65	-	50	-	30	-	-	15	6.5	115	1	60	6	5.8	0.5	1.9	7	11	5	
554421	VCMA-20UL	80	-	70	-	55	25	-	20	8.6	115	1.5	93	6	5.2	0.5	1.9	7	11	5	
554451	VCMA-20UL	80	-	70	-	55	25	-	17	7.4	230	.5	75	6	5.2	0.5	1.9	7	11	5	
554425	VCMA-20ULS	80	-	70	-	55	25	-	20	8.6	115	1.5	93	6	5.2	0.5	1.9	7	11	5	
554455	VCMA-20ULS	80	-	70	-	55	25	-	17	7.4	230	.5	75	6	5.2	0.5	1.9	7	11	5	
554431	VCMA-20ULT	80	-	70	-	55	25	-	20	8.6	115	1.5	93	6	6.3	0.5	1.9	7	11	5	
554435	VCMA-20ULST	80	-	70	-	55	25	-	20	8.6	115	1.5	93	6	6.5	0.5	1.9	7	11	5	
554461	VCMA-20ULST	80	-	70	-	55	25	-	17	7.4	230	.5	75	6	6.3	0.5	1.9	7	11	5	
554200	VCC-20ULS	80	-	70	-	55	25	-	20	8.6	115	1.5	93	6	5.4	0.3	1.2	5.5	12	5	
554210	VCC-20ULS	80	-	70	-	55	25	-	17	7.4	230	0.6/0.5	75	6	5.6	0.3	1.2	5.5	12	5	
553101	VCL-14ULS	200	185	170	148	125	-	-	14	6.1	115	1	78	6	6.8	1	3.8	9.5	12	6	
553206	VCL-24UL	270	260	250	230	210	175	105	24	10.4	115	2.5	148	6	8.6	1	3.8	10.5	12	6	
553201	VCL-24ULS	270	260	250	230	210	175	105	24	10.4	115	2.5	148	6	8.2	1	3.8	10.5	12	6	
553211	VCL-24ULS	270	260	250	230	210	175	105	24	10.4	230	1.2	148	6	8.6	1	3.8	10.5	12	6	
553240	VCL-45ULS	450	445	440	425	415	380	330	45	19.5	115	3.5	185	6	13	1	3.8	10.5	12	6	
553245	VCL-45ULS	450	445	440	425	415	380	330	45	19.5	230	1	250	6	14	1	3.8	10.5	12	6	
550520	1-ABS	205	180	145	-	-	-	-	10	4.3	115	1.1	70	9	3.5	-	-	4.44	7.438	3.75	
550530	1-ABS	205	180	145	-	-	-	-	10	4.3	230	0.6/0.5	70	9	3.75	-	-	4.44	7.438	3.75	
551020	2-ABS	300	255	205	160	105	-	-	11.8	5.1	115	1.7	100	9	5.5	0.5	1.9	4.9	9.0	4.6	
551030	2-ABS	300	255	205	160	105	-	-	11.8	5.1	230	0.9/0.7	100	9	5.75	0.5	1.9	4.9	9.0	4.6	
551320	3-ABS	310	290	280	270	260	200	-	26	11.2	115	3.5	210	9	11.5	1	3.8	6.5	12	6	
551330	3-ABS	310	290	280	270	260	200	-	26	11.2	230	1.8/1.6	210	11	11.75	1	3.8	6.5	12	6	

Peristaltic Condensate Removal Pumps

Item #	Model	Performance (GPH @ Height in Feet)			Shut Off (ft)	Volts	Hertz	Amps	Watts	Weight	Dimensions (Inches)		
		5'	10'	20'							Height	Length	Width
553674	TPS	2.5	2.5	2.5	46	230	50/60	0.06	13	2.3	4.5	3.8	3.9
553675	TPT	2.5	2.5	2.5	46	230	50/60	0.06	13	2.3	4.5	3.8	3.9
553676	TPR	2.5	2.5	2.5	46	230	50/60	0.06	13	2.3	4.5	3.8	3.9

EC Series Condensate Removal Pumps

Item #	Model	Performance (GPH @ Height in Feet)			Shut Off (ft)	Volts	Hertz	Amps	Watts	Weight	Dimensions (Inches)		
		1'	5'	10'							Height	Length	Width
553458	EC-400	2.5	1.5	1.0	35	230	60	.1	20	1	1.4	4.4	1.75
553455	EC-400	2.5	1.5	1.0	35	115	60	.24	19	1.2	1.4	4.4	1.75

Mini-Split/Ductless Condensate Removal Pumps

Item #	Model	Performance (GPH @ Height in Feet)					Shut Off (ft)	Volts	Hertz	Amps	Watts	Weight	Dimensions (Inches)		
		2'	4'	6'	8'	12'							Height	Length	Width
553712	EC-OP-K	3.6	3.3	3	2.7	2	29	230	50/60	0.1	20	3	3.5	8.3	3.2

Ice Machine Replacement Pumps, Evaporative Cooler Pumps and Coil Cleaning Kits

Item #	Model	HP	Performance (GPH @ Height in Feet)							Shut Off (ft)	PSI	Volts	Amps	Watts	Cord (ft)	Weight (lbs)	Dimensions (Inches)		
			1'	2'	3'	5'	7'	11'	15'								Height	Length	Width
540005	CP1-115	1/70	307	288	265	213	163	-	-	9.5	4.1	115/127	.9	85	4	2.5	9	4.5	4.5
540015	CP1-230	1/70	307	288	265	213	163	-	-	9.5	4.1	230	.5	75	4	2.5	9	4.5	4.5
541005	CP2-115	1/50	502	467	440	371	294	-	-	11	4.7	115	1.0	80	4	3	9	4.5	4.5
541015	CP2-230	1/50	502	467	440	371	294	-	-	11	4.7	230	.6	80	4	3	9	4.5	4.5
542005	CP3-115	1/30	563	512	460	389	287	-	-	12	5.2	115	1.2	95	4	3.5	9	4.5	4.5
542015	CP3-230	1/30	563	512	460	389	287	-	-	12	5.2	230	.6	90	4	3.5	9	4.5	4.5
545600	RIM-U	1/25	-	-	-	-	-	-	-	-	-	115/230	1.5/0.75	125	-	-	-	-	-
562660	GKPK-SC	1/30	310	300	285	-	-	-	-	14.6	6.3	115	1.43	109	4	11	8.6	20	16

About Our Company.

In 2006, Franklin Electric Company acquired Little Giant Pump Company to solidify our position as a leading global supplier of water pumping systems for residential and commercial markets.

Little Giant® products - sump, sewage, effluent, utility, condensate removal, and submersible industrial pumps - complement and broaden Franklin Electric's overall water systems offering.

Little Giant Pump Company, now Franklin Electric, offers the industry a well-respected brand of products - Little Giant. Founded on quality, availability, service, innovation, and value, Franklin Electric continues to bring the Little Giant brand name advantage.

Franklin Electric is a global leader in the production and marketing of systems and components for the movement of water and automotive fuels. Recognized as a technical leader in its specialties, Franklin serves customers around the world in residential, commercial, agricultural, industrial, municipal, and fueling applications.

Long recognized as the world's largest manufacturer of submersible electric motors, Franklin Electric has been able to leverage its expertise in motor applications to grow and serve several different markets. The principal application for Franklin products is water well pumping systems, where the company offers pumps, motors, drives, and controls. In addition, Franklin Electric produces a vast array of products for fueling systems and the water transfer market.

With 3,500 employees worldwide, Franklin Electric is a global manufacturer with over 25 manufacturing and distribution facilities located in the United States, Germany, Czech Republic, Italy, Mexico, Canada, Australia, Brazil, South Africa, China, and Japan.

ASME ASPE MANA 

Franklin Electric
P.O. Box 12010
Oklahoma City, OK 73157-2010
PH: 1-800-701-7894
FX: 1-800-678-7867
www.LittleGiantPump.com



Franklin Electric

Form 995505 01/13