

# High Wall Residential Heat Pump System



turn to the experts™

Indoor Model: RAV-SP180KRT-UL

Outdoor Model: RAV-SP180AT2-UL

## Submittal Data

Job Data: \_\_\_\_\_ Location: \_\_\_\_\_

Buyer: \_\_\_\_\_ Buyer P.O. # \_\_\_\_\_ Carrier # \_\_\_\_\_

Unit Number: \_\_\_\_\_ Model Number: \_\_\_\_\_

Performance Data Certified By: \_\_\_\_\_ Date: \_\_\_\_\_



### HIGH WALL STANDARD FEATURES

- Digital inverter compressor technology
- Turbo mode setting for quick temperature adjustment
- System can operate in cooling only mode with heating locked out
- Line lengths up to 165'
- Wireless controller included
- Auto louver mode
- Quiet operation
- 3 indoor unit fan speeds
- Low-ambient cooling down to 5°F
- Filter maintenance indicator
- Clean mode
- Indoor sound: as low as 38 decibels
- System diagnostics

### CONTROL STANDARD FEATURES

- Wireless remote control standard
- Code display on controller
- Turbo mode
- Multiple wireless control operation

(Unless otherwise indicated, data applies to both indoor and outdoor models)

<b>SYSTEM SIZE</b> .....	18
<b>REFRIGERANT</b> .....	R-410A
<b>PERFORMANCE</b>	
Rated Cooling Capacity (Btuh) .....	18,000
Cooling Range (Btuh) .....	3,560 –23,500
SEER/EER .....	19.5/10
Rated Heating Capacity (Btuh) .....	19,000
Heating Range (Btuh) .....	2,250 -23,000
HSPF .....	11.5
<b>CFM/Sound Pressure - dBA</b>	
Outdoor Sound Pressure (dBA) .....	48/49
Indoor Cooling Airflow H / M / L (cfm) .....	490/430/400
Indoor Cooling at Different Speeds (dBA) .....	43/41/38
Indoor Heating Airflow H / M / L (cfm) .....	490/430/400
Indoor Heating at Different Speeds (dBA) .....	43/41/38
<b>ELECTRICAL</b>	
System Voltage .....	208/230 - 1 – 60
Indoor Unit .....	Wired from Outdoor

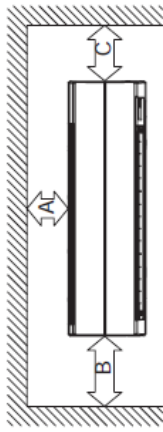
Wires between Indoor and Outdoor .....	4
MCA .....	17
MOCP .....	30
<b>CONTROLS</b>	
Wireless Remote .....	Standard
Wired Control .....	Optional
<b>REFRIGERANT LINES</b>	
Total Piping Length (ft) .....	165
Vertical Lift (ft) .....	98.5
Suction Line Size (in) .....	1/2
Liquid Line Size (in) .....	1/4
<b>AMBIENT OPERATING RANGE</b>	
Cooling DB Min ~ Max (F) .....	23~110
Heating DB Min ~ Max (F) .....	5~44
<b>UNIT WEIGHT - Gross/Net</b>	
Indoor unit (lbs) .....	25/20
Outdoor unit (lbs) .....	88/82

### Accessories:

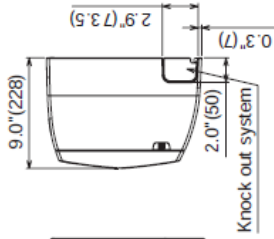
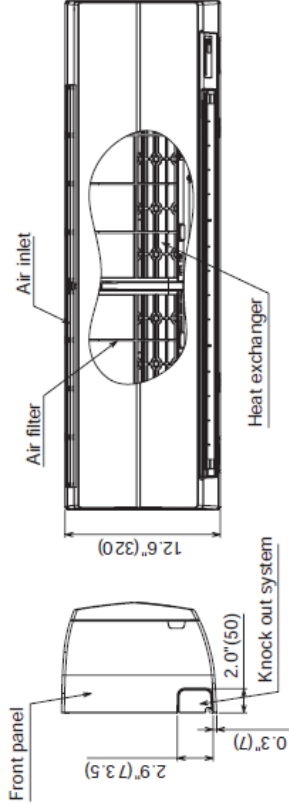
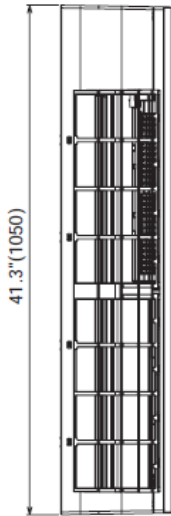
- Condensate Pump 208/230V       Wired Control RAV – Convertible

# Construction View: Indoor Unit RAV-SP180KRT-UL

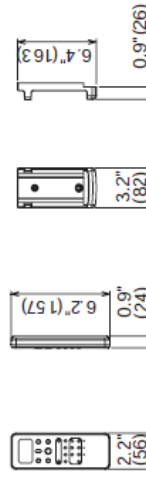
Space required for installation and servicing



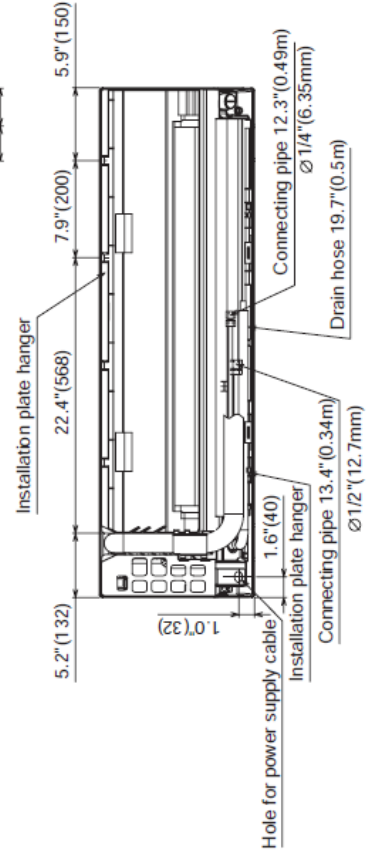
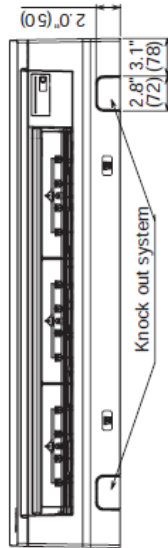
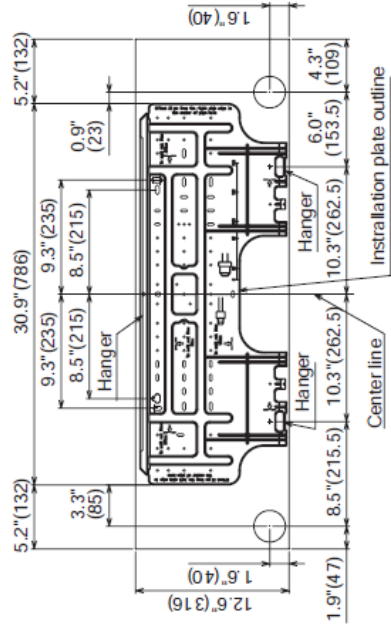
**CAUTION**  
Connecting pipe cannot be connected to the right side of the indoor unit when conduit pipe is used.  
When connecting pipe is connected on the left or bottom of the indoor unit, connect the conduit pipe on other side.



Distance	Comments
A 2.0'(50) or more	
B 33.5'(850) or more	For exchange of cross flow fan
C 6.7'(170) or more	



Wireless remote controller Remote controller holder



# Construction View: Outdoor Unit RAV-SP180AT2-UL

