

ELEMENTS OF YOUR CUSTOM UPHOLSTERY

A PERFECT FIT FOR YOUR LIFE & STYLE™

MY CUSTOM™ | PALLISER®

Select from these pieces to build your very own seating solution designed to fit any space.

The fundamentals of a seating solution include: sofa or loveseat, matching chair(s), sectional elements to build required width and depth, corner piece(s) and chaise. An ottoman completes the look.



O1 | SOFA
Seats: 3 (w.d.h. inch)
Creighton | 82.38.34
Hazel | 85.38.36
Leeds | 90.38.34
Marymount | 83.38.34
Meadowridge | 86.38.36
Ottawa | 84.38.34



O2 | CHAIR
Seats: 1 (w.d.h. inch)
Creighton | 36.38.34
Hazel | 39.38.36
Leeds | 44.38.34
Marymount | 37.38.34
Meadowridge | 40.38.36
Ottawa | 38.38.34



O3 | LOVESEAT
Seats: 2 (w.d.h. inch)
Creighton | 59.38.34
Hazel | 62.38.36
Leeds | 67.38.34
Marymount | 60.38.34
Meadowridge | 64.38.36
Ottawa | 61.38.34



O4 | OTTOMAN
Seats: 1 (w.d.h. inch)
Creighton | 23.23.17
Hazel | 25.23.17
Leeds | 25.23.17
Marymount | 23.23.17
Meadowridge | 23.23.17
Ottawa | 23.23.17



O7 | LHF LOVESEAT
Seats: 2 (w.d.h. inch)
Creighton | 53.38.34
Hazel | 54.38.36
Leeds | 57.38.34
Marymount | 53.38.34
Meadowridge | 55.38.36
Ottawa | 54.38.34



O8 | RHF LOVESEAT
Seats: 2 (w.d.h. inch)
Creighton | 53.38.34
Hazel | 54.38.36
Leeds | 57.38.34
Marymount | 53.38.34
Meadowridge | 55.38.36
Ottawa | 54.38.34



O9 | CORNER CURVE
Seats: 1 (w.d.h. inch)
Creighton | 49.49.34
Hazel | 49.49.36
Leeds | 49.49.34
Marymount | 49.49.34
Meadowridge | 49.49.36
Ottawa | 49.49.34



O10 | ARMLESS CHAIR
Seats: 1 (w.d.h. inch)
Creighton | 23.38.34
Hazel | 23.38.36
Leeds | 23.38.34
Marymount | 23.38.34
Meadowridge | 24.38.36
Ottawa | 23.38.34



O12 | LHF SOFA
Seats: 3 (w.d.h. inch)
Creighton | 76.38.34
Hazel | 77.38.36
Leeds | 80.38.34
Marymount | 76.38.34
Meadowridge | 78.38.36
Ottawa | 76.38.34



O13 | RHF SOFA
Seats: 3 (w.d.h. inch)
Creighton | 76.38.34
Hazel | 77.38.36
Leeds | 80.38.34
Marymount | 76.38.34
Meadowridge | 78.38.36
Ottawa | 76.38.34



O14 | ARMLESS LOVESEAT
Seats: 2 (w.d.h. inch)
Creighton | 46.38.34
Hazel | 46.38.36
Leeds | 46.38.34
Marymount | 46.38.34
Meadowridge | 47.38.36
Ottawa | 46.38.34



O15 | RHF CHAISE
Seats: 2 (w.d.h. inch)
Creighton | 30.60.34
Hazel | 31.60.36
Leeds | 33.60.34
Marymount | 31.60.34
Meadowridge | 32.60.36
Ottawa | 30.60.34



O16 | LHF CHAISE
Seats: 2 (w.d.h. inch)
Creighton | 30.60.34
Hazel | 31.60.36
Leeds | 33.60.34
Marymount | 31.60.34
Meadowridge | 32.60.36
Ottawa | 30.60.34



O35 | RHF CORNER CHAISE
Seats: 2 (w.d.h. inch)
Creighton | 83.38.34
Hazel | 84.38.36
Leeds | 84.38.34
Marymount | 83.38.34
Meadowridge | 83.38.36
Ottawa | 84.38.34



O36 | LHF CORNER CHAISE
Seats: 2 (w.d.h. inch)
Creighton | 83.38.34
Hazel | 84.38.36
Leeds | 84.38.34
Marymount | 83.38.34
Meadowridge | 83.38.36
Ottawa | 84.38.34



O39 | LHF SOFA SPLIT
Seats: 3 (w.d.h. inch)
Creighton | 89.38.34
Hazel | 91.38.36
Leeds | 93.38.34
Marymount | 90.38.34
Meadowridge | 90.38.36
Ottawa | 90.38.34



O40 | RHF SOFA SPLIT
Seats: 3 (w.d.h. inch)
Creighton | 89.38.34
Hazel | 91.38.36
Leeds | 93.38.34
Marymount | 90.38.34
Meadowridge | 90.38.36
Ottawa | 90.38.34

HOW WE MEASURE
Width: widest point of the arm to the widest point on the opposite arm.

Depth: front edge of the seat cushion to the top of the back.

Height: highest point of the back pillow to the floor.

FUNDAMENTALS

Designing your own furniture should be fun and easy as 1, 2, 3.

Before you start, decide how much room you have to work with. Consider your traffic flow and how you use the space in your daily life.

O1

SELECT YOUR FIT

Start configuring your seating arrangement with the largest piece such as a sofa and build from this central piece. Ensure arrows face each other for a proper fit.

O2

DISCOVER YOUR STYLE

Start crafting your look with modifying the frame, choosing from: Creighton, Leeds, Marymount, Meadowridge, and Ottawa arms – see figures above for your style cue.

O3

REFINE YOUR LOOK

Consider how colour works in your space and how it affects your creation. Think about a colour strategy, then go to the wall of fabric for the perfect hue. Decide if you want a solid or pattern, what type of texture, and if fabric or leather is a better fit for your life and style.

ASK A SALES ASSOCIATE

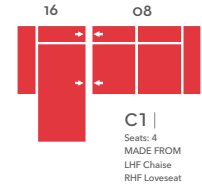
Furniture is our passion, and when it comes to custom orders we bring you the finest-quality at affordable pricing. So it's our pleasure to offer in-person advice on any space planning challenge you have. We want you to find the perfect fit that's just right for your life and style.

Learn more and shop for your favourite furniture and merchandise at www.dufresne.ca.

Dimensions shown are correct at the time of printing and are subject to change without notice. Please check www.palliser.com for latest specification.

POPULAR CONFIGURATIONS

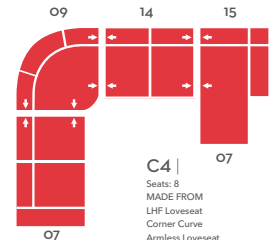
Designing your own sectional is easier than it looks. Imagine the general shape of your vision and start adding pieces. Always make sure the arrows point towards each other.



C1 |
Seats: 4
MADE FROM
LHF Chaise
RHF Loveseat

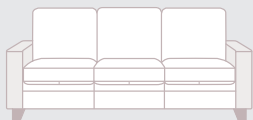


C2 |
Seats: 5
MADE FROM
LHF Sofa Split
RHF Loveseat

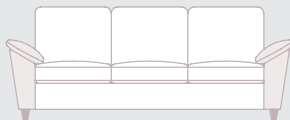


C4 |
Seats: 8
MADE FROM
LHF Loveseat
Corner Curve
Armless Loveseat
RHF Chaise

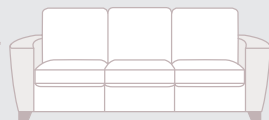
THE PROGRAM HAS SIX DISTINCTIVE ARM CHOICES



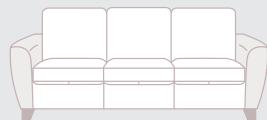
O1 | SOFA | 77294/70294 CREIGHTON



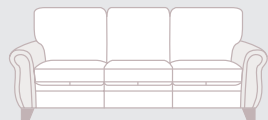
O1 | SOFA | 70297/77297 HAZEL



O1 | SOFA | 77328/70328 LEEDS



O1 | SOFA | 77332/70332 MARYMOUNT



O1 | SOFA | 77509/70509 MEADOWRIDGE



O1 | SOFA | 77338/7033 OTTAWA

LEGEND

LHF – Left Hand Facing

RHF – Right Hand Facing

← Shows the direction for the mate, arrows must face each other