

# ELEMENTS OF YOUR CUSTOM UPHOLSTERY

A PERFECT FIT FOR YOUR LIFE & STYLE™

Select from these pieces to build your very own seating solution designed to fit any space.

The fundamentals of a seating solution include: sofa or loveseat, matching chair(s), sectional elements to build required width and depth, corner piece(s) and chaise. An ottoman completes the look.



**A-00 | STORAGE OTTOMAN**  
Seats: 1 (l.d.h. inch)  
32.24-19.19



**A-01 | SOFA**  
Seats: 3 (l.d.h. inch)  
A1 87.39.38  
A2 91.39.38  
A3 89.39.38  
A4 91.39.38



**A-02 | LOVESEAT**  
Seats: 2 (l.d.h. inch)  
A1 64.39.38  
A2 68.39.38  
A3 66.39.38  
A4 68.39.38



**A-03 | CHAIR**  
Seats: 1 (l.d.h. inch)  
A1 40.39.38  
A2 44.39.38  
A3 42.39.38  
A4 44.39.38

## HOW WE MEASURE

Width: widest point of the arm to the widest point on the opposite arm.

Depth: front edge of the seat cushion to the top of the back.

Height: highest point of the back pillow to the floor.

## FUNDAMENTALS

Designing your own furniture should be fun and easy as 1, 2, 3.

Before you start, decide how much room you have to work with. Consider your traffic flow and how you use the space in your daily life.

### | O1

**SELECT YOUR FIT**  
Start configuring your seating arrangement with the largest piece such as a sofa and build from this central piece. Ensure arrows face each other for a proper fit.

### | O2

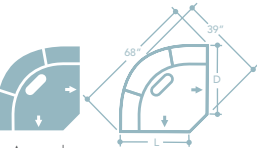
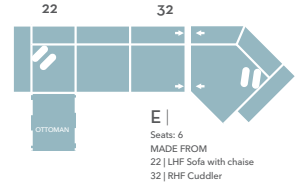
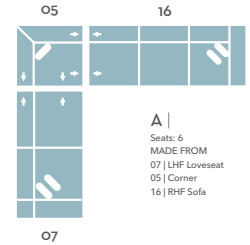
**DISCOVER YOUR STYLE**  
Start crafting your look with modifying the frame, choosing from: Creighton, Leeds, Marymount, Meadowridge, and Ottawa arms – see figures above for your style cue.

### | O3

**REFINE YOUR LOOK**  
Consider how colour works in your space and how it affects your creation. Think about a colour strategy, then go to the wall of fabric for the perfect hue. Decide if you want a solid or pattern, what type of texture, and if fabric or leather is a better fit for your life and style.

## POPULAR CONFIGURATIONS

Designing your own sectional is easier than it looks. Imagine the general shape of your vision and start adding pieces. Always make sure the arrows point towards each other.



**A-04 | WEDGE**  
Seats: 1 (l.d.h. inch)  
68.39.38  
48.48.38



**A-05 | CORNER**  
Seats: 1 (l.d.h. inch)  
39.39.38



**A-06 | RHF LOVESEAT**  
Seats: 2 (l.d.h. inch)  
A1 56.39.38  
A2 58.39.38  
A3 57.39.38  
A4 58.39.38



**A-07 | LHF LOVESEAT**  
Seats: 2 (l.d.h. inch)  
A1 56.39.38  
A2 58.39.38  
A3 57.39.38  
A4 58.39.38



**A-13 | ARMLESS CHAIR**  
Seats: 1 (l.d.h. inch)  
A1 24.39.38



**A-25 | OTTOMAN /CHAISE SEAT CUSHION**  
Seats: 3-4 (l.d.h. inch)  
A1 24.53.20



**A-16 | RHF SOFA**  
Seats: 3 (l.d.h. inch)  
A1 79.39.38  
A2 81.39.38  
A3 80.39.38  
A4 81.39.38



**A-17 | LHF SOFA**  
Seats: 3 (l.d.h. inch)  
A1 79.39.38  
A2 81.39.38  
A3 80.39.38  
A4 81.39.38



**A-20 | RHF SOFA/CHAISE**  
Seats: 3-4 (l.d.h. inch)  
A1 79.63.38  
A2 81.63.38  
A3 80.63.38  
A4 81.63.38



**A-22 | LHF SOFA/CHAISE**  
Seats: 3-4 (l.d.h. inch)  
A1 79.63.38  
A2 81.63.38  
A3 80.63.38  
A4 81.63.38



**A-30 | RHF SECTIONAL SOFA**  
Seats: 3-4 (l.d.h. inch)  
A1 93.39.38  
A2 95.39.38  
A3 94.39.38  
A4 95.39.38



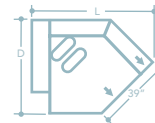
**A-31 | LHF SECTIONAL SOFA**  
Seats: 3 (l.d.h. inch)  
A1 93.39.38  
A2 95.39.38  
A3 94.39.38  
A4 95.39.38



**A-32 | RHF CUDDLER**  
Seats: 2 (l.d.h. inch)  
A1 60.59.38  
A2 62.59.38  
A3 61.59.38  
A4 62.59.38



**A-33 | LHF CUDDLER**  
Seats: 2 (l.d.h. inch)  
A1 60.59.38  
A2 62.59.38  
A3 61.59.38  
A4 62.59.38



## ASK A SALES ASSOCIATE

Furniture is our passion, and when it comes to custom orders we bring you the finest-quality at affordable pricing. So it's our pleasure to offer in-person advice on any space planning challenge you have. We want you to find the perfect fit that's just right for your life and style.

Learn more and shop for your favourite furniture and merchandise at [www.dufresne.ca](http://www.dufresne.ca).

Dimensions shown are correct at the time of printing and are subject to change without notice. Please check [www.palliser.com](http://www.palliser.com) for latest specification.

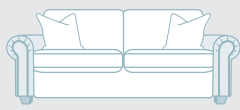
## LEGEND

LHF – Left Hand Facing  
RHF – Right Hand Facing

← ← Shows the direction for the mate, arrows must face each other

● Indicates unit comes with pillow(s)

## FOUR DISTINCTIVE ARM CHOICES



27 | APT/CONDO SOFA | A4 ARMS



A1  
8" tapered



A2  
10" rolled



A3  
9" squared



A4  
10" rolled & hammered

## THREE CHOICES

All leg options are 3-inches in height



SQUARE



SPINDLE



PLAIN

## FIVE WOOD FINISH OPTIONS

Stained hardwood legs



IVORY



FRUITWOOD



ESPRESSO



BLACK



PEWTER

## THREE NAILHEAD OPTIONS

The nailhead option is only available on the 2A4 fabric & 3A4 leather arms



NICKEL



PEWTER



ANTIQUE BRASS

## REFINING COMFORT

Relaxing is good for you and the environment when it's made from luxurious natural Canadian grown soya.

PLUSH

MEDIUM

FIRM