

Simple, economical, secure.

Bulk enroll devices in your MDM with just a few clicks.

Knox™ Mobile Enrollment enables IT departments to easily and efficiently enroll large quantities of corporate owned mobile devices through a simple web app. The benefits include reduced workload in addition to increased accuracy and security, as Knox Mobile Enrollment takes the place of manually configuring MDM software in individual devices. End users simply complete activation either via a wizard, or a url for legacy devices. That means there's minimal risk that users may enter incorrect information, or select the wrong plan. Moreover, unauthorized devices cannot join your MDM environment, so your network and data is better protected. Users can use their mobile devices to work safely anywhere, anytime.


Knox Mobile Enrollment key features.

- No Knox license necessary. Save money using a qualified MDM plan, carrier and Knox-compatible devices.
- Bulk enroll devices. Simultaneously register thousands of devices into your MDM using your Knox account.
- Automatic installation and activation. Turn on the device, connect to Wi-Fi or your carrier network, and Knox Mobile Enrollment takes care of the rest.
- Auto re-enrollment. Once a device is enrolled, the MDM software will always be reinstalled even if the device is erased and factory reset.
- Supports multiple MDM configurations per account. Organizations with a complex MDM environment can quickly set up thousands of devices and connect them with the right MDM profile using Knox Mobile Enrollment.

Why Samsung.

Samsung makes technology serve businesses. Our innovative devices and software provide businesses with better means to increase both profitability and competitiveness, meet their objectives, and use fewer resources. Together with our product partners, we seek to offer new solutions that enable our customers to better serve theirs.

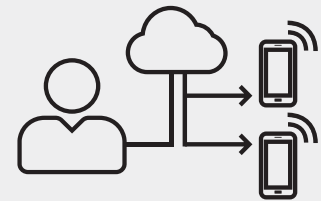
How to quickly and easily enroll devices into your MDM.



Upload a spreadsheet

- or -

Scan the device packaging with the Knox Mobile Enrollment app



Distribute devices to users; Turn on; Connect to Wi-Fi or your carrier network; Client is pushed, installed, and configured; Done



Learn More

samsung.com/business
insights.samsung.com
samsung.com/b2bknox
samsung.com/b2bmobilephones

Product Support

1-866-SAM4BIZ

Follow Us

 [youtube.com/samsungbizusa](https://www.youtube.com/samsungbizusa)
 @SamsungBizUSA