

DVG45M5500Z

SAMSUNG

Samsung Front-Load Gas Dryer

7.5 cu. ft. Capacity DOE



Signature Features

2017 ENERGY STAR® Certified

- Meets the strict 2017 energy efficiency specifications and standards.

Multi-Steam Technology

- Steam away wrinkles, odors, bacteria, and static.

Vent Sensor

- Detects duct blockages and reminds you to clean your vent.

Available Colors



Azure Blue (shown)



Platinum



White



Multi-Steam Technology



Sensor Dry

Features

- 2017 ENERGY STAR® Certified
- Multi-Steam Technology
- Vent Sensor
- Sensor Dry
- Smart Care
- 10 Preset Dry Cycles
- 12 Options
- 4 Temperature Settings
- Interior Drum Light
- 7.5 cu. ft. Capacity
- LED Display: Ice Blue
- Reversible See-Through Door
- Wrinkle Prevent Option
- 3-Way Venting
- Powder Coat Interior

Convenience

- Child Lock
- My Cycle Option
- Filter Check Indicator

Rating



ENERGY STAR®-rated
607 kWh/yr

DVG45M5500Z

SAMSUNG

Samsung Front-Load Gas Dryer

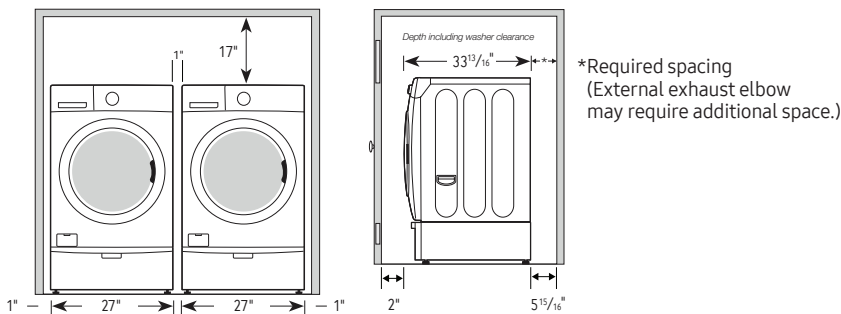
7.5 cu. ft. Capacity DOE

Installation Specifications

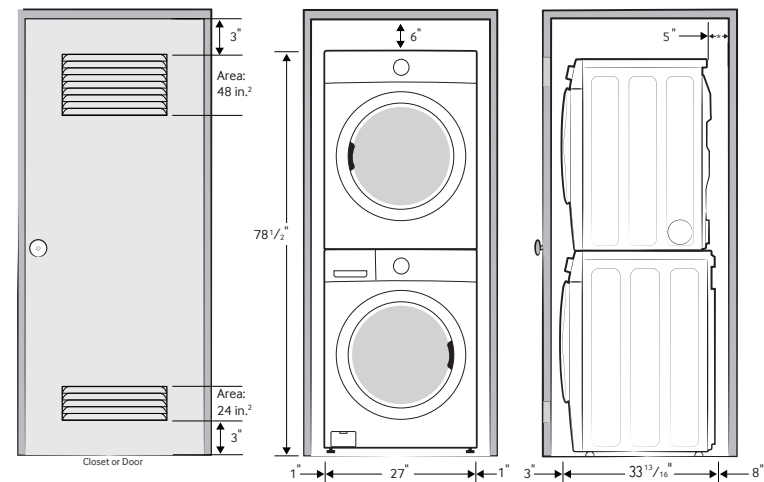
If the washer and dryer are installed together or the dryer alone, the closet front must have two unobstructed air openings for a combined minimum total area of 72-inch² (see stacked build below). Your washer alone does not require a specific air opening.

1. Alcove or closet installation

Minimum Clearance for Closet and Alcove Installations:

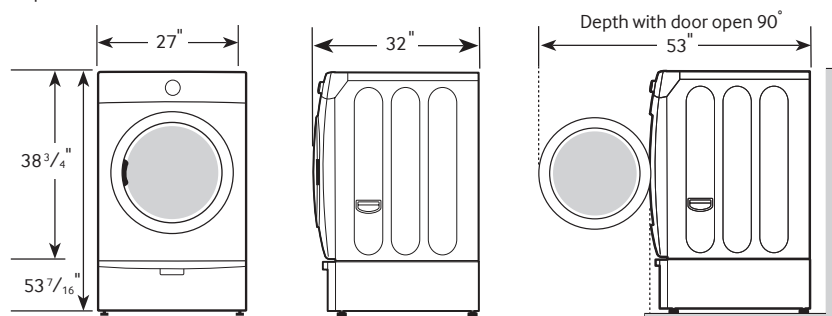


2. With stacked washer and dryer



Dimensions

Required Dimensions for Installation with Pedestal:



3-Way Venting

10 Preset Dry Cycles:

Refresh, Wrinkle Away, Normal, Heavy Duty, Permanent Press, Bedding, Delicates, Sanitize, Time Dry, Quick Dry

12 Options:

Mixed Load Bell, Wrinkle Prevent, Anti-Static, Small Load Care, My Cycle, Adjust Time (up), Adjust Time (down), Eco Dry, Sound, Child Lock, Smart Care, Drum Light

4 Temperature Settings:

High, Medium, Low, Extra Low

4 Dry Levels:

Very Dry, More Dry, Normal Dry, Damp Dry

Warranty

One (1) Year Parts and Labor

Product Dimensions & Weight (WxHxD)

Dimensions: 27" x 38³/₄" x 32"

Weight: 121 lbs

Shipping Dimensions & Weight (WxHxD)

Dimensions: 29³/₈" x 42¹/₈" x 33¹/₂"

Weight: 130 lbs

Gas	Model #	UPC Code
Azure Blue	DVG45M5500Z	887276202341
Platinum	DVG45M5500P	887276197166
White	DVG45M5500W	887276197173
Electric		
Azure Blue	DVE45M5500Z	887276202464
Platinum	DVE45M5500P	887276197135
White	DVE45M5500W	887276197159

Matching Washer

Azure Blue	WF45M5500AZ	887276201634
Platinum	WF45M5500AP	887276195353
White	WF45M5500AW	887276195360