

# DVE54M8750V

SAMSUNG

## Samsung Electric Dryer

7.4 cu. ft. Capacity DOE



### Signature Features

#### 2017 ENERGY STAR® Certified

- Meets the strict 2017 energy efficiency specifications and standards.

#### Multi-Steam Technology

- Steam away wrinkles, odors, bacteria, and static.

#### Vent Sensor

- Detects duct blockages and reminds you to clean your vent.


### Available Colors



Black Stainless Steel



White



Multi-Steam Technology



7.4 cu. ft. Capacity

### Features

- 2017 ENERGY STAR® Certified
- Multi-Steam Technology
- Vent Sensor
- Wi-Fi Connectivity
- Eco Dry
- Sensor Dry
- Smart Care
- Stainless Steel Drum
- Integrated Touch Controls
- 12 Preset Dry Cycles
- 12 Options

- 5 Temperature Settings
- Interior Drum Light
- 7.4 cu. ft. Capacity
- LED Display: Ice Blue
- Reversible See-Through Door
- Wrinkle Prevent Option
- 4-Way Venting

### Convenience

- Child Lock
- Filter Check Indicator

### Rating



ENERGY STAR®-rated  
607 kWh/yr

# DVE54M8750V

# SAMSUNG

## Samsung Electric Dryer

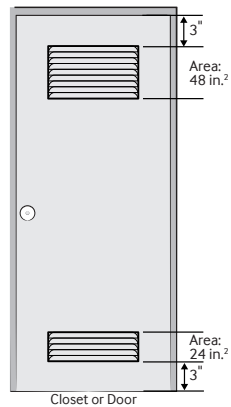
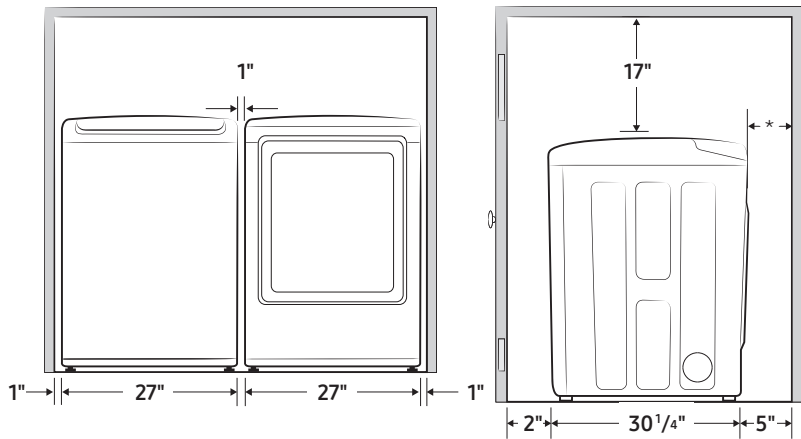
7.4 cu. ft. Capacity DOE

### Installation Specifications

#### Alcove or closet installation

Recessed Area

Side View Confined



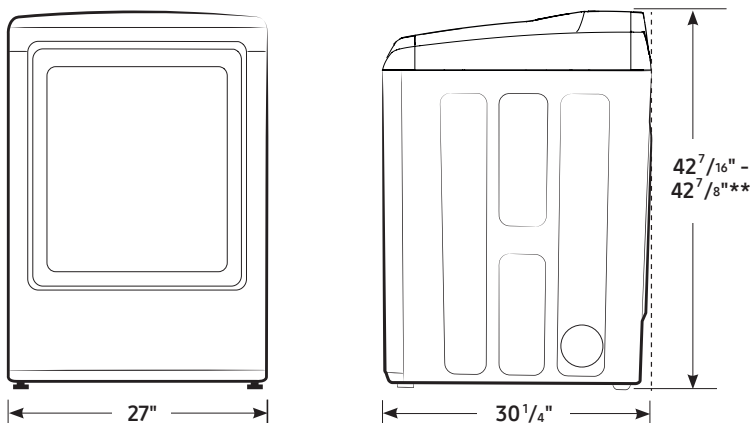
#### Minimum clearances for closets and alcoves:

Sides – 1"  
Top – 17"  
Rear – 5"  
Closet Front – 2"

If the washer and dryer are installed together, the closet front must have at least a 72-inch<sup>2</sup> unobstructed air opening. Your washer alone does not require a specific air opening.

\*Required spacing (External exhaust elbow may require additional space.)

### Dimensions



\*\*Adjustable height depending on leveling feet.

### 4-Way Venting

#### 12 Preset Dry Cycles:

Steam Refresh, Steam Sanitize, Steam Wrinkle Away, Normal, Heavy Duty, Permanent Press, Bedding, Delicates, Active Wear, Time Dry, Air Fluff, Quick Dry

#### 12 Options:

Mixed Load Bell, Wrinkle Prevent, Adjust Time (up), Adjust Time (down), My Cycle, Child Lock, Sound On/Off, Anti-Static, Eco Dry, Smart Care, Drum Light, Smart Control

#### 5 Temperature Settings:

High, Medium, Medium Low, Low, Extra Low

#### 5 Dry Levels:

Very Dry, More Dry, Normal Dry, Less Dry, Damp Dry

#### 2 Sound Level Settings:

On/Off

### Warranty

One (1) Year Parts and Labor

### Product Dimensions & Weight (WxHxD)

Dimensions: 27" x 42<sup>7</sup>/<sub>16</sub>" x 30<sup>1</sup>/<sub>4</sub>"

Weight: 121.3 lbs

### Shipping Dimensions & Weight (WxHxD)

Dimensions: 29<sup>9</sup>/<sub>16</sub>" x 45<sup>5</sup>/<sub>8</sub>" x 31<sup>3</sup>/<sub>16</sub>"

Weight: 130.1 lbs

### Electric

Black Stainless Steel  
White

### Model #

DVE54M8750V  
DVE54M8750W

### UPC Code

887276197005  
887276196893

### Gas

Black Stainless Steel  
White

DVG54M8750V  
DVG54M8750W

887276197043  
887276197050

### Matching Washer

Black Stainless Steel  
White

WA54M8750AV  
WA54M8750AW

887276196466  
887276196473