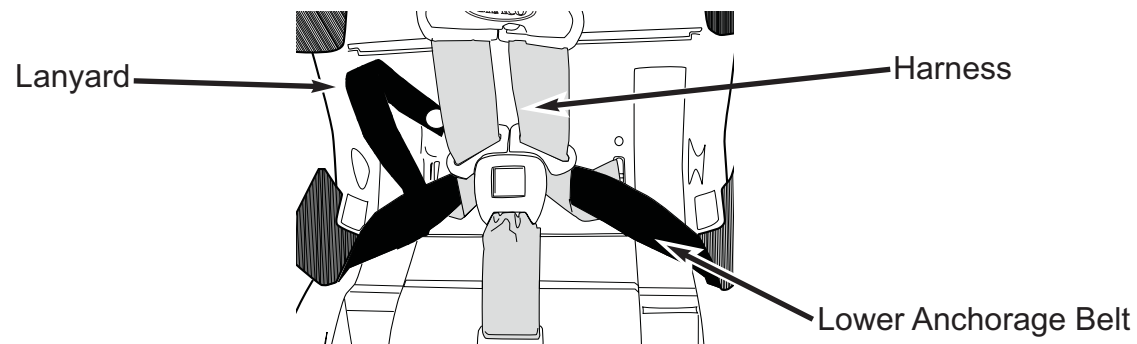


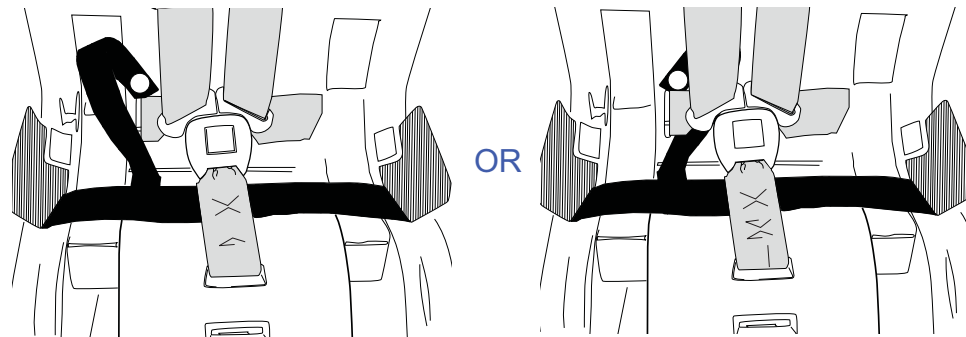
1. Check the Lower Anchorage Belt Placement.

Remove the seat pad and refer to the following pictures which show incorrectly routed and correctly routed Lower Anchorage belts. If your seat belt has an incorrectly routed Lower Anchorage belt (with the belt routed behind the shoulder portion of the harness), reroute the Lower Anchorage belt as described in Step 3. If the routing is already correct, reinstall the seat pad making sure you reattach using all the connections. Please refer to your ComfortSport Instruction Manual to reinstall your car seat in your vehicle. If you do not have an Instruction Manual, go to www.gracobaby.com or call 1-800-345-4109.

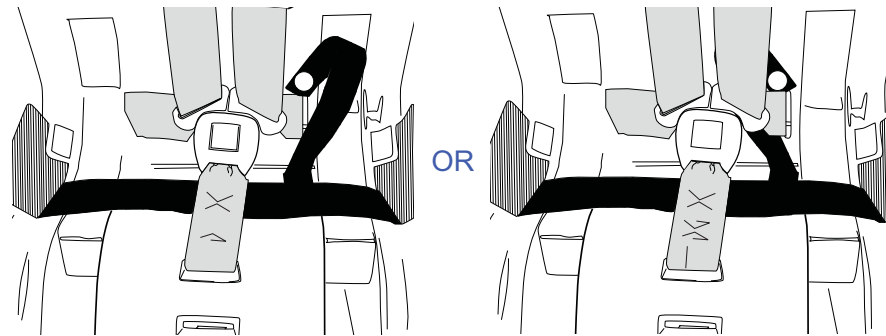
INCORRECT ROUTING FOR REAR-FACING MODE



CORRECT ROUTING FOR REAR-FACING MODE with LANYARD on the LEFT side



CORRECT ROUTING FOR REAR-FACING MODE with LANYARD on the RIGHT side



2. Reroute the Lower Anchorage Belt if Necessary:

Remove the Lower Anchorage belt from behind the harness straps and place it under the crotch strap portion of the harness as shown above, keeping the belt flat and tight against the car seat so that it does not interfere with the harness system. The lanyard attaching the Lower Anchorage belt may be on either the right or left sides of the harness. Depending on which way your lanyard is mounted, assemble as shown above.

Once you have rerouted your Lower Anchorage belt into the correct position, reinstall seat pad making sure you reattach using all connections. Please refer to your ComfortSport Instruction Manual to install your car seat in your vehicle.

If you have difficulties following these steps, please use your vehicle seat belt to secure the car seat to the vehicle seat and call Graco at 1-800-345-4109 between the hours of 8 am and 5 pm ET, Monday – Friday for further assistance. All information, pictures and directions can be found online at www.gracobaby.com 24 hours a day.

If you believe that Graco has failed or is unable to remedy this issue without charge or within a reasonable time, you may submit a complaint to: Administrator, National Highway Traffic Safety Administration, 1200 New Jersey Avenue, SE, Washington, D.C. 20590; or call the toll-free Vehicle Safety Hotline at 1-888-327-4236 (TTY: 1-800-424-9153); or go to <http://www.safercar.gov>.

We apologize for this inconvenience. If you have any additional questions or do not understand these instructions, please contact Graco at 1-800-345-4109 or email Graco at consumerservices@gracobaby.com. If you know anyone else who may be affected by this safety notice, please help us spread the word.

P.S. As a reminder, whenever you change the mode (rear-facing or forward-facing) of your ComfortSport car seat, the Lower Anchorage belt must be repositioned as outlined in the Instruction Manual.