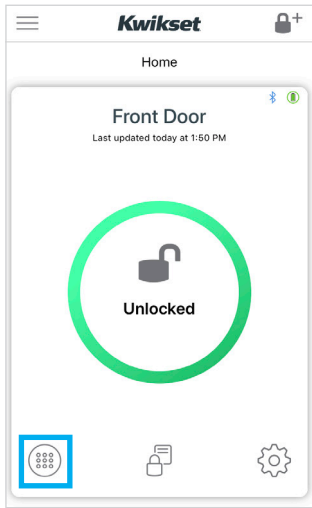
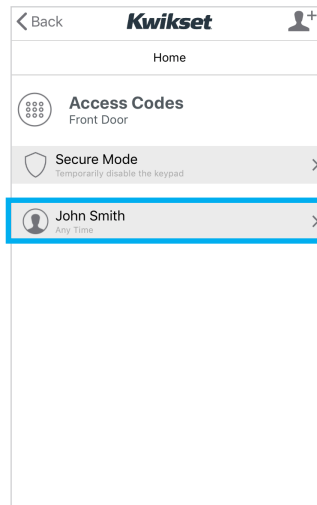


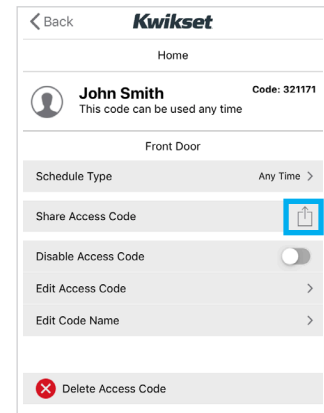
- 1 Go to the main app screen, then tap on  in the bottom left corner.



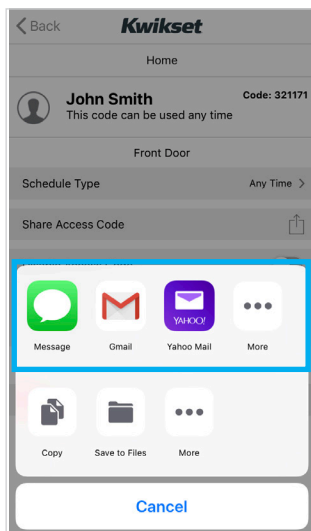
- 2 Tap on the Access Code you would like to share.



- 3 Tap on  next to "Share Access Code."



- 4 Choose how you would like to send the code - text, email, etc.



- 5 A message will be auto-generated with the Access Code and schedule information.

