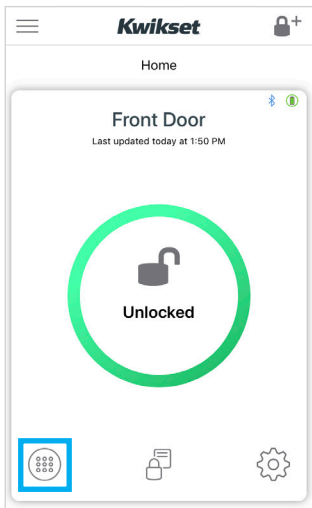
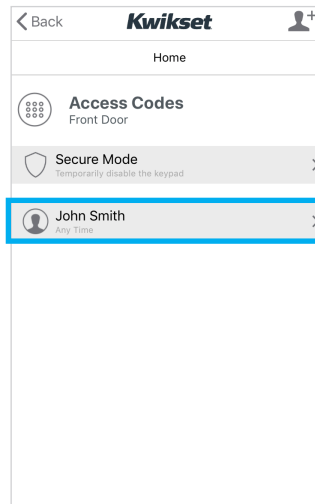


- 1 Go to the main app screen, then tap on  in the bottom left corner.

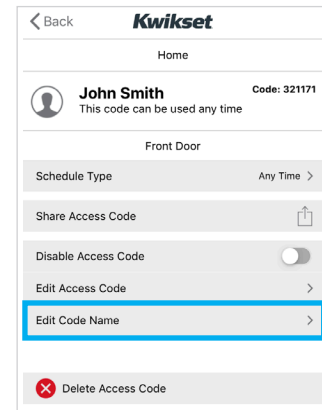


For **Aura locks**, you will need to be within Bluetooth range of the lock to access some features.

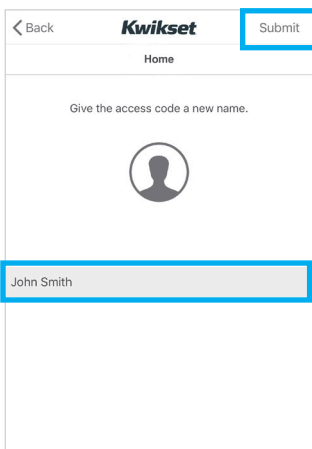
- 2 Tap on the Access Code you would like to edit.



- 3 Tap on "Edit Code Name."



- 4 Enter a new name, then tap "Submit."



It may take a few moments for changes to take effect.

Access codes will change from yellow to black when changes have been completed.