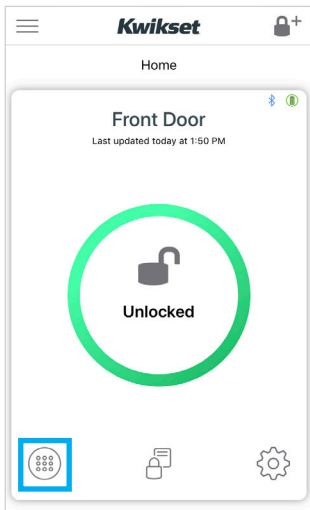
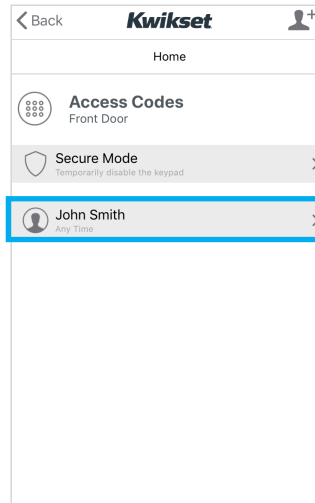


- 1 Go to the main app screen, then tap on  in the bottom left corner.

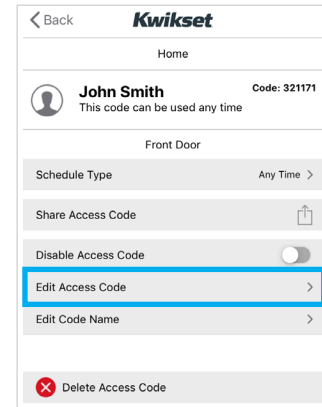


For **Aura locks**, you will need to be within Bluetooth range of the lock to access some features.

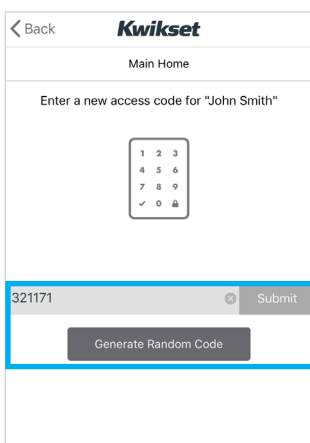
- 2 Tap on the Access Code you would like to edit.



- 3 Tap on "Edit Access Code."



- 4 Enter a new code or tap "Generate Random Code," then tap "Submit" or "Next."



It may take a few moments for changes to take effect.

Access codes will change from yellow to black when changes have been completed.

Important Information About Access Codes

- Always test each new Access Code after creating it to make sure it works.
- For security reasons, the first 4 digits of each Access Code must be unique. For example, you are unable to program an Access Code **1-2-3-4-5**, as well as an Access Code **1-2-3-4-6**.
- A total of 250 Access Codes can be programmed.