

What is a “Home?”

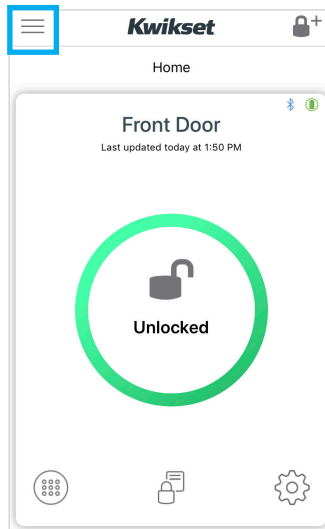


A “Home” is how locks are organized and managed within the Kwikset app.

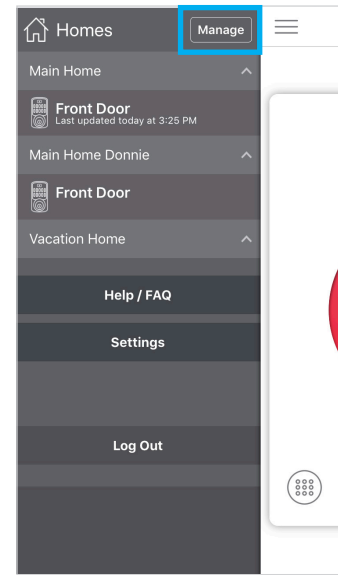
A “Home” can represent your actual house or a group of rooms within your house, such as all of the bedrooms. A “Home” can even represent a single room, such as an office.

When you share entry access and management of a “Home” with others, they will have access to all of the locks within that “Home.”

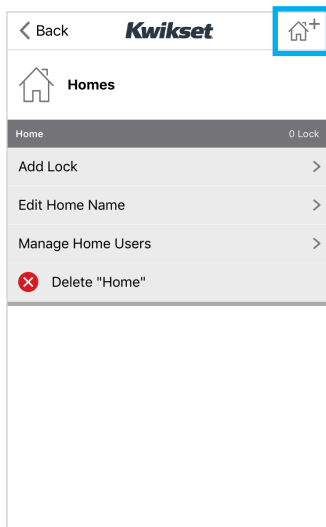
1 Tap ☰ in the upper left corner.



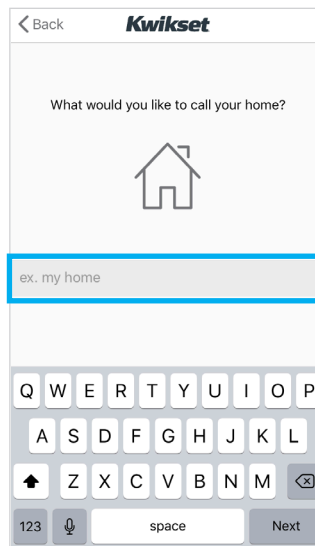
2 Tap “Manage.”



3 Tap  in the upper right corner.



4 Enter a name for your Home, then tap “Next.”



Home names must be 2 to 20 characters, and:

- Can include letters and numbers
- Cannot include special characters
- Must be unique

5 Your new home is now available to add locks to.

