

MTRAIN236

marucci

5' INSTANT NET OWNER'S MANUAL



DICK'S Sporting Goods 345 Court Street Coraopolis, PA 15108

TABLE OF CONTENTS

SECTION	PAGE
BEFORE YOU BEGIN	1
IMPORTANT SAFETY NOTICE	2
IMPORTANT CARE AND MAINTENANCE	2
PARTS LIST	3
ASSEMBLY INSTRUCTIONS	4-5
LIMITED WARRANTY	6

BEFORE YOU BEGIN

Thank you for selecting the marucci 5' INSTANT NET. For your safety and benefit, read this manual carefully before using the product. If you have any questions, or find there are missing or damaged parts, please contact our Customer Service Agents.

Toll-Free Customer Service Number
1-877-846-9997
Mon. – Fri. 9 a.m. – 5 p.m. EST

RETAIN THESE INSTRUCTIONS FOR FUTURE USE



IMPORTANT SAFETY NOTICE

Read these instructions before using this product. This product is intended to be used by a single user during baseball and softball training drills. **To avoid serious injury** during assembly, disassembly, use, adjustment and/or movement of the 5' Instant Net, **the following warnings and instructions MUST be observed at all times:**

WARNING

Important Instructions for Safe Assembly and Use











1. This product is not intended for children under age 13. Adult supervision during use is required. Never leave the product unattended. Unsupervised children can be injured.
2. Adult assembly (2 adults) required for assembly, disassembly, adjusting and/or moving the instant net. All components must be properly assembled prior to use.
3. The instant net must be placed on a flat surface that is suitable for play while ensuring maximum user safety. Placing on uneven or sloped surfaces can lead to injury. Adults only should adjust the net and handle ground stakes.
4. **NEVER** climb on or hang from the instant net. The net is not intended to be weight bearing and will collapse if significant weight is applied.
5. **DO NOT** put arms, head, or other body parts in holes or net. Entrapment and/or strangulation can occur.
6. **WARNING: Impact Hazard.** Net poles are under tension. When attaching and detaching the net, always maintain a firm grip on the pole and net to prevent injury.
7. Bungee cord net loops are under tension during assembly, use, and disassembly. **EXERCISE EXTREME CAUTION** during assembly and disassembly, as the cords may rebound unexpectedly.
8. **WARNING: Pinch Point.** Keep hands clear of moving parts and hinges while folding or adjusting the frame
9. **WARNING: Pinch Point.** Exercise caution while pressing push-pin to assemble and disassemble the metal frame.
10. This product should only be used with official size baseballs and softballs.



IMPORTANT! CARE AND MAINTENANCE

1. **DO NOT** leave product outdoors in inclement weather as moisture and other elements may adversely affect the performance of the unit. Do not use in severe winds. Instant Net and anchors can come loose and hit players, causing serious injury.
2. To extend the life of the product, unit should be stored indoors when not in use.
3. Examine the product regularly for wear and tear. Discontinue use immediately if any defect or damaged parts are found.
4. Keep away from fire and heat sources.

5' INSTANT NET PARTS LIST

Part #	Description	Qty	Photo
1	NET	1	
2	BAG	1	
3	Pole A	4	
4	Pole B	2	
5	Pole C	1	
6	Pole D	2	
7	Pole E	4	
8	Bungee Cord	2	
9	Stake	2	
10	Pitching target	1	

ASSEMBLY INSTRUCTIONS



WARNING

Pinch Point. Exercise caution while pressing push-pin to assemble and disassemble the metal frame.

1. Connect Pole C to Pole D (x2)



2. Connect Pole E (x4) to Pole D – 2-Pole-E's per each Pole D



3. Connect bungee cord stake rings onto angled tubes on Pole D (x2) as shown below.



4. Place Pole A (x2) into angled post on each Pole D,
Next Sleeve Net sleeve through Pole A on both sides of net frame (making sure net loops are on-top).
Insert another Pole A (x2) into the top of 1st Pole A.
Insert Pole B (x2) into top of 2nd Pole A.
Pull up each net side and loop each net loop around top of Pole B.



5. Attach bungee cord on bottom of net to each hook on the inner side of Pole D
Secure to ground with placing ground stakes through bungee cord stake ring (x2)



6. Find red hook loops on the back of net in all four corners.
Take plastic hooks on the pitching target and place through each red loop in all four corners.
Ensure the Marucci logo is running vertically on the right and left side of the target.
Target straps are adjustable to ensure proper placement and height.



LIMITED WARRANTY

Dick's Sporting Goods, Inc. (the "Company") warrants this product to be free from defects in workmanship and materials as follows:

Who is Covered

This Limited Warranty covers only the person who first bought the product. This Limited Warranty is not transferable to anyone else.

What the Warranty Covers

This Limited Warranty covers defects in materials and workmanship.

What the Warranty Does Not Cover

This Limited Warranty does not cover:

- Expendable items, including by way of example only and not by way of limitation: batteries, light bulbs, fuses, zippers, tires, belts, shoe soles, fabric, and other items that experience wear as a result of normal use.
- Damage through improper use, negligence, abuse, misuse, transportation, acts of nature, or accident, including failure to perform routine maintenance or follow the assembly and/or operating instructions supplied with the product.
- Products used in commercial or rental applications.
- Products that have been modified or repaired by anyone not authorized by the Company.

This Limited Warranty does not cover any consequential or incidental damages of any kind, including transportation to get warranty service, loss of time, and loss of use. Some states do not allow the exclusion or limitation of incidental or consequential damages, so the above limitation may not apply to you.

What the Period of Coverage Is

This Limited Warranty lasts for a period of one year from the date of your original purchase. Any implied warranty arising under state law is limited in duration to the one-year period of this Limited Warranty. Some states do not allow limitations on how long an implied warranty lasts, so the above limitation may not apply to you.

What the Company Will Do to Correct Problems

The Company will furnish a replacement part at no charge to you.

How You Can Get Service

Please direct all warranty service inquiries as follows:

If in writing, mail to:

**Dick's Sporting Goods, Inc.
345 Court St.
Coraopolis, PA 15108
Attn: Customer Service**

If by telephone, call: **1-877-846-9997**

How State Law Applies

This Limited Warranty gives you specific legal rights, and you may also have other rights which vary from state to state.