

LTT0004



3'x2' POP-UP SOCCER GOAL OWNER'S MANUAL



DICK'S Sporting Goods 345 Court Street Coraopolis, PA 15108

TABLE OF CONTENTS

SECTION	PAGE
BEFORE YOU BEGIN	1
IMPORTANT SAFETY NOTICE	2
IMPORTANT CARE AND MAINTENANCE	2
PARTS LIST	3
ASSEMBLY INSTRUCTIONS	4-5
LIMITED WARRANTY	6

BEFORE YOU BEGIN

Thank you for selecting the LOTTO 3'x2' POP-UP SOCCER GOAL. For your safety and benefit, read this manual carefully before using the product. If you have any questions, or find there are missing or damaged parts, please contact our Customer Service Agents.

Toll-Free Customer Service Number
1-877-846-9997
Mon. – Fri. 9 a.m. – 5 p.m. EST

RETAIN THESE INSTRUCTIONS FOR FUTURE USE



IMPORTANT SAFETY NOTICE

Read these instructions before using this product. This product is intended to be used by a single user during soccer training drills. To avoid injury during assembly, disassembly, use, adjustment, and/or movement of the LOTTO 3'x2' POP-UP SOCCER GOAL, the following warnings and instructions **MUST** be observed at all times:

WARNING




- This product is not intended for children under age 13. Adult supervision during use is required. Never leave the product unattended. Unsupervised children can be injured.
- Adults only should assemble, disassemble, adjust, and/or move the 3'x2' Pop-Up Goal. All components must be properly assembled prior to use.
- Always anchor the goal prior to use. Drive all ground stakes completely into the ground on a flat surface. An unsecured goal can cause serious injury. Players may trip on anchors that are not fully driven into the ground.
- Adults only should move the goal or handle steel ground stakes. Exercise caution while handling metal ground spikes.
- The 3'x2' Pop-Up Goal must be placed on a flat surface that is suitable for play while ensuring maximum user safety. Placing on uneven or sloped surfaces can lead to injury.
- **NEVER** climb on or hang from the 3'x2' Pop-Up Goal. The goal is not intended to be weight bearing and will collapse if significant weight is applied.
- **DO NOT** put arms, head, or other body parts in holes or net. Entrapment and/or strangulation can occur.



IMPORTANT! CARE AND MAINTENANCE

- Inspect all parts before using the product for signs of wear or failure. If parts are worn or damaged, **DO NOT** use. Contact Customer Service for replacement parts.
- **DO NOT** leave the 3'x2' Pop-Up Goal outdoors in inclement weather as moisture and other elements may adversely affect the performance of the unit. Do not use in severe winds.
- To extend the life of the product, unit should be folded and stored indoors when not in use.
- Examine regularly for wear and tear. Discontinue use immediately if any defect or damaged parts are found.
- Keep away from fire and heat sources.

3'x2' POP-UP GOAL PARTS LIST

Part #	Description	Photo	Qty
1.	LOTTO Carry Bag		x 1
2.	Net/Goal		x 1
3.	Accessories Bag		x 1
4.	Stake		x 2

ASSEMBLY INSTRUCTIONS

⚠ WARNING Goal is under tension and may open suddenly with force. Do not open in close proximity to others and use extreme caution when opening and folding. Failure to follow the instructions below may result in serious injury.

1. Take the goal out of the bag and hold it per below picture.



2. To release the goal, open the hook and loop strap, while holding the goal as displayed in Step 1. Exercise extreme caution while performing this step, as the goal is under extreme tension.



3. Throw the goal into an open area in front of you per below picture. Goal is under pressure and will pop open when it is released.



4. Adjust the goal per below picture for proper use. Secure the goal to the ground using the two ground stakes. Push/hammer metal ground stakes into the ground through the openings indicated in the image below.



LOTTO 3'x2' Pop-up Goal can be folded once. Please follow the pictures steps below to fold the goal.

1. Take the goal per below pictures and fold it into a figure "8".



2. Secure the hook and loop strap after you have performed Step 2 (securing the strap over the goal) to ensure the goal is securely closed.



3. Put the goal back into the bag for storage.

DICK'S LIMITED WARRANTY

Who is Covered?

This limited warranty ("Limited Warranty") covers only the person who first purchased the product. This Limited Warranty expires at the time of transfer and is not transferable to anyone else. Proof of purchase is required to make a warranty claim.

DICK'S warrants this product to be free from defects in workmanship and materials as follows:

What the Warranty Covers

This Limited Warranty covers defects in materials and workmanship.

What the Warranty Does Not Cover

This Limited Warranty does not cover:

- Expendable items, including by way of example only and not by way of limitation: batteries, light bulbs, fuses, zippers, tires, belts, shoe soles, fabric, and other items that experience wear as a result of normal use.
- Damage through improper use, negligence, abuse, misuse, transportation, acts of nature, or accident, including failure to perform routine maintenance or follow the assembly and/or operating instructions supplied with the product.
- Products used in commercial or rental applications.
- Products that have been modified using replacement parts that were not provided by DICK'S.
- Defects or damage caused by using third-party parts or services.

This Limited Warranty does not cover any consequential or incidental damages of any kind, including transportation to get warranty service, loss of time, and loss of use. Some states do not allow the exclusion or limitation of incidental or consequential damages, so the above limitation may not apply to you.

What the Period of Coverage Is

This Limited Warranty lasts for a period of one year from receipt of the product. Any implied warranty arising under state law is limited in duration to the one-year period of this Limited Warranty. Some states do not allow limitations on how long an implied warranty lasts, so the above limitation may not apply to you.

How to Make a Warranty Claim

You can make a warranty claim by bringing the product to any store location of the chain the product was purchased as long as: (1) it meets the warranty criteria, (2) is within the warranty period (one year), (3) you have a valid proof of purchase and provide that to the store at the time of making the warranty claim, and (4) you are the original purchaser of the product. If you are unable to find your valid proof of purchase, please contact 1-877-846-9997 and a customer service representative may be able to assist.

Please direct all warranty service inquiries as follows:

If in writing, mail to:

DICK'S Sporting Goods, Inc.
345 Court St.
Coraopolis, PA 15108
Attn: Customer Service

If by telephone, call: **1-877-846-9997**

What DICK'S Will Do to Correct the Problem

Once you make a valid warranty claim, DICK'S will either:

- Return or exchange the product; or
- Provide a free replacement part, if applicable; or
- Repair the product for free, if applicable.

How State Law Applies

This Limited Warranty gives you specific legal rights, and you may also have other rights which vary from state to state.