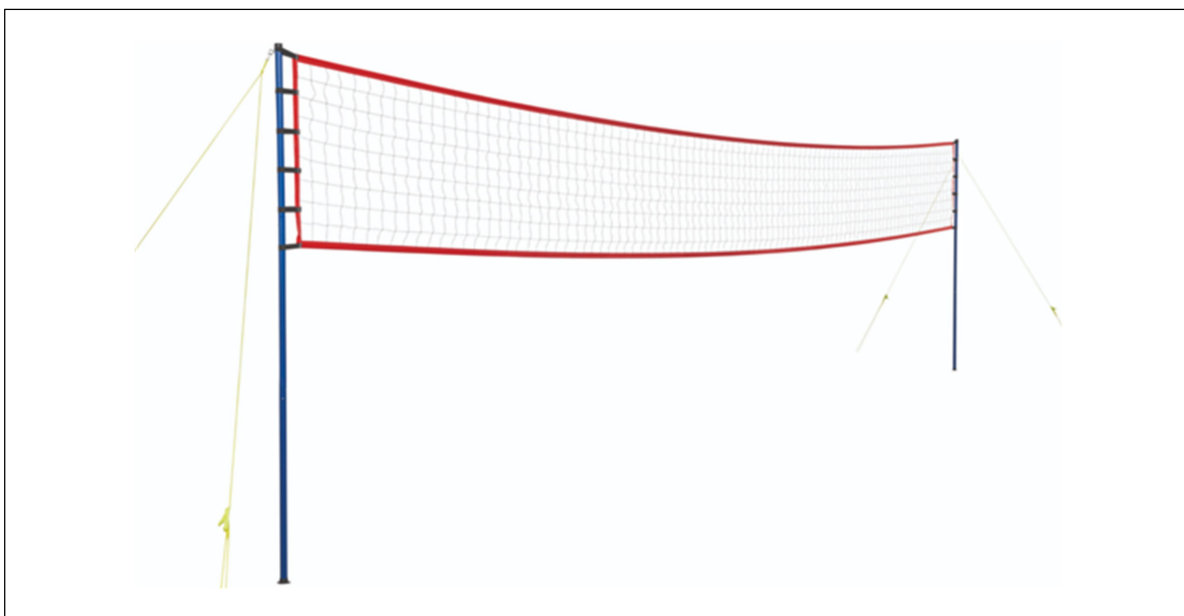


DSG26VBNETSET



DSG VOLLEYBALL SET OWNER'S MANUAL



DICK'S Sporting Goods 345 Court Street Coraopolis, PA 15108

TABLE OF CONTENTS

SECTION	PAGE
BEFORE YOU BEGIN	1
IMPORTANT SAFETY NOTICE	2
IMPORTANT CARE AND MAINTENANCE	2
PARTS LIST	3
ASSEMBLY INSTRUCTIONS	4-6
LIMITED WARRANTY	7

BEFORE YOU BEGIN

Thank you for selecting the DSG VOLLEYBALL SET. For your safety and benefit, read this manual carefully before using the product. If you have any questions, or find there are missing or damaged parts, please contact our Customer Service Agents.

Toll-Free Customer Service Number
1-877-846-9997
Mon. – Fri. 9 a.m. – 5 p.m. EST

RETAIN THESE INSTRUCTIONS FOR FUTURE USE



IMPORTANT SAFETY NOTICE

Read these instructions before using this product. To avoid serious injury during assembly, disassembly, use, adjustment and/or movement of the DSG VOLLEYBALL SET, the following warnings and instructions **MUST** be observed at all times:

WARNING

Important Instructions for Safe Use










1. This product is **NOT FOR USE BY CHILDREN UNDER AGE 12**. DO NOT leave children unattended with the product.
2. Adult assembly (2 adults) required for assembly, disassembly, adjusting, and moving the VOLLEYBALL SET. All components must be properly assembled prior to use.
3. **NEVER** climb on or hang from the VOLLEYBALL SET. The net is not intended to be weight bearing and will collapse if significant weight is applied.
4. **DO NOT** put arms, head, or other body parts in holes in the net. Entrapment and/or strangulation can occur.
5. Always anchor the net prior to use. Drive all ground stakes completely into the ground on a flat surface. An unsecured net can cause serious injury.
6. Sharp elements inside. To avoid injury, do not grasp metal spike when handling. Adults only should move the VOLLEYBALL SET and handle ground stakes.
7. The VOLLEYBALL SET should be placed on a flat surface that is suitable for play while ensuring maximum user safety. Placing on uneven or sloped surfaces can lead to injury. Ensure the surrounding area is clear prior to play.
8. This product should only be used with volleyball equipment.



IMPORTANT! CARE AND MAINTENANCE

1. Inspect all parts before using the product for signs of wear or failure. If parts are worn or damaged, DO NOT use. Contact Customer Service for replacement parts.
2. **DO NOT** leave the VOLLEYBALL SET outdoors in inclement weather as moisture and other elements may adversely affect the performance of the unit. Do not use in severe winds. Net could come loose and hit players.
3. To extend the life of the product, unit should be stored indoors when not in use. Net should be removed during extended storage.
4. Examine your VOLLEYBALL SET regularly for wear and tear. Discontinue use immediately if any defect or damaged parts are found.
5. Keep away from fire and heat sources.

VOLLEYBALL SET PARTS LIST

Part #	Description	Qty	Remark
1	Volleyball Net	1	
2	Pole A	2	
3	Pole B	2	
4	Pole C	2	
5	Boundary line	1	
6	Guide lines	2	
7	Volleyball	1	
8	Ball pump	1	
9	Bag	1	

ASSEMBLY INSTRUCTIONS

1. Insert Pole B into Pole A; then insert into Pole C. Repeat for other side.




2. Slide the hook and loop fabric over each pole from the bottom and push the net all the way up to the eye bolt, then fix it on the pole A.



3. Hook the guide lines to the eye hook. Repeat for other side.



4. Pull the guide lines out at a 45° angle and hammer the stakes into ground.



5. Stand the pole upright. Tightening slack using plastic adjusters if needed.



6. Unravel court line to form the boundary line and stake in the ground if needed.



DICK'S LIMITED WARRANTY

Who is Covered?

This limited warranty ("Limited Warranty") covers only the person who first purchased the product. This Limited Warranty expires at the time of transfer and is not transferable to anyone else. Proof of purchase is required to make a warranty claim.

DICK'S warrants this product to be free from defects in workmanship and materials as follows:

What the Warranty Covers

This Limited Warranty covers defects in materials and workmanship.

What the Warranty Does Not Cover

This Limited Warranty does not cover:

- Expendable items, including by way of example only and not by way of limitation: batteries, light bulbs, fuses, zippers, tires, belts, shoe soles, fabric, and other items that experience wear as a result of normal use.
- Damage through improper use, negligence, abuse, misuse, transportation, acts of nature, or accident, including failure to perform routine maintenance or follow the assembly and/or operating instructions supplied with the product.
- Products used in commercial or rental applications.
- Products that have been modified using replacement parts that were not provided by DICK'S.
- Defects or damage caused by using third-party parts or services.

This Limited Warranty does not cover any consequential or incidental damages of any kind, including transportation to get warranty service, loss of time, and loss of use. Some states do not allow the exclusion or limitation of incidental or consequential damages, so the above limitation may not apply to you.

What the Period of Coverage Is

This Limited Warranty lasts for a period of one year from receipt of the product. Any implied warranty arising under state law is limited in duration to the one-year period of this Limited Warranty. Some states do not allow limitations on how long an implied warranty lasts, so the above limitation may not apply to you.

How to Make a Warranty Claim

You can make a warranty claim by bringing the product to any store location of the chain the product was purchased as long as: (1) it meets the warranty criteria, (2) is within the warranty period (one year), (3) you have a valid proof of purchase and provide that to the store at the time of making the warranty claim, and (4) you are the original purchaser of the product. If you are unable to find your valid proof of purchase, please contact 1-877-846-9997 and a customer service representative may be able to assist.

Please direct all warranty service inquiries as follows:

If in writing, mail to:

**DICK'S Sporting Goods, Inc.
345 Court St.
Coraopolis, PA 15108
Attn: Customer Service**

If by telephone, call: **1-877-846-9997**

What DICK'S Will Do to Correct the Problem

Once you make a valid warranty claim, DICK'S will either:

- Return or exchange the product; or
- Provide a free replacement part, if applicable; or
- Repair the product for free, if applicable.

How State Law Applies

This Limited Warranty gives you specific legal rights, and you may also have other rights which vary from state to state.