


Monarch[®]

PICKLEBALL

MONARCH RECREATIONAL NET SET



Instruction Manual



IMPORTANT SAFETY NOTICE

Read these instructions before using this product. This product is intended to be used by a single user during Lacrosse training drills. To avoid serious injury during assembly, disassembly, use, adjustment and/or movement of the Monarch Recreational Net Set, the following warnings and instructions **MUST** be observed at all times:



WARNING Important Instructions for Safe Use

1. This product is **NOT FOR USE BY CHILDREN UNDER AGE 13**. Keep children and pets away from equipment at all times. **DO NOT** leave children unattended in the same room with the product.
2. Adult assembly required for assembly, disassembly, adjusting, and moving the Net. All components must be properly assembled prior to use.
3. The Net should be placed on a flat surface that is suitable for play while ensuring maximum user safety. Placing on uneven or sloped surfaces can lead to injury.
4. **NEVER** let children climb on or hang from the Net. The net is not intended to be weight bearing and will collapse if significant weight is applied.
5. **DO NOT** put arms, head, or other body parts in holes in Net. Entrapment and/or strangulation can occur.



IMPORTANT! CARE AND MAINTENANCE

1. Inspect all parts before using the product for signs of wear or failure. If parts are worn or damaged, **DO NOT** use. Contact Customer Service for replacement parts.
2. **DO NOT** leave the Net outdoors in inclement weather as moisture and other elements may adversely affect the performance of the unit. Do not use in severe winds. Net could come loose and hit players.
3. To extend the life of the product, unit should be stored indoors when not in use. Net should be removed during extended storage.
4. Examine your Net regularly for wear and tear. Discontinue use immediately if any defect or damaged parts are found.
5. Keep away from fire and heat sources.

PARTS LIST:



**Carry Bag
x1**



**12.ft Pickleball Net
x1**

1



**Steel Pole Set
X1**

3



**Monarch Aspen Wood
Pickleball Paddle x2**

2



**Monarch Outdoor
Pickleball x2**

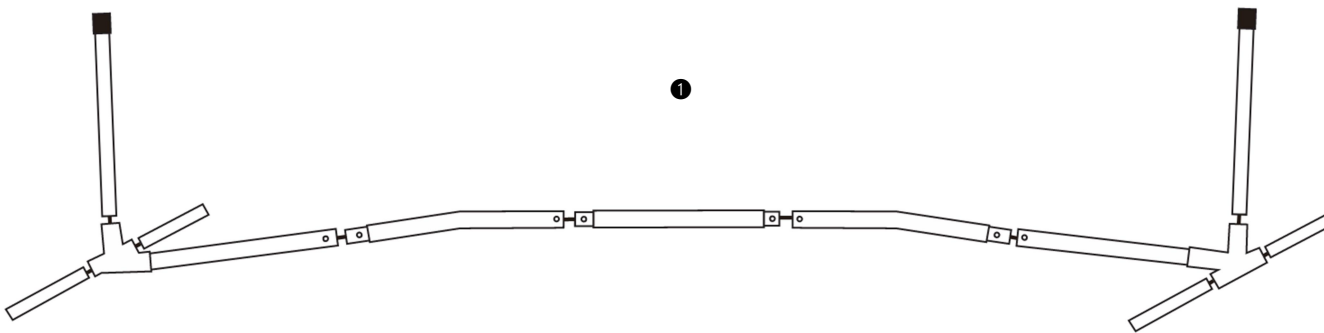
⚠ WARNING

WARNING: Pinch Point. Keep hands clear of moving parts and hinges while folding or adjusting the frame

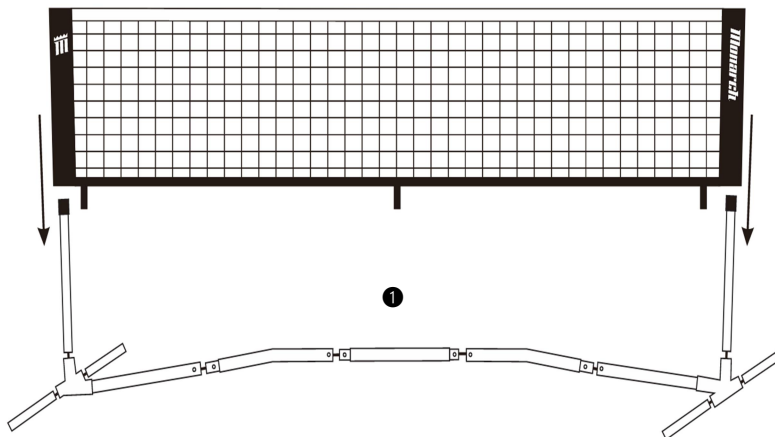
WARNING: Pinch Point. Exercise caution while pressing push-pin to assemble and disassemble the metal frame

ASSEMBLY INSTRUCTIONS

1. Lay out all the parts on the floor and assemble the frame as illustrated below.
Pay attention to assembling the snap buckle in place.




2. Fit net over top of the Vertical End Posts (1) .



3. Fasten the three inner straps of the net as shown below to ensure that they are tightly fastened.



Congratulations!
You're ready to reign over your court.



DICK'S LIMITED WARRANTY

Who is Covered?

This limited warranty ("Limited Warranty") covers only the person who first purchased the product. This Limited Warranty expires at the time of transfer and is not transferable to anyone else. Proof of purchase is required to make a warranty claim.

DICK'S warrants this product to be free from defects in workmanship and materials as follows:

What the Warranty Covers

This Limited Warranty covers defects in materials and workmanship.

What the Warranty Does Not Cover

This Limited Warranty does not cover:

- Expendable items, including by way of example only and not by way of limitation: batteries, light bulbs, fuses, zippers, tires, belts, shoe soles, fabric, and other items that experience wear as a result of normal use.
- Damage through improper use, negligence, abuse, misuse, transportation, acts of nature, or accident, including failure to perform routine maintenance or follow the assembly and/or operating instructions supplied with the product.
- Products used in commercial or rental applications.
- Products that have been modified using replacement parts that were not provided by DICK'S.
- Defects or damage caused by using third-party parts or services.

This Limited Warranty does not cover any consequential or incidental damages of any kind, including transportation to get warranty service, loss of time, and loss of use. Some states do not allow the exclusion or limitation of incidental or consequential damages, so the above limitation may not apply to you.

What the Period of Coverage Is

This Limited Warranty lasts for a period of one year from receipt of the product. Any implied warranty arising under state law is limited in duration to the one-year period of this Limited Warranty. Some states do not allow limitations on how long an implied warranty lasts, so the above limitation may not apply to you.

How to Make a Warranty Claim

You can make a warranty claim by bringing the product to any store location of the chain the product was purchased as long as: (1) it meets the warranty criteria, (2) is within the warranty period (one year), (3) you have a valid proof of purchase and provide that to the store at the time of making the warranty claim, and (4) you are the original purchaser of the product. If you are unable to find your valid proof of purchase, please contact 1-877-846-9997 and a customer service representative may be able to assist.

Please direct all warranty service inquiries as follows:

If in writing, mail to:

**DICK'S Sporting Goods, Inc.
345 Court St.
Coraopolis, PA 15108
Attn: Customer Service**

If by telephone, call: **1-877-846-9997**

What DICK'S Will Do to Correct the Problem

Once you make a valid warranty claim, DICK'S will either:

- Return or exchange the product; or
- Provide a free replacement part, if applicable; or
- Repair the product for free, if applicable.

How State Law Applies

This Limited Warranty gives you specific legal rights, and you may also have other rights which vary from state to state.