



C13 ACERT™ Industrial Power Unit

Tier 4 Interim/Stage IIIB
287-388 kW/385-520 bhp @ 1800-2100 rpm




Image shown may not reflect actual power unit configuration

CAT® ENGINE SPECIFICATIONS

I-6, 4-Stroke-Cycle Diesel

Bore	130 mm (5.12 in)
Stroke	157 mm (6.18 in)
Displacement	12.5 L (762.8 in ³)
Aspiration	Turbocharged-Aftercooled
Compression Ratio	17.0:1
Combustion System	Direct Injection
Rotation (from flywheel end) ...	Counterclockwise
Capacity for Liquids	
Cooling System	18.7 L (19.8 U.S. qts)
Lube System (refill)*	34 L (35.9 U.S. qts)
Package Weight, Net Dry	
(approximate)	2304 kg (5080 lbs)

*Capable of up to 500-hour oil change interval, dependent on oil pan size, rating, application, operating conditions, and maintenance practices.

FEATURES

Emissions

Designed to meet 2011 EPA (U.S.) Tier 4 Interim and EU Stage IIIB emissions requirements. Also expected to meet Japanese MLIT emissions requirements once available.

Reliable, Quiet, and Durable Power

World-class manufacturing capability and processes coupled with proven core engine designs assure reliability, quiet operation, and many hours of productive life.

High Performance

Simple and efficient turbocharger with balance valve provides optimal air management and improved fuel efficiency.

Fuel Efficiency

Fuel consumption optimized to match operating cycles of a wide range of equipment and applications.

Fuel & Oil

Tier 4 Interim/Stage IIIB engines require Ultra Low Sulfur Diesel (ULSD) fuel containing a maximum of 15 ppm sulfur, and new oil formulations to support the new technology. Cat® engines are designed to accommodate B20 biofuel. Your Cat dealer can provide more information regarding fuel and oil.

Broad Application Range

Industry leading range of factory configurable ratings and options for agricultural, materials-handling, construction, mining, forestry, waste, and other industrial applications.

Package

Exceptional power density enables standardization across numerous applications. Available factory-installed configurations: full package, including radiator and Clean Emissions Module (CEM); package with CEM, but no radiator; and package with radiator installed, but CEM shipped loose.

Low-Cost Maintenance

Worldwide service delivers ease of maintenance and simplifies the servicing routine. Minimum 5000-hour diesel particulate filter ash service interval enables low-cost maintenance. Capable of optimal oil change intervals of up to 500 hours, depending on rating, application, operating conditions, and maintenance practices. The S•O•SSM program is available from your Cat dealer to determine oil change intervals and provide optimal performance.

Quality

Every Cat engine is manufactured to stringent standards in order to assure customer satisfaction.

World-class Product Support Offered Through Global Cat Dealer Network

- Scheduled maintenance, including S•O•SSM sample
- Customer Support Agreements (CSA)
- Cat Extended Service Coverage (ESC)
- Superior dealer service network
- Extended dealer service network through the Cat Industrial Service Distributor (ISD) program

Web Site: For additional information on all your power requirements, visit www.cat-industrial.com.



C13 ACERT™ Industrial Power Unit

Tier 4 Interim/Stage IIIB
287-388 kW/385-520 bhp @ 1800-2100 rpm

STANDARD ENGINE EQUIPMENT

Air Inlet System

Turbocharged Air-to-Air Aftercooled

Control System

Electronic control system, over-foam wiring harness, automatic altitude compensation, power compensated for fuel temperature, configurable software features, engine monitoring system SAE J1939 broadcast and control, integrated Electronic Control Unit (ECU)

Cooling System

Vertical outlet thermostat housing, centrifugal water pump, guidance on cooling system design available to ensure machine reliability.

Exhaust System

CEM that includes Diesel Particulate Filter (DPF), Diesel Oxidation Catalyst (DOC), and Cat Regeneration System

Flywheels and Flywheel Housing

SAE No. 1 flywheel housing

Fuel System

MEUI injection; primary fuel filter, secondary fuel filters, fuel transfer pump, electronic fuel priming

Lube System

Open crankcase ventilation system, oil cooler, oil filler, oil filter, oil dipstick, oil pump (gear driven), choice of sumps (front, rear, center)

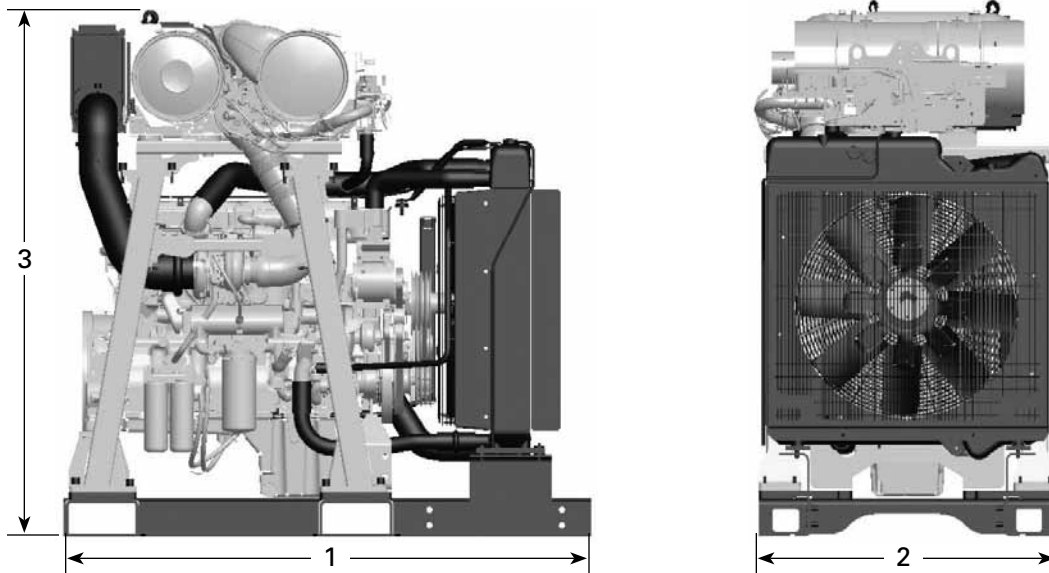
Power Take Off

SAE A, SAE B, SAE C drives available, engine power can also be taken from the front of the engine on some applications

General

Paint: Cat yellow; vibration damper; lifting eyes

DIMENSIONS



(1) Length — 2085 mm (82.1 in)

(2) Width — 1157 mm (45.6 in)

(3) Height — 2082 mm (81.97 in)

Note: Final dimensions dependent on selected options

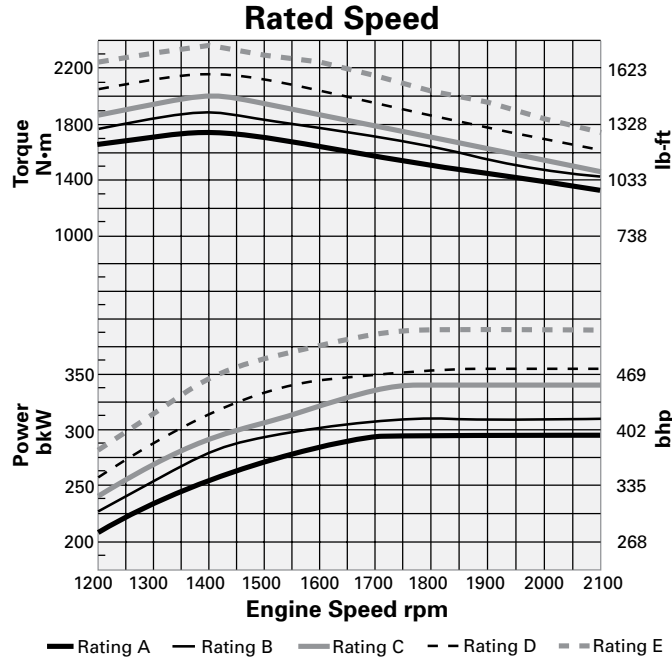


C13 ACERT™ Industrial Power Unit

Tier 4 Interim/Stage IIIB
287-388 kW/385-520 bhp @ 1800-2100 rpm

PERFORMANCE DATA — PRELIMINARY

Turbocharged-Aftercooled — 1800-2100 rpm



Speed Range

Rating	Speed rpm	Peak Power kW	Peak Power bhp	Speed rpm	Peak Torque N·m	Peak Torque lb-ft
A	2100	287	385	1400	1762	1300
B	2100	309	415	1400	1900	1401
C	2100	328	440	1400	2014	1486
D	2100	354	475	1400	2174	1604
E	2100	388	520	1400	2380	1756

RATING DEFINITIONS AND CONDITIONS

IND-A (Continuous) for heavy duty service where the engine is operated at maximum power and speed up to 100% of the time without interruption or load cycling.

IND-B for service where power and/or speed are cyclic (time at full load not to exceed 80%).

IND-C (Intermittent) is the horsepower and speed capability of the engine where maximum power and/or speed are cyclic (time at full load not to exceed 50%).

IND-D for service where maximum power is required for periodic overloads.

IND-E for service where maximum power is required for a short time for initial starting or sudden overload. For emergency service where standard power is unavailable (time at full load not to exceed 5% of the duty cycle).

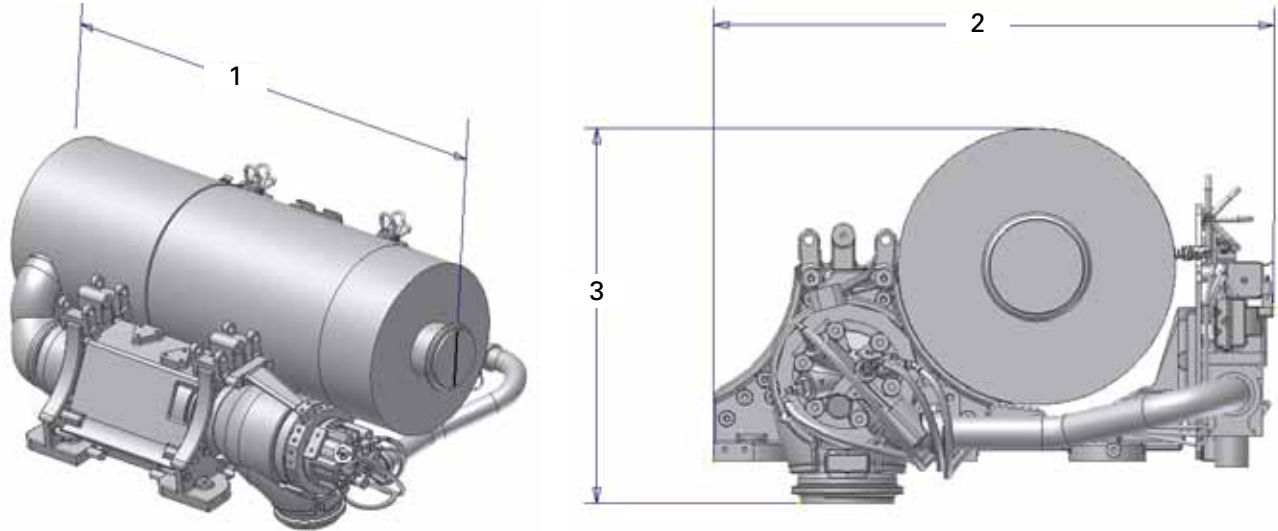
Rating Conditions are based on SAE J1995, inlet air standard conditions of 99 kPa (29.31 in Hg) dry barometer and 25°C (77°F) temperature. Performance measured using a standard fuel with fuel gravity of 35° API having a lower heating value of 42 780 kJ/kg (18,390 btu/lb) when used at 29°C (84.2°F) with a density of 838.9 g/L.



C13 ACERT™ Industrial Power Unit

Tier 4 Interim/Stage IIIB
287-388 kW/385-520 bhp @ 1800-2100 rpm

AFTERTREATMENT CONFIGURATION



Images shown may not reflect actual aftertreatment.

330.2 mm (13 in) DIAMETER BASE CONFIGURATION SHOWN

Approximate Size and Weight

(1) Length — 1053 mm (41.5 in)

(2) Width — 779.8 mm (30.7 in)

(3) Height — 451.3 mm (17.8 in)

Weight — 180 kg (397 lbs)

Multiple customizable configuration options available.

CEM Options

Base configuration includes DPF, DOC, and supporting structure

Standard configuration is also available, which includes DPF, DOC, muffler, and supporting structure. Contact your Cat dealer for additional information.

AFTERTREATMENT FEATURES

Regeneration: Cat Regeneration System maximizes fuel efficiency during regeneration

Flexibility: Flexible regen options maximize uptime

Flex pipe connection kit with 90° rotatable elbows to attach to Cat Regeneration System Inlet

Mounting: Remote installation options provide OEM flexibility for many applications, including horizontal and vertical mounting, with and without muffler

Service: Minimum 5000-hour diesel particulate filter ash service interval

Available in 12V or 24V systems

STANDARD EMISSIONS CONTROL EQUIPMENT

Cat Regeneration System

CEM: Clean Emissions Module

DOC: Diesel Oxidation Catalyst

DPF: Diesel Particulate Filter

NRS: NOx Reduction System

Materials and specifications are subject to change without notice. The International System of Units (SI) is used in this publication. CAT, CATERPILLAR, their respective logos, ACERT, S•O•S, "Caterpillar Yellow" and the "Power Edge" trade dress, as well as corporate and product identity used herein, are trademarks of Caterpillar and may not be used without permission.