



MINI EXCAVATORS | SMALL TRACK TYPE TRACTORS | COMPACT WHEEL LOADERS | SMALL WHEEL LOADERS  
BACKHOE LOADERS | SKID STEER LOADERS | COMPACT TRACK LOADERS | TELEHANDLERS | ATTACHMENTS

# MEET THE CAT<sup>®</sup> COMPACT FAMILY



# CONTENTS

> WE'RE HERE FOR YOU	03
> MINI EXCAVATORS	04
> TELEHANDLERS	06
> WHEEL LOADERS	08
> BACKHOE LOADERS	10
> SKID STEER LOADERS	12
> COMPACT TRACK LOADERS	12
> SMALL DOZERS	14
> ATTACHMENTS	16
> NOTES	19

For further information please visit [cat.com](https://cat.com) or contact your nearest Cat® dealer.

# WE'RE HERE FOR YOU

**TAKE ADVANTAGE OF OUR FINANCIAL OFFERS,  
HASSLE-FREE OWNERSHIP AND PROTECTION  
PLANS TO HELP MAKE LIFE EASIER.**



## FINANCIAL SUPPORT

You can count on Cat Financial to provide the best financing solutions for your business. We offer quick and easy financing, with customised payment plans. Our team understands Cat® products across all industries. We will help you get the most out of your investment – and grow your business.

## EXTENDED PROTECTION PLAN

When you buy new machinery, Caterpillar offers a standard warranty of 6 to 12 months. But the lifespan of Cat machines extends well beyond that timeframe. That's why your Cat dealer offers Equipment Protection Plans.

Backed by Cat Financial Insurance Services, Equipment Protection Plans ensure that your investment is safeguarded beyond the standard warranty period. With three levels of coverage, you can choose the option that best suits your needs and your budget. Ask your nearest Cat dealer for more information.



## HASSLE-FREE OWNERSHIP WITH A CVA

A Customer Value Agreement (or CVA) is a hassle-free ownership programme to help you get the most from your Cat equipment. CVAs are available for purchase with a new machine and are designed to complement a customer's preference for maintaining their equipment.

### With a CVA you will enjoy:

- hassle-free ownership and maintenance
- the security of dealer support
- peace-of-mind when it comes to equipment health management.

A CVA makes it easy to manage both maintenance work and your budget. The cost of the CVA can be rolled in with your monthly machine payment so that you don't have to deal with unexpected costs.

A CVA offers an easy way to maximize your investment and lower your ownership costs.



# MINI EXCAVATORS

## DESIGNED WITH YOU IN MIND

To do your best work, you need a comfortable machine you can rely on. Our mini excavators were designed with you in mind. These high-performance machines are not only affordable, they also boast improved servicing, comfort and control.

### COMFORT AND CONTROL

Putting the control in your hands, **stick steer and cruise control make manoeuvring, positioning and travelling in your excavator easier.** For your comfort, you have the option of an air-conditioned, sealed and pressurised cab on the majority of models.

### AFFORDABLE

The new range of mini excavators offers lower ownership and operating costs. **Now you can spend less time and money on servicing and fuel.** The steel panel design is highly durable, making each machine an investment that can stand up to the test of challenging jobsites.

### HIGH PERFORMANCE

Multifunctional and versatile, these mini excavators are best in their class for productivity and performance. You can customise the monitor settings to suit the task in hand with adjustable operator and attachment settings. **The Next Gen models deliver up to 20% more performance alongside an increase in fuel efficiency.**

### NO-HASSLE SERVICING

Daily maintenance is easy, with improved ground-level access on the 6-10 tonne models. On the 1.5-3.5 tonne models, access panels allow for quick routine servicing, while the tilt cab/canopy feature keeps larger servicing times to a minimum. **Longer service intervals on all models mean less downtime and more productive hours on site. Let's do the work!**

Model	Net power	Transport weight	Maximum dig depth
300.9D*	9.6 kW	935 kg	1,731 mm
300.9D* VPS & HPU300	9.6 kW	1,088 kg	1,731 mm
301.5*	14.3 kW	1,740 kg	2,540 mm
301.6	14.3 kW	1,925 kg	2,540 mm
301.7 CR*	14.3 kW	1,890 kg	2,350 mm
301.8	14.3 kW	2,000 kg	2,570 mm
302 CR	14.3 kW	2,140 kg	2,570 mm
302.7 CR	17.6 kW	2,690 kg	2,710 mm
303 CR	17.6 kW	3,180 kg	2,950 mm
303.5 CR	17.6 kW	3,630 kg	3,110 mm
304E2 CR	30 kW	4,080 kg	3,430 mm
305E2 CR	30 kW	5,185 kg	3,670 mm
306 CR	41.7 kW	7,150 kg	4,110 mm
307.5	41.7 kW	8,233 kg	4,649 mm
308 CR Fixed Boom	51.8 kW	8,025 kg	4,687 mm
308 CR Swing Boom	51.8 kW	9,380 kg	4,643 mm
309 CR	51.8 kW	9,403 kg	4,650 mm
310	51.8 kW	10,182 kg	5,211 mm

\*Only available with a canopy. All other models include a cab.

Some features are optional and/or model specific. The specs above show the most common regional configuration. The full specs for every model are available at [cat.com](http://cat.com) or ask your Cat dealer for more information and to arrange a test drive.

#### Next Gen Mini Excavator features:

- Air conditioning
- Stick steer
- Cruise control
- Tilt cab/canopy
- LCD monitor



**"THIS MACHINE  
IS A BEAST!  
IT'S STRONG  
AND FAST."**

SANDRO, OPERATOR FOR WATER,  
SEWAGE AND GAS CONNECTION

## IN THE SPOTLIGHT

A FOCUSED LOOK AT THREE MODELS AND SOME SHARED FEATURES ACROSS THE RANGE.

### 302.7 CR

Enjoy big lift and dig performance in a mini design. With a compact radius (CR) tail swing it's easy to access narrow areas and work in tight spaces. Easy access points for servicing help you achieve a saving of up to 5% in owning and operating costs, compared to previous models.



### 306 CR

Create a machine that suits you. There's a choice of straight and angle blades or an Extra Tool Carrier on this model, which is the newest addition to the mini excavator range. Stick steer is standard on all Next Gen models, making it easy to switch from traditional lever and pedal controls to joystick controls at the touch of a button.



### 308 CR

Enjoy maximum performance with reduced operating costs. This machine offers increased lifting, swinging and travel functions. Like all Next Gen models, features such as auto idle, auto engine shutdown and efficient hydraulics with a variable displacement pump give you optimum fuel efficiency.



# TELEHANDLERS

## WORK MADE EASY

Whether you need a construction machine or an agriculture model, Cat telehandlers offer the best visibility, reach and lift power.

You can rely on these durable machines for top performance at low operating costs.

### SUPERIOR CYCLE TIMES

Both the construction and agriculture models offer industry leading cycle times. With fast hydraulics on every machine, you can get the job done quicker.

### DESIGNED FOR STABILITY

All models are built on a long wheelbase for stability. Exceptional ground clearance gives extra peace of mind, protecting machine components from damage. The agriculture machines come with a stability indicator (LSI) that prevents unwanted hydraulic lockout, so you're always in control.

### SAVE UP TO 30%

Save up to 30% on servicing costs compared to the competition for agriculture models. The construction machines offer excellent fuel consumption when compared to the competition, and have 60% fewer serviceable parts on a 500-hour servicing interval. This gives you more machine uptime and better productivity for less fuel.

### EXCELLENT VISIBILITY

These machines were designed to offer the ultimate safe working environment. The construction models provide unrivalled rear-ward visibility so you can get more work done on busy jobsites with less risk.

Model	Engine power	Maximum lift height	Maximum reach	Lift capacity
TH357D	92.6 kW	7.0 m	3.65 m	3,500 kg
TH408D	106 kW	7.6 m	4.3 m	4,000 kg
TH3510D	106 kW	9.8 m	6.6 m	2,500 kg
TH314D	55.4 kW	13.85 m	8.68 m	3,600 kg
TH417D	55.4 kW	17.0 m	12.75 m	4,000 kg

■ Agriculture ■ Construction

The full specs for every model are available at [cat.com](https://www.cat.com) or ask your Cat dealer for more information and to arrange a demonstration.





**“A FANTASTIC MACHINE  
FOR EVERY DAY.”**

JAMIE TEASDALE, FARMER, UK

## IN THE SPOTLIGHT

A FOCUSED LOOK AT TWO MODELS AND SOME SHARED FEATURES ACROSS THE RANGE

### TH408D

The TH408D is precision engineered to handle any task. This model offers stability, manoeuvrability, speed and power. With a choice of three fuel-efficient Cat engines to suit a wide range of applications, you can choose the right engine for you. The TH408D also offers a comfortable ride in a premium cab.



### TH417D

This model has powerful hydraulics so you can raise, lower, extend and retract the chain-driven boom quickly and safely. With excellent stability, ground clearance and guarding, vital components are protected from potential damage. Maintenance is easy with an accessible engine, simple-to-change service parts and easy-access lubrication points.



# COMPACT WHEEL LOADERS & SMALL WHEEL LOADERS

## SEE MORE, MOVE MORE, DO MORE

Cat wheel loaders make your work safer, faster, more precise and profitable.

The compact models deliver high performance, versatility and precision in any application. The small machines offer superior performance, fast cycle times and versatility to help you move more material.

### NO-HASSLE EMISSIONS SYSTEM

The Cat engine in these machines is designed to manage itself. You don't have to monitor any lights or gauges.

The 906/7/8M has a fit for life clean emissions module, that works without any operator intervention.

The 910/914/920 only requires the addition of DEF Fluid when required in its after treatment module.

### LIFT WITH CONTROL

Caterpillar's optimized Z-bar linkage maximizes digging efficiency as well as ensuring parallel lift while using forks both help you handle loads efficiently, safely and precisely.

### VERSATILE

You can adapt these models to a variety of attachments. Some models offer High Flow options so you can run attachments more efficiently.

### GET MORE FROM YOUR TYRES

Reduce the wear on your tyres with rimpull control. Adjust the torque up or down to match the ground conditions and minimise tyre spin.

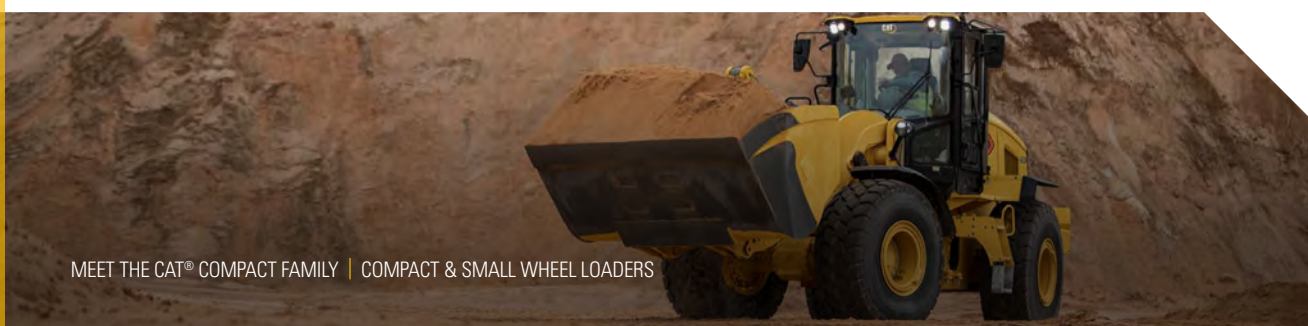
### COMPACT WHEEL LOADERS

Model	Engine power	Full turn tip load	Bucket pin height at maximum lift
906M	55 kW	3,405 kg	3,227 mm
907M	55 kW	3,500 kg	3,227 mm
908M	55 kW	3,770 kg	3,410 mm
910	74 kW	4,898 kg	3,673 mm
914	74 kW	5,265 kg	3,701 mm
920	90 kW	6,026 kg	3,818 mm

### SMALL WHEEL LOADERS

Model	Engine power	Full turn tip load	Bucket pin height at maximum lift
926M	125 kW	7,415 kg	3,903 mm
930M	125 kW	8,811 kg	3,907 mm
938M	140 kW	9,949 kg	3,969 mm

The full specs for every model are available at [cat.com](http://cat.com) or ask your Cat dealer for more information and to arrange a demonstration.







**"THE MACHINE IS ABLE TO HANDLE HEAVY LOADS AND MOVE FLUIDLY THROUGHOUT WORK SITES WITHOUT ISSUES."**

MARK GOULD, OWNER OF GOULD CONSTRUCTION

## IN THE SPOTLIGHT

A FOCUSED LOOK AT TWO MODELS AND SOME SHARED FEATURES ACROSS THE RANGE.

### 908M

This model can be used with complex attachments to make a range of tasks easy. The electro-hydraulic system provides low effort, fine control with fast cycle times. You can adjust the responsiveness with the push of a button, which allows you to set up the machine exactly the way you want it, based on the application.



### 938M

This model offers 50% more visibility for safety and refined control for high lifting and heavy loads. You can lift higher and reach further with optional high lift linkage. A choice of power modes allows you to choose between maximum fuel efficiency or boosted power along with hydraulic speed.



# BACKHOE LOADERS

## YOU'RE IN CONTROL

From growing your business, to fluctuations in fuel prices, to chasing payments from customers, we work in a world full of uncertainty. So, when it comes to your next backhoe loader, control and certainty are all-important.

That's why every new feature and innovation on these machines is about removing risk, improving fuel efficiency, maximising power and precision – helping you to manage every aspect of your business.

### SEAT-MOUNTED CONTROLS

Operate in comfort with ergonomic, seat-mounted electro-hydraulic controls. These are designed to give you more control over every move.

### CHOOSE YOUR SETTINGS

Use the display screen to set your personal operator preferences, so you can work at a pace that suits you, every time.

### SAVE UP TO 10% FUEL

Save up to 10% in fuel with the Cat engine, which meets the latest emissions standards. The after-treatment system is maintenance-free.

### EASY TO OWN AND OPERATE

With monthly payment options, fuel savings and best quality parts and engineering, it's easier and more affordable than ever to own and operate a Cat backhoe loader.

Model	Engine power	Operating weight	Dig depth	Loader breakout force
428	55.4 / 70 / 74 kW	8,206 kg	4,788 / 5,700 mm (Estick)	54.3 kN
432	74 / 82 kW	8,322 kg	4,788 / 6,169 mm (Performance Estick)	54.3 kN
434	74 kW	9,170 kg	4,827 / 5,748 mm (Estick)	62.9 kN
444	74 / 82 kW	9,426 kg	4,826 / 6,218 mm (Performance Estick)	62.4 kN

The full specs for every model are available at [cat.com](https://www.cat.com) or ask your Cat dealer for more information and to arrange a demonstration.

**"IT IS A PLEASURE WORKING WITH IT. DRIVING ON THE ROAD IS MUCH MORE COMFORTABLE."**

EGIDIJUS EIMUTIS, OPERATOR, LITHUANIA





**“THE JOYSTICKS INTEGRATED IN THE SEAT ARE A GOOD FEATURE. I WANT TO HAVE IT IN MY FLEET!”**

JAKUB WAWRZY尼亚K, CONSTRUCTION COMPANY OWNER, POLAND

## IN THE SPOTLIGHT

A FOCUSED LOOK AT THREE MODELS AND SOME SHARED FEATURES ACROSS THE RANGE.


### 428

This model offers mechanical loader and hoe controls with a pilot hoe option. Like all models, the 428 offers a display screen to choose your own settings and power modes, plus powerful hydraulics when you need them. Product Link™ data helps increase your productivity and reduce costs.



### 432

With its electro-hydraulic seat-mounted controls, you can work precisely with the least possible effort in the 432. By moving controls onto the seat, we've created a cab with more legroom, storage, and visibility out of the back. You can use the ergonomic Power Shuttle Lever to shift gears easily. There is no floor-mounted gear-shift lever, so you have more room to work.



### 444

The 444 includes electro-hydraulic seat-mounted controls. With dual mode, either you can face the loader and control the backhoe implements or vice versa. Alternatively, you can twist the seat to an offset position and operate both loader and hoe together.



# SKID STEER LOADERS & COMPACT TRACK LOADERS

## EXPERIENCE WHAT YOU INSPIRED

The new Cat D3 Series of skid steer loaders and compact track loaders provides more comfort, reliability and productivity than ever before.

Operators told us what they needed to work in safety and comfort, every day. These wheeled and rubber track models were designed to meet those requirements

### ONE MACHINE FOR MULTIPLE TASKS

Make one machine more versatile than ever before with three Smart attachments that are exclusive to Caterpillar. Smart technology interacts with the machine to change the built-in advanced display. The joystick operates each attachment.

### ROBUST AND DURABLE

The D3 machines are more robust than ever before. The durable fuel system has one filter, which makes it easier to maintain. A stronger step, tread and grab-handle are designed to withstand daily wear and tear to help you get into the cab safely, every day.

### STABILITY AND SAFETY, EVERY TIME

Experience a new undercarriage designed exclusively for the D3 Series compact track loaders. It reduces the rocking or pitching motion when you're handling heavy loads, grading or dumping material into a truck. Suspension creates a comfortable ride for all applications.

### CAB COMFORT

All models offer 40% wider door-opening and sealed, pressurised cabs with more legroom. A high-vis orange seatbelt and rotary beacons boost jobsite safety. Enjoy a safe, comfortable working environment to do your best work.

### SKID STEER LOADERS

Model	Gross power	Rated operating capacity	Bucket pin height at maximum lift
226D3	50.1 kW	705 kg	2,818 mm
232D3	50.1 kW	865 kg	3,001 mm
236D3	55.4 kW	820 kg	3,122 mm
242D3	55.4 kW	1,000 kg	3,076 mm
246D3	55.4 kW	1,000 kg	3,154 mm
262D3	55.4 kW	1,225 kg	3,172 mm
272D3	73 kW	1,570 kg	3,229 mm
272D3XE	82 kW	1,680 kg	3,265 mm

### COMPACT TRACK LOADERS

Model	Gross power	Rated operating capacity (50% tipping load)	Bucket pin height at maximum lift
239D3	50.1 kW	995 kg	2,825 mm
249D3	50.1 kW	1,130 kg	3,002 mm
259D3	55.4 kW	1,305 kg	3,075 mm
279D3	55.4 kW	1,445 kg	3,173 mm
289D3	55.4 kW	1,880 kg	3,178 mm
299D3	73 kW	2,500 kg	3,208 mm
299D3 XE	82 kW	2,535 kg	3,208 mm

The full specs for every model are available at [cat.com](http://cat.com) or ask your Cat dealer for more information and to arrange a demonstration.



**“THE MOST VERSATILE  
PIECE OF EQUIPMENT  
THAT A SMALL COMPANY  
LIKE US CAN OWN.  
WE CAN DO SO MANY  
THINGS WITH THEM.”**

ROGER HANCHAK, OWNER OF HANCHAK LANDSCAPIN

## IN THE SPOTLIGHT

A FOCUSED LOOK AT THREE MODELS AND SOME SHARED FEATURES ACROSS THE RANGE.

### 226D3

With its radial lift design, this skid steer loader delivers impressive mid-lift reach and excellent digging performance with outstanding drawbar power. Like all D3 models, seat-mounted adjustable joystick controls come as standard for your comfort.



### 259D3

This compact track loader delivers extended reach and lift height for quick and easy truck loading. The standard, suspended undercarriage system provides superior traction, flotation, stability and speed so you can handle a wide range of tasks and ground conditions.



### 299D3

With its vertical lift design, this compact track loader offers extended reach and lift height. The high-performance power train provides maximum capability through the electronic torque management system, standard two-speed travel and an electronic hand/foot throttle with decel pedal ability.



# SMALL DOZERS

## SMALL AND MIGHTY

These dozers are powerful and efficient. Designed to optimise speed and versatility, they are easy to transport, manoeuvre and finish grade.

### ACHIEVE THE PERFECT GRADE

The Cat Slope Indicate feature on these machines takes the guesswork out of the grading process and boosts productivity. See what slope the machine is positioned on and get the right grade with fewer passes.

### ALL-DAY COMFORT

Say goodbye to tired arms with ergonomic seat-mounted controls and Blade Shake. Simply press the button on the right-hand joystick to shake material off the blade.

### SAVE 20% IN FUEL

Reduce fuel consumption by up to 20% with Eco Mode. This unique load-sensing system reduces fuel usage when needed, without reducing the machine's performance.

### REDUCED SLIP

Reduce ground disturbance and boost productivity with Automatic Traction Control. When there is a risk of slipping, the machine reduces the torque to the track.

Model	Net power	Weight	Blade Capacity
D2	68.8 kW	8,338 kg	1.98 m <sup>3</sup>
D2 LGP	68.8 kW	8,648 kg	1.85 m <sup>3</sup>
D3	77.6 kW	9,362 kg	2.19 m <sup>3</sup>
D3 LGP	77.6 kW	9,693 kg	2.34 m <sup>3</sup>

The weights shown are for machines equipped with a dozer blade, cab, back-up alarm, coolant, lubricants and full fuel tank, with an operator in position. The full specs for every model are available at [cat.com](http://cat.com) or ask your Cat dealer for more information and to arrange a demonstration.

**"IT FAR SURPASSES THE  
OLDER TECHNOLOGY."**

LEE ADAMS, OPERATOR





**"THE NEW CAT®  
GRADE SYSTEM  
IS 3D, COLOUR...  
IT'S GOT A LOT  
MORE OPTIONS."**

LEE ADAMS, OPERATOR

## IN THE SPOTLIGHT

A FOCUSED LOOK AT TWO MODELS AND SOME SHARED FEATURES ACROSS THE RANGE.


### D2

This model includes the highly durable Abrasion undercarriage, which reduces bushing wear. It's ideal for low- to medium-impact, high-abrasion soil applications. A new, optional, 3D grade-control feature eliminates the need to remove components at the end of the working day.



### D3

Enjoy easy grading with Cat Slope Assist, which automatically holds blade angles without any external laser or GPS reference. You can optimise productivity by choosing Power Pitch Blade to easily adjust the blade pitch from the operator's seat. Experience a new level of comfort with the option of a heated and ventilated air-suspension seat.



# A CAT<sup>®</sup> ATTACHMENT FOR EVERY JOB


Get more from your machine with Cat attachments. Choose from a wide variety of options and tailor your machine to different tasks and conditions.

Speak to your dealer to find out which tools can help you. See the full range at [cat.com/attachments](https://cat.com/attachments)

## BUCKETS

Dig, load, carry, level, dump and grade in a variety of applications.

Skid steer loader	Compact wheel loader	Small wheel loader	Mini excavator	Backhoe loader	Telehandler
●	●	●	●	●	●



## FORKS

With several sizes and options available, you can find the best log and lumber fork carriages for the task. Extra pallet fork tines in different sizes help you move bulky materials or pallets on construction and industrial sites.


Skid steer loader	Compact wheel loader	Small wheel loader	Mini excavator	Backhoe loader	Telehandler
●	●	●	×	●	●



## COUPLERS

Change work tools quickly with Cat couplers. They improve overall production and increase the versatility of your machine.

Skid steer loader	Compact wheel loader	Small wheel loader	Mini excavator	Backhoe loader	Telehandler
●	●	●	●	●	●



## BROOMS AND ACCESSORIES

Hydraulic and manual Cat angle brooms are ideal for clearing car parks, industrial plants, mill yards, airport runways, streets, driveways and lanes.

Skid steer loader	Compact wheel loader	Small wheel loader	Mini excavator	Backhoe loader	Telehandler
●	●	●	×	●	×





## HAMMERS

Cat hammers give you maximum performance on demolition, construction and road-work sites.



Skid steer loader	Compact wheel loader	Small wheel loader	Mini excavator	Backhoe loader	Telehandler
●	×	×	●	●	×

## COLD PLANERS

Quickly and economically remove asphalt, concrete or imperfections prior to resurfacing. Cold planers are ideal for removing deteriorated pavement or traffic lane stripes, and jobs where the use of dedicated planers is limited.



Skid steer loader	Compact wheel loader	Small wheel loader	Mini excavator	Backhoe loader	Telehandler
●	●	×	×	●	×

## MULCHERS AND BRUSH CUTTERS

Enjoy high-performance cutting and mulching of vegetation and overgrowth. Perfect for creating fire lanes, land reclamation, removing foliage and shredding organic material for biomass production.


Clear land and overgrowth efficiently and easily with Cat brushcutters, or choose Cat industrial brushcutters for maintaining rights of way, clearing land and brush cutting.



Skid steer loader	Compact wheel loader	Small wheel loader	Mini excavator	Backhoe loader	Telehandler
●	●	×	●	×	×

## AUGERS AND AUGER BITS

Cat augers are designed for maximum productivity in a broad range of soil types. Ideal for drilling holes in construction, agricultural, and landscaping environments. Use auger bits to insert fencing, footings, signposts, trees and shrubs.



Skid steer loader	Compact wheel loader	Small wheel loader	Mini excavator	Backhoe loader	Telehandler
●	●	×	●	●	×

# SMALL POWERFUL VERSATILE

Which machine will you choose from the Cat compact range?





To find out more about Cat products and services,  
contact your nearest Cat dealer or visit [cat.com](https://cat.com).

Follow us for the latest news and events  @CatConstructionEMEA  @CatConstructionEMEA



© 2020 Caterpillar. All Rights Reserved. CAT, CATERPILLAR, LET'S DO THE WORK, their respective logos, "Caterpillar Corporate Yellow", the "Power Edge" and Cat "Modern Hex" trade dress as well as corporate and product identity used herein, are trademarks of Caterpillar and may not be used without permission.