

320 GC

HYDRAULIC EXCAVATOR



Engine Power
Operating Weight

107 kW (143 hp)
19 800 kg (43,700 lb)

Cat® C4.4 Engine meets China III Nonroad/Brazil MAR-1 emission standards (U.S. EPA Tier 3 and EU Stage IIIA).



NEXT GENERATION EXCAVATORS

Cat® Next Generation Excavators offer you more choices than ever for your business.

- + MORE MODEL OPTIONS
- + MORE STANDARD TECHNOLOGIES
- + MORE PRICE POINTS

Ready to help you make your business stronger, Cat Next Generation Excavators give you ways to get the most work done at the lowest cost – so you put more money in your pocket.



THE CAT® 320 GC

RELIABLE. COMFORTABLE. PRODUCTIVE.

The **CAT 320 GC** offers you the ideal balance of dependable performance, operator productivity features, and reduced costs. The Cat 320 GC is a smart choice for operations where high reliability and low cost-per-hour performance are priorities.



REDUCE FUEL CONSUMPTION UP TO 20%¹

A precise combination of lower engine speed and a large hydraulic pump delivers top performance while burning less fuel.

WORK SMART. SAVE MONEY.

The Cat 320 GC is equipped with Power Modes that help manage fuel consumption. Choose between two power modes to match your specific applications – Power Mode and Smart Mode.

Power Mode delivers maximum productivity in high-demand applications like truck loading and trenching.

Smart Mode automatically matches engine speed and hydraulic power to demand for the highest fuel efficiency in any application.

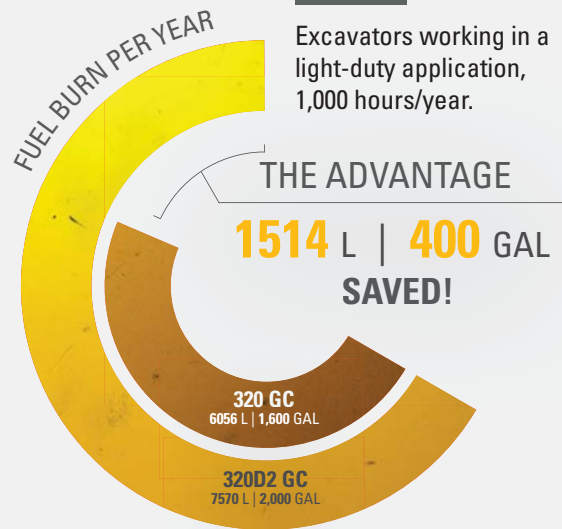
¹ Compared to the 320D2 GC.



FUEL EFFICIENCY SAVINGS ADD UP

SCENARIO:

Excavators working in a light-duty application, 1,000 hours/year.



CALCULATION:

320D2 GC (ECO Mode):

7.57 L/HR X 1000 HR/YR = 7570 L/YR
2.0 GAL/HR X 1,000 HR/YR = 2,000 GAL/YR

320 GC (Smart Mode):

(7.57 L/HR X 80%) X 1000 HR/YR = 6056 L/YR
(2.0 GAL/HR X 80%) X 1,000 HR/YR = 1,600 GAL/YR



**LOWER MAINTENANCE COSTS
UP TO 20%**

With extended and more synchronized maintenance intervals, you get more done at a lower cost compared to the 320D2 GC. Consolidated filter locations make service faster. Hydraulic, air, and fuel tank filters have increased capacity and longer life.

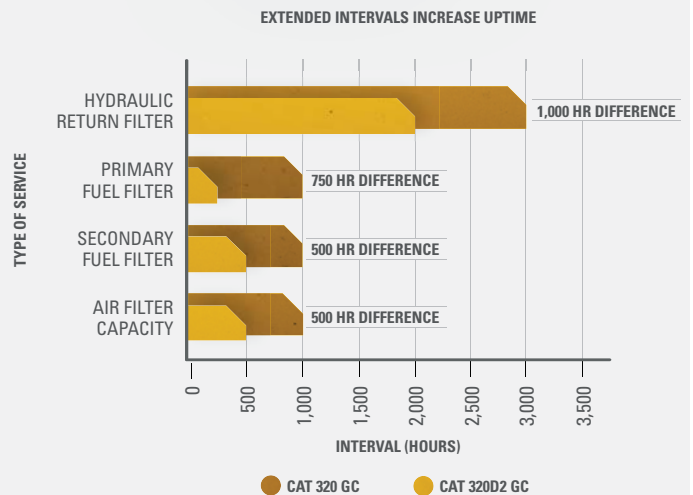
KEY MAINTENANCE COST REDUCTIONS INCLUDE:

- + Consolidated filter locations to reduce service time.
- + Improved hydraulic filter with higher dirt holding capacity.
- + Oil and fuel filters with extended maintenance intervals.
- + Advanced Cat air filter with double the dust holding capacity of the previous filter.



STOP LESS. WORK MORE.

WITH THE 320 GC, YOU'LL USE
88 FEWER FILTERS*



*Based on 12,000 operating hours.

CAT LINK TECHNOLOGY

TAKES THE GUESSWORK OUT OF MANAGING YOUR EQUIPMENT



PRODUCT LINK™

Product Link™ collects data automatically and accurately from your assets – any type and any brand. Information such as location, hours, fuel usage, productivity, idle time, maintenance alerts, diagnostic codes, and machine health can be viewed online through web and mobile applications.



VISIONLINK®

Access information anytime, anywhere with VisionLink® – and use it to make informed decisions that boost productivity, lower costs, simplify maintenance, and improve safety and security on your jobsite. With different subscription level options, your Cat dealer can help you configure exactly what you need to connect your fleet and manage your business – without paying for extras you don't want. Subscriptions are available with cellular or satellite reporting (or both).

CAB TAKES THE HARD OUT OF WORK

Sites where excavators typically work are rugged and challenging. That's why it's important that the 320 GC cab protects the operator as much as possible from fatigue, stresses, sounds, and temperatures of the job.



ISO-CERTIFIED ROPS CAB

The ISO-certified ROPS cab is sound-suppressed and sealed. The windows and lower front profile of the machine give outstanding visibility to the work area without the strain of constantly leaning forward.

ALL-AROUND VISIBILITY

Large windows at the front, sides, and rear give excellent visibility in all directions from the operator seat. The ROPS structure uses narrow front cab pillars to allow a wider field of view to the front. Plus with the standard rearview camera, operators will always be aware of what's surrounding the excavator.

EASY ACCESS, CONNECTIVITY AND STORAGE

Convenience features include Bluetooth® integrated radio, USB ports for charging and phone connectivity, 12V DC outlets and AUX port, storage in rear, overhead and console compartments, and cup and bottle holders.



TOUCHSCREEN MONITOR

Most machine settings can be controlled through the high-resolution 203 mm (8 inch) touchscreen monitor. It offers 42 languages and is easy to reach from the seat – no twisting or turning to reach switches. A handy jog dial control and shortcut keys are also ergonomically positioned on the right console.



SEAT AND CONSOLE

Efficiency of movement is critical to keeping operators productive and alert all shift long. The 320 GC seat is designed for easy operation and comfort. The standard seat is wide and adjustable so operators of any size can work comfortably.




CUSTOMIZABLE JOYSTICKS

Joystick function can be customized through the monitor. Joystick pattern as well as response can be set to match operator preference. All preferences are saved with the operator ID and restored at login.



KEYLESS PUSH START

The 320 uses a keyless push-button engine start. This adds security for the machine by using Operator ID codes to limit and track machine access. Codes can be entered manually, via an optional Bluetooth key fob, or smartphone app.



SAFETY FEATURES

LOOK OUT FOR YOUR PEOPLE AND YOUR EQUIPMENT

Daily maintenance checks can be performed with 100% of the points accessible from ground level, making maintenance faster, easier, and safer. Checkpoints include the engine oil dipstick, fuel water separator, fuel tank water and sediment drains, and cooling system coolant level check.

KEEP YOUR EXCAVATOR SECURE

Use your PIN code on the monitor, the optional Bluetooth key fob, or your smartphone to enable the push-button starting feature.



STAY SAFE EVERY DAY


FACT:

#1 cause of construction accidents: **FALLS***

49% OF FALLS RESULT IN SERIOUS INJURY

30% OF FALLS RESULT IN DEATH

FALLS



320

100% GROUND-LEVEL MAINTENANCE HELPS PREVENT FALLS

*<https://www.ncbi.nlm.nih.gov/pmc/articles/PMC4962179/>

INCREASE YOUR PRODUCTIVITY AND PROFIT WITH CAT ATTACHMENTS

You can easily expand the performance of your machine by utilizing any of the variety of Cat attachments. Each Cat attachment is designed to fit the weight and horsepower of Cat excavators for improved performance, safety, and stability.

BUCKETS



GRAPPLES



HYDRAULIC HAMMERS



PREVENT HAMMER WEAR AND TEAR

Protect your hammer from overworking. Auto hammer stop warns you after 15 seconds of continuous firing and then automatically shuts it off after 30 seconds – all to prevent wear and tear on the attachment and excavator.

MULTI-PROCESSORS



QUICK COUPLERS



RIPPERS



ATTACHMENT TRACKING MADE EASY

The Cat PL161 Attachment Locator is a Bluetooth device that makes finding your attachments and other gear quick and easy. The Cat App on your phone will locate the device automatically.



VIBRATORY PLATE COMPACTORS



TECHNICAL SPECIFICATIONS

See cat.com for complete specifications.

ENGINE		
Engine Model	Cat C4.4	
Engine Power – ISO 9249	107 kW	143 hp
Engine Power – ISO 14396	108 kW	145 hp
Bore	105 mm	4 in
Stroke	127 mm	5 in
Displacement	4.4 L	269 in ³
HYDRAULIC SYSTEM		
Main System – Maximum Flow – Implement	429 L/min	113 gal/min
Maximum Pressure – Equipment	35 000 kPa	5,075 psi
Maximum Pressure – Travel	34 300 kPa	4,974 psi
Maximum Pressure – Swing	25 000 kPa	3,625 psi
SWING MECHANISM		
Swing Speed	11.3 rpm	
Maximum Swing Torque	74 kN·m	54,900 lbf·ft
WEIGHTS		
Operating Weight*	19 800 kg	43,700 lb
*Standard Undercarriage, Reach Boom, R2.9 (9'6") Stick, GD 1.0 m ³ (1.31 yd ³) bucket and 600 mm (24") triple grouser shoes.		
Operating Weight*	21 200 kg	46,700 lb
*Long Undercarriage, Reach Boom, R2.9 (9'6") Stick, GD 1.0 m ³ (1.31 yd ³) bucket and 600 mm (24") triple grouser shoes.		
SERVICE REFILL CAPACITIES		
Fuel Tank	345 L	86.6 gal
Cooling System	25 L	6.6 gal
Engine Oil	15 L	4.0 gal
Swing Drive (each)	5 L	1.3 gal
Final Drive (each)	5 L	1.3 gal
Hydraulic System (including tank)	234 L	61.8 gal
Hydraulic Tank	115 L	30.4 gal

DIMENSIONS		
Boom	Reach 5.7 m (18'8")	
Stick	Reach 2.9 m (9'6")	
Bucket	1.0 m³ (1.31 yd³)	
Shipping Height – Top of Cab	2960 mm	9'9"
Handrail Height	2950 mm	9'8"
Shipping Length	9530 mm	31'3"
Tail Swing Radius	2830 mm	9'3"
Track Length – Standard Undercarriage	4070 mm	13'4"
Track Length – Long Undercarriage*	4450 mm	14'7"
Length to Center of Rollers – Standard Undercarriage	3270 mm	10'9"
Length to Center of Rollers – Long Undercarriage*	3650 mm	12'0"
Ground Clearance	470 mm	1'7"
Track Gauge – Standard Undercarriage	2200 mm	7'3"
Track Gauge – Long Undercarriage*	2380 mm	7'9"
Transport Width (600 mm [24"] Shoes) – Standard Undercarriage	2800 mm	9'2"
Transport Width (600 mm [24"] Shoes) – Long Undercarriage*	2980 mm	9'9"
Counterweight Clearance	1050 mm	3'5"
*Australia, New Zealand only.		
WORKING RANGES AND FORCES		
Boom	Reach 5.7 m (18'8")	
Stick	Reach 2.9 m (9'6")	
Bucket	1.0 m³ (1.31 yd³)	
Maximum Digging Depth	6710 mm	22'0"
Maximum Reach at Ground Level	9850 mm	32'4"
Maximum Cutting Height	9450 mm	31'0"
Maximum Loading Height	6500 mm	21'4"
Minimum Loading Height	2180 mm	7'2"
Maximum Depth Cut for 2440 mm (8'0") Level Bottom	6540 mm	21'5"
Maximum Vertical Wall Digging Depth	5690 mm	18'8"
Bucket Digging Force (ISO)	129 kN	29,007 lbf
Stick Digging Force (ISO)	99 kN	22,301 lbf

STANDARD & OPTIONAL EQUIPMENT

Standard and optional equipment may vary. Consult your Cat dealer for details.

CAB	STANDARD	OPTIONAL
ROPS, standard sound suppression	•	
High-resolution 203 mm (8 inch) LCD touchscreen monitor	•	
Mechanically adjustable seat	•	
CAT TECHNOLOGY	STANDARD	OPTIONAL
Cat Product Link	•	
Auto Hammer Stop	•	
ENGINE	STANDARD	OPTIONAL
Two selectable power modes	•	
Auto engine speed control	•	
Auto engine idle shutdown	•	
52° C (125° F) high-ambient cooling capacity	•	
-32° C (-25° F) cold start capability	•	
Double element air filter with integrated precleaner	•	
Reversing electric cooling fans	•	
Biodiesel capability up to B20	•	
HYDRAULIC SYSTEM	STANDARD	OPTIONAL
Boom and stick regeneration circuits	•	
Auto hydraulic warm up		•
Auto two-speed travel	•	
Boom and stick drift reduction valve	•	
Hammer return filter circuit*		•
Three button joysticks	•	
Slider joysticks*		•
Hammer return filter circuit*		•
Tool Control (two pump, one/two way high-pressure flow)*		•
Basic Tool Control (one pump, one way high-pressure flow)		•
Quick coupler circuit for Cat Pin Grabber*		•

*Not available in China.

BOOM AND STICKS	STANDARD	OPTIONAL
5.7 m (18'8") reach boom, 2.9 m (9'6") reach stick	•	
5.7 m (18'8") reach boom, 2.5 m (8'2") reach stick†		•
UNDERCARRIAGE AND STRUCTURES	STANDARD	OPTIONAL
600 mm (24") triple grouser shoes	•	
790 mm (31") triple grouser shoes††		•
Tie-down points on base frame	•	
3700 kg (8,150 lb) counterweight	•	
4200 kg (9,260 lb) counterweight†††	•	
ELECTRICAL SYSTEM	STANDARD	OPTIONAL
Two 1,000 CCA maintenance-free batteries	•	
Programmable time-delay LED working lights	•	
LED chassis light, left-hand boom lights	•	
LED chassis light, left-hand/right-hand boom lights, cab lights		•
SERVICE AND MAINTENANCE	STANDARD	OPTIONAL
Sampling ports for Scheduled Oil Sampling (S-O-S SM)	•	
Ground- and platform-level engine oil dipsticks	•	
SAFETY AND SECURITY	STANDARD	OPTIONAL
Rearview camera	•	
Right-hand-sideview camera	•††††	•
Right-hand mirror	•	
Ground-level engine shutoff switch	•	
Right-hand handrail and hand hold	•	
Signaling/warning horn	•	

†Africa, Middle East only.

††South America and Southeast Asia only.

†††Australia, New Zealand only.

††††Australia, New Zealand, Pacific, and Turkey only.

Not all features are available in all regions. Please check with your local Cat dealer for specific offering availability in your area.

For additional information, refer to the Technical Specifications brochures for the 320 GC, 320 and 323 models available at www.cat.com or your Cat dealer.



For more complete information on Cat products, dealer services and industry solutions, visit us on the web at www.cat.com

© 2020 Caterpillar. All Rights Reserved.

VisionLink is a trademark of Trimble Navigation Limited, registered in the United States and in other countries.

Materials and specifications are subject to change without notice. Featured machines in photos may include additional equipment. See your Cat dealer for available options.

CAT, CATERPILLAR, LET'S DO THE WORK, their respective logos, "Caterpillar Yellow," the "Power Edge" and Cat "Modern Hex" trade dress as well as corporate and product identity used herein, are trademarks of Caterpillar and may not be used without permission.
www.cat.com www.caterpillar.com

AEXQ2333-04
Replaces AEXQ2333-03
Build Number: 07C
(Afr-ME, Asia Pacific, CIS, S Am)

