

# 930K ADL

Air-Deployable Loader





Applications	
Lift, Haul & Load Material	Trenching Operations
Airfield Construction	Road Construction
Paved & Unimproved Surface Mobility	

## For those who require maximum lift with unmatched maneuverability.

Get the highest efficiency through every operation with superior load control and handling. Cat® 930K Air-Deployable Loaders (ADL) are engineered to deliver maximum capacity and productivity, even when the underfoot condition changes from paved to unimproved surface.

Full turn tipping loads of 17,707 lbs (8032 kg) with the Fusion Coupler or 18,481 lbs (8383 kg) with the Pin-On Coupler, as well as a fully loaded reach of 128 in (3261 mm) allow operators to efficiently lift and haul the largest loads and get the precise power required exactly when needed with the closed-center hydraulic system. The 930K ADL delivers the power and control operators need to increase productivity of every task.



930K ADL.

## Easy fixed-wing air transport with a convenient two-piece cab.

Less time reconfiguring the machine means more time completing operations. A standard two-piece cab allows personnel to quickly reconfigure the 930K ADL for air transport. With this capability, the 930K ADL is certified for self-loading onto a C-130 for air transportability.



Two-piece cab.



Rifle bracket in cab.



MIL-STD-209K lift and tie downs.



Removable bracket for C-130 air transport.



Keyless start and easy-to-use instrument panel.



NATO start receptacle.

### Military Modifications

- C-130 aircraft drive-on transportable (certain options result in C5/C17 transport only)
  - Load positioning stop brackets (required for C-130 air transport)
  - Cab removal convenience package
  - Two-piece cab, ROPS and FOPS
- NATO start receptacle
- Battery removal terminals (required for C-130 air transport)
- Data plates
- Rifle bracket
- Large diameter fuel fill (2.5 in/63.5 mm)
- Unique identification markings (UID)
- Green, tan or commercial paint
- Keyless engine start switch
- MIL-STD-209K lift and tie downs

Consult Caterpillar Defense for specific details on military modifications.

## Built to complete more operations with one machine.

930K ADL operators always have the capability to attach the right work tool for the task with a full line of Cat Performance Series Buckets, material handling work tools, as well as a wide range of work tools for special applications. All work tools are available in a Pin-On or Fusion Coupler interface.

Optimized with the new Z-bar linkage, the 930K ADL combines the digging efficiency of a traditional Z-bar with tool carrier capabilities for unrivaled performance and versatility. With parallel lift and high tilt forces throughout the entire working range, it allows operators to safely and confidently handle loads with precise control.

### Performance Series Buckets

- Light material
- Multi-purpose
- Sand and gravel
- High dump
- Wood chip

### Material Handling Work Tools

- Pallet forks
- Construction forks
- Material handling arm

### Special Application Work Tools

- Dozer blades
- Snow plows
- Brooms
- Rakes
- Log and lumber forks
- Pipe and pole forks
- Side dump buckets
- Grapple buckets
- Grading buckets



*930K ADL with hydraulic adjustable forks.*



*New Z-bar linkage for unrivaled performance and versatility.*

## Support and Serviceability

### Easy to maintain. Ready for work.

Proper and regular maintenance of your 930K ADL will help achieve the highest performance levels throughout the lifecycle of the machine. 930K ADLs are built with easy-to-access maintenance points and a full range of machine systems to ensure operators and technicians are able to diagnose and maintain the machines.

*2.5 inch diameter fuel fill.*

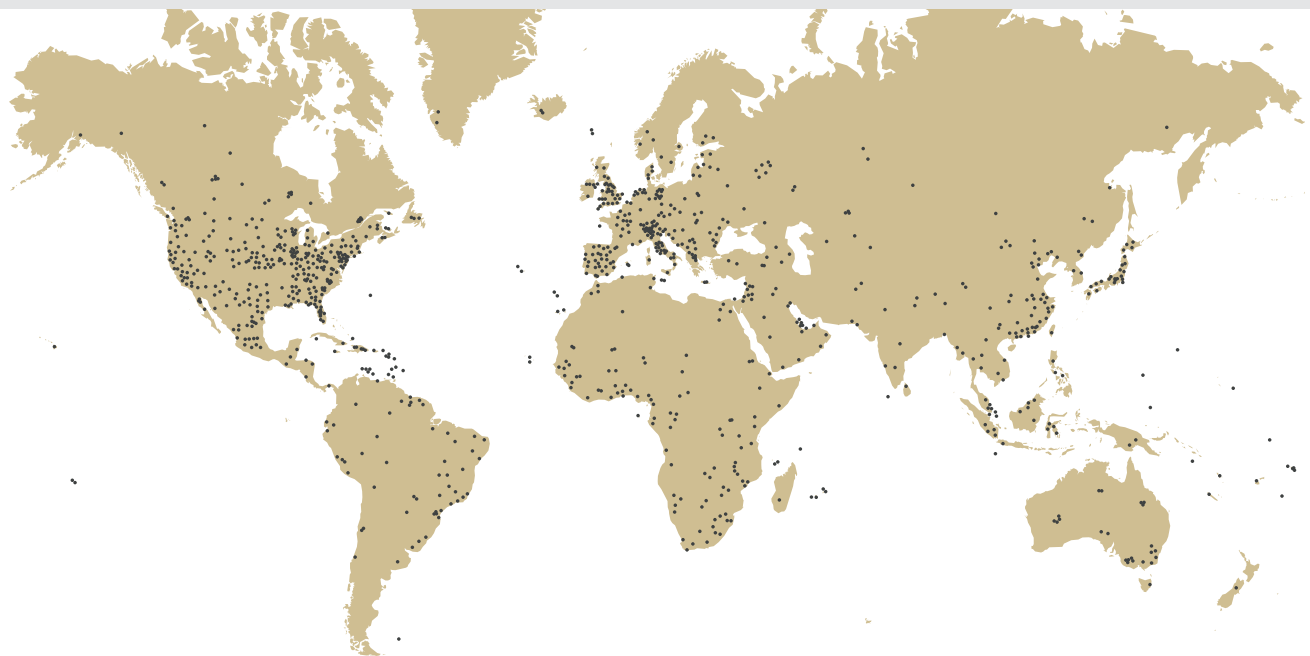


### Worldwide Service Capabilities

Cat dealer field service technicians have the experience and tools necessary to service your machine on-site. Field service trucks are fully loaded with state-of-the-art tools and diagnostic equipment, as well as specifications and schematics for every Cat machine. Technical experts at the dealership and the Caterpillar team are available to provide assistance to field service technicians. When on-site repair isn't enough, Cat dealerships are fully-equipped to service your 930K ADL quickly.

### Dealer Support

The Caterpillar global network of dealers is the best in the world at providing support to keep your 930K ADL up and running. With over 99% of customer orders shipped the same day, Cat dealers are partners in support.



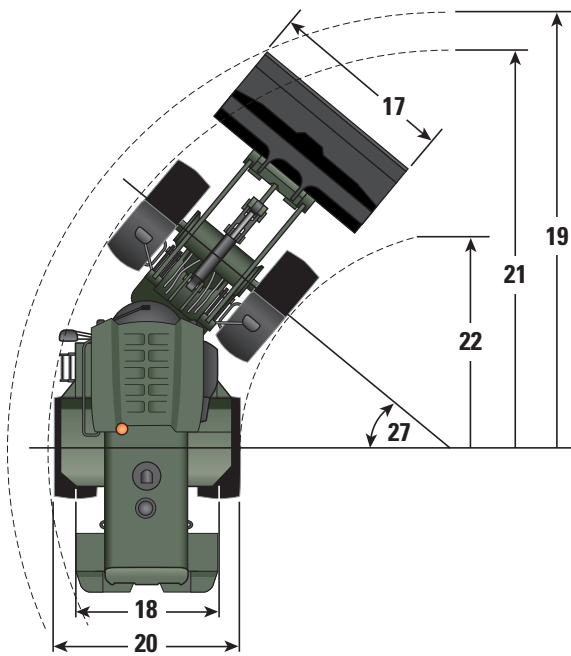
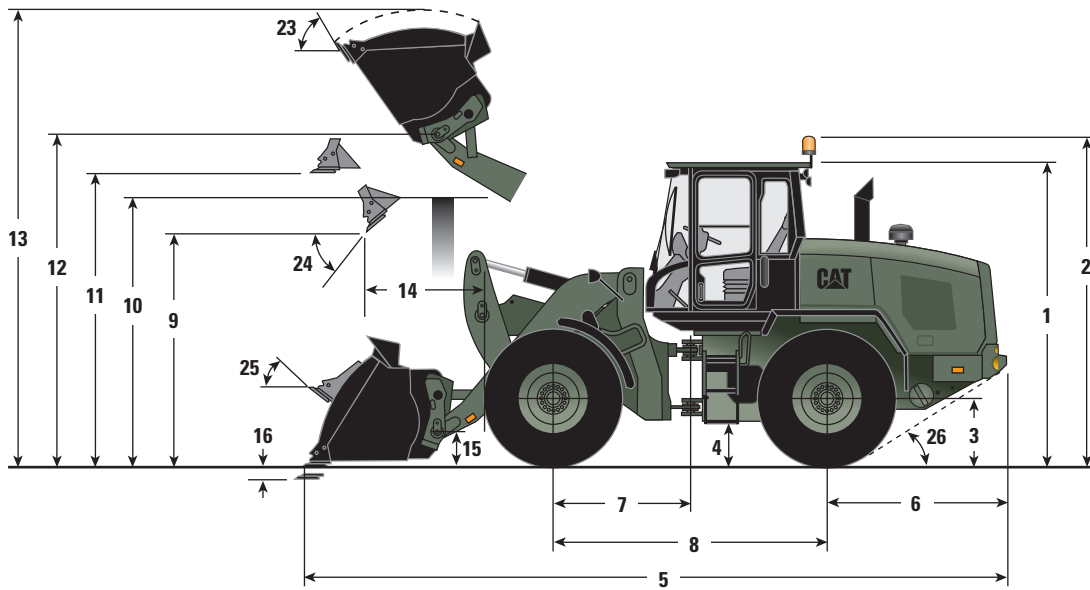
## Specifications - with Bucket†

930K ADL	Fusion	Pin-On
	Capacity - Rated (yd <sup>3</sup> /m <sup>3</sup> )	3.3 / 2.5
	Capacity - Rated at 110% Fill Factor (yd <sup>3</sup> /m <sup>3</sup> )	3.6 / 2.8
** 1	<b>Height:</b> Ground to Cab (in/mm)	124 / 3145
** 2	Ground to Beacon	138 / 3512
** 3	Ground to Axle Center	24 / 615
** 4	Ground Clearance	13 / 327
* 5	<b>Length:</b> Overall (in/mm)	304 / 7710
6	Rear Axle to Bumper	78 / 1993
7	Hitch to Front Axle	59 / 1500
8	Wheel Base	118 / 3000
* 9	<b>Clearance:</b> Bucket at 45° (in/mm)	105 / 2663
** 10	Loadover Height	128 / 3261
** 11	Level Bucket	138 / 3510
** 12	<b>Height:</b> Bucket Pin (in/mm)	151 / 3837
** 13	Overall	204 / 5194
* 14	<b>Reach:</b> Bucket at 45° (in/mm)	47 / 1184
15	<b>Carry Height:</b> Bucket Pin (in/mm)	15 / 390
** 16	Dig Depth (in/mm)	6.7 / 170
17	<b>Width:</b> Bucket (in/mm)	100 / 2550
18	Tread Center	76 / 1933
19	<b>Turning Radius:</b> Over Bucket (in/mm)	236 / 5983
20	<b>Width:</b> Over Tires (in/mm)	100 / 2543
21	<b>Turning Radius:</b> Outside of Tires (in/mm)	213 / 5403
22	Inside of Tires	112 / 2850
23	Rack Angle at Full Lift	54°
24	Dump Angle at Full Lift	48°
25	Rack Angle at Carry	45°
26	Departure Angle	33°
27	Articulation Angle	40°
*	Tipping Load - Straight ISO 14397-1 (lb/kg)	20,829 / 9448
*	Tipping Load - Full Turn ISO 14397-1 (lb/kg)	17,707 / 8032
*	Nominal Material Density 100% Fill Factor (lb/kg)	3,541 / 1606
*	Nominal Material Density 110% Fill Factor (lb/kg)	3,219 / 1460
	Breakout Force (lb/kg)	24,526 / 11 125
*	Operating Weight (lb/kg)	30,439 / 13 808
		29,729 / 13 485


\* Vary with bucket.

\*\* Vary with tire.

† Dimensions listed are for a 930K configured with listed bucket and BOCE, heavy counterweight, 80 kg (176 lb) operator, full fuel, 209k tie down option and Michelin 550/65R25 tires.



## Specifications - with Material Handling Arm†



### 930K ADL - Material Handling Arm\*

1 (in/mm)	59 / 1495	12	189 / 4797
2	68 / 1720	13	96 / 2444
3	87 / 2200	14	57 / 1455
4	105 / 2680	15	64 / 1638
5	216 / 5474	16	72 / 1827
6	228 / 5789	17	79 / 2016
7	245 / 6234	18	62 / 1578
8	263 / 6680	19	76 / 1918
9	122 / 3108	20	100 / 2545
10	137 / 3487	21	125 / 3172
11	163 / 4142	22	224 / 5693
Operating Weight (lb/kg)		29,248 / 13 267	
<b>Rated Load [50% of Full Turn Tip** - SAE J1197 (lb/kg)]</b>			
(9) Fixed Tab			5,395 / 2447
(10) Minimum Extension			4,916 / 2230
(11) Middle Extension			4,235 / 1921
(12) Maximum Extension			3,717 / 1686

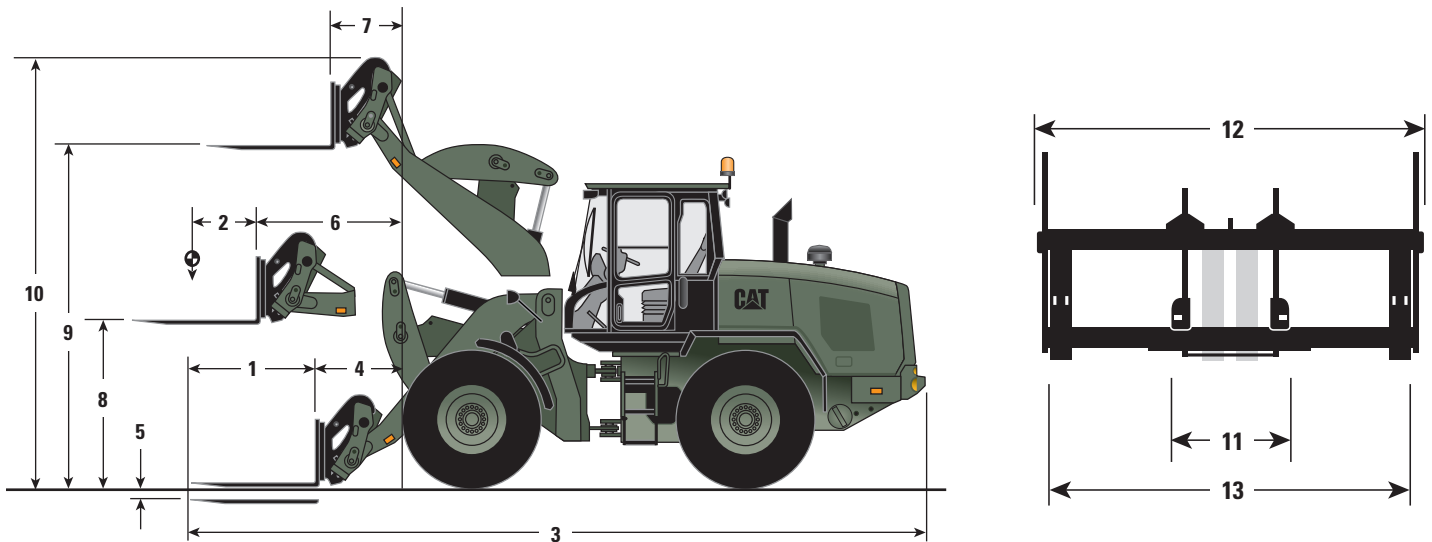
\* Full compliance to ISO 14397-1 (2007) Section 1 thru 6, which requires 2% verification between calculation and testing.

\*\* Full compliance to EN474-3 and SAE J1197.

† Dimensions listed are for a 930K configured with Material Handling Arm, heavy counterweight, 80 kg (176 lb) operator, full fuel, 209k tie down option and Michelin 550/65R25 tires.



## Specifications - with Forks†



Pallet Fork - Fusion	48" Tine	54" Tine	60" Tine
1 Fork Tine Length (in/mm)	48 / 1220	54 / 1370	60 / 1524
2 Load Center (in/mm)	24 / 610	27 / 685	30 / 762
3 <b>Length:</b> Overall (in/mm)	313 / 7941	319 / 8091	325 / 8245
4 <b>Reach:</b> Ground (in/mm)	40 / 1028	40 / 1028	40 / 1028
5 Dig Depth	6 / 117	6 / 117	6 / 117
6 <b>Reach:</b> Level Arm (in/mm)	63 / 1612	63 / 1612	63 / 1612
7 <b>Reach:</b> Full Lift (in/mm)	32 / 811	32 / 811	32 / 811
8 <b>Clearance:</b> Level Arm (in/mm)	68 / 1722	68 / 1722	68 / 1722
9 <b>Clearance:</b> Full Lift (in/mm)	143 / 3623	143 / 3623	143 / 3623
10 <b>Height:</b> Overall (in/mm)	181 / 4606	181 / 4606	181 / 4606
11 Minimum Fork Spacing (in/mm)	12 / 300	12 / 300	12 / 300
12 Carriage Width (in/mm)	62 / 1566	62 / 1566	62 / 1566
13 Maximum Fork Spacing (in/mm)	61 / 1550	61 / 1550	61 / 1550
* Tipping Load - Straight (ISO 14397-1) (lb/kg)	16,517 / 7492	16,052 / 7281	15,596 / 7075
* Tipping Load - Full Turn (ISO 14397-1) (lb/kg)	14,132 / 6410	13,727 / 6227	13,331 / 6047
Operating Weight (lb/kg)	29,364 / 13 320	29,411 / 13 341	29,459 / 13 363
<b>Rated Load (% of Full Turn Tip)</b>			
** 50% of Tip: SAE J1197 (lb/kg)	7,066 / 3205	6,864 / 3113	6,665 / 3023
** 60% of Tip: Rough Terrain EN474-3 (lb/kg)	8,479 / 3846	8,236 / 3736	7,998 / 3628
** 80% of Tip: Firm and Level EN474-3 (lb/kg)	11,305 / 5128	10,982 / 4981	10,664 / 4837

\* Full compliance to ISO 14397-1 (2007) Sections 1 thru 6, which requires 2% verification between calculation and testing.

\*\* Full compliance to EN474-3 and SAE J1197.

†Dimensions listed are for a 930K configured with listed forks, heavy counterweight, 80 kg (176 lb) operator, full fuel, 209k tie down option and Michelin 550/65R25 tires.

## Operating Specifications

### Engine

MODEL	Cat® C7.1 ACERT™
<b>Maximum Gross Power</b>	
Maximum Engine Speed (rpm)	1,800
ISO 14396:2002 (hp/kW)	160 / 119
ISO 14396:2002 (DIN) (hp/kW)	162 / 121
<b>Rated Net Power @ 1,800 rpm</b>	
SAE J1349:2011 at Minimum Fan Speed (hp/kW)	155 / 116
ISO 9249:2007 at Minimum Fan Speed (hp/kW)	154 / 115
ISO 9249 (DIN) (hp/kW)	156 / 117
<b>Maximum Gross Torque</b>	
ISO 14936:2002 (ft-lb/Nm)	572 / 775
<b>Maximum Net Torque @ 1,400 rpm</b>	
SAE J1349:2011 at Minimum Fan Speed (ft-lb/Nm)	559 / 757
ISO 9249:2007 at Minimum Fan Speed (ft-lb/Nm)	555 / 752
Displacement (in <sup>3</sup> /L)	428 / 7.01
Bore (in/mm)	4.13 / 105
Stroke (in/mm)	5.3 / 135

### Transmission

Forward* - 1st (mph/km/h)	0.6-8 / 1-13
- 2nd (mph/km/h)	8 / 13
- 3rd (mph/km/h)	17 / 27
- 4th (mph/km/h)	25 / 40
Reverse* - 1st (mph/km/h)	0.6-8 / 1-13
- 2 (mph/kph)	8 / 13
- 3 (mph/kph)	17 / 27
- 4 (mph/kph)	25 / 40

\*Creeper control allows maximum speed range adjustability from 1 km/h (0.6 mph) to 13 km/h (8 mph) in Range 1 through the secondary display when equipped. Factory default is 7 km/h (4.4 mph).

### Service Refill Capacities

Fuel Tank (gal/L)	51.5 / 195
Cooling System (gal/L)	8.5 / 32
Crankcase (gal/L)	5.2 / 19.5
Transmission (gal/L)	2.2 / 8.5
<b>Differentials and Final Drives</b>	
Front (gal/L)	6.9 / 26
Rear (gal/L)	6.6 / 25
Hydraulic System - Including Tank (gal/L)	43.6 / 165
Hydraulic Tank (gal/L)	23.8 / 90

### Cab

- ROPS: SAE J1040 MAY94, ISO 3471:1994
- FOPS: SAE J/ISO 3449 APR98 Level II, ISO 3449:1992 Level II
- Cat cab and Rollover Protective Structure (ROPS) are standard.
- The typical dynamic operator sound pressure level is 78 dB(A) when ISO 6396:2008 is used to measure the value for an enclosed cab.
- The measurements were conducted with the cab doors and windows closed and at 70% of the maximum engine cooling fan speed. The sound level may vary at different engine cooling fan speeds. The cab was properly installed and maintained.

## Standard Equipment

- Cat C7.1 ACERT™ engine
- 115 Amp, heavy duty alternator
- Hydrostatic transmission with electronic speed range control
- Tires - Michelin® 550/65-R25 XLD L3
- 2 valve, joystick hydraulics controls
- Ether starting aid
- Sliding glass cab windows
- Heater and defroster
- Vinyl suspension seat
- 6 adjustable floodlights
- EMI and Tier 3 compliant
- Modified commercial manuals
- Air conditioning
- Type C winterization
- 120V block heater
- Front differential lock

## Optional Features

- Corrosion protection
- Arctic winterization
- 3 or 4 valve hydraulics
- Tires:
  - Michelin 20.5R25 XHA2 L3\*
  - Michelin 20.5R25 XTLA L2\*
  - Bridgestone® 20.5R25 VJT L3\*

*\*Options result in C5/C17 transport only.*

*Standard equipment may vary.*

*Consult Caterpillar Defense for details.*

*All dimensions are approximate and may vary with configuration.  
Specific military service configurations are available upon request.*

© 2021 Caterpillar. All Rights Reserved. Printed in the USA.

Materials and specifications are subject to change without notice. Featured machines may include additional equipment. See your account manager for available options.

CAT, CATERPILLAR, LET'S DO THE WORK, their respective logos, "Caterpillar Corporate Yellow", the "Power Edge" and Cat "Modern Hex" trade dress as well as corporate and product identity used herein, are trademarks of Caterpillar and may not be used without permission.