



## C13 / C15 / C18 SOUND ATTENUATED ENCLOSURES

US Sourced  
Diesel Generator Set  
350 – 750 kW 60 Hz

Image shown may not reflect actual configuration

### Features

#### Robust / Highly Corrosion Resistant Construction

- Factory installed on skid base
- Environmentally friendly, polyester powder baked paint
- 14 gauge steel
- Interior zinc plated fasteners
- Exterior stainless steel fasteners
- Internally mounted exhaust silencing system
- Designed and tested to comply with UL 2200 Listed generator set package
- Compression door latches providing solid door seal

#### Excellent Access

- Large cable entry area for installation ease
- Accommodates side mounted single or multiple breakers
- Three doors on both sides
- Vertically hinged allow 180° opening rotation and retention with door stays
- Lube oil and coolant drains piped to the exterior of the enclosure base
- Radiator fill cover

#### Security and Safety

- Lockable access doors which give full access to control panel and breaker
- Cooling fan and battery charging alternator fully guarded
- Fuel fill, oil fill and battery can only be reached via lockable access
- Externally mounted emergency stop button
- Designed for spreader bar lifting to ensure safety
- Stub-up area is rodent proof

#### Transportability

These enclosures are of extremely rugged construction to withstand outdoor exposure and rough handling common on many construction sites.

#### Options

- Enclosure constructed with 14 gauge steel
- Enclosure constructed with 12 gauge aluminum (5052 grade)
- Caterpillar yellow or white paint
- Control panel viewing window
- UL Listed integral fuel tank with 670, 400, and 300 gallon capacities
- UL Listed sub base fuel tank with 660, 1000, 1900, and 2200 gallon capacities.
- Seismic certification per applicable building codes: IBC 2000, IBC 2003, IBC 2006, IBC 2009, IBC 2012, CBC 2007, CBC 2010
- IBC Certification for 150 mph wind loading
- AC/DC lighting package
- 5 kW Canopy space heater to facilitate compliance with NFPA 110
- Motorized louvers and gravity discharge damper
- 125A Load Center
- GFCI outlets

\*Not available with aluminum enclosures.

### Level 1 Sound Attenuated Enclosure (Steel) Sound Levels

Model	Standby ekW	Cooling Air Flow Rate		Ambient Capability*		Sound Pressure Levels (dBA) at 7m (23 ft)
		m <sup>3</sup> /s	cf	°C	°F	100% Load
C13	350	8.5	18010	57	135	74
	400	8.5	18010	56	133	75
C15	350	10.4	22072	59	138	73
	400	10.4	22072	51	124	73
	450	10.4	22072	46	115	74
	500	12.5	26415	48	118	75
C18	550	8.1	17234	45	113	75
	600	8.1	17234	43	109	75
	650	12.7	26909	51	123	75
	700	12.7	26909	48	118	75
	750	12.7	26909	48	118	75

### Sound Attenuated Enclosure (Aluminum) Sound Levels

Model	Standby ekW	Cooling Air Flow Rate		Ambient Capability*		Sound Pressure Levels (dBA) at 7m (23 ft)
		m <sup>3</sup> /s	cfm	°C	°F	100% Load
C13	350	8.5	-	57	135	75
	400	8.5	-	56	133	75
C15	350	10.4	22072	59	138	72
	400	10.4	22072	51	124	73
	450	10.4	22072	46	115	74
	500	12.5	26415	48	118	75
C18	550	8.1	17234	45	113	76
	600	8.1	17234	43	109	76

### Level 2 Sound Attenuated Enclosure (Steel) Sound Levels

Model	Standby ekW	Cooling Air Flow Rate		Ambient Capability*		Sound Pressure Levels (dBA) at 7m (23 ft)
		m <sup>3</sup> /s	cfm	°C	°F	100% Load
C13	350	7.2	15256	50	122	70
	400	7.2	15256	50	122	70
C15	350	10.4	22071	50	122	72
	400	10.4	22071	50	122	72
	450	10.4	22071	50	122	72
	500	12.5	26415	50	122	72

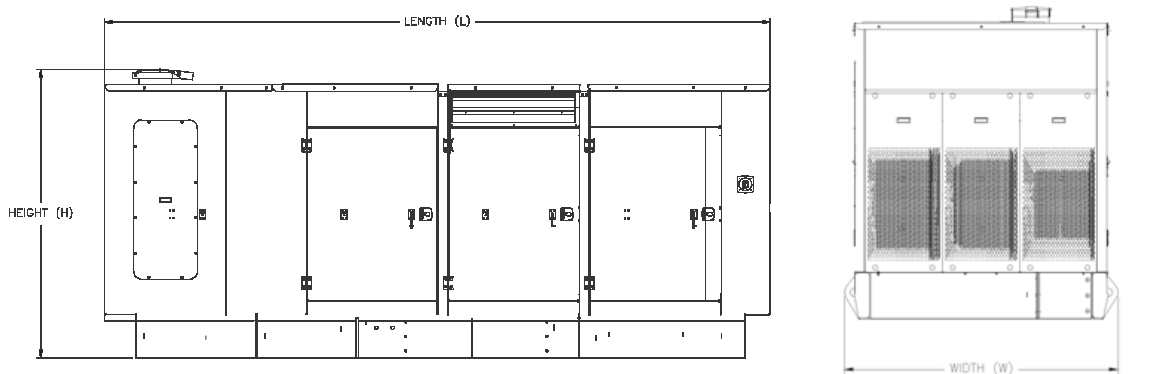
\*Cooling system performance at sea level. Consult your Cat® dealer for site specific ambient and altitude capabilities.

**Note:** Sound level measurements are subject to instrumentation, installation and manufacturing variability, as well as ambient site conditions.

### Component Weights to Calculate Package Weight

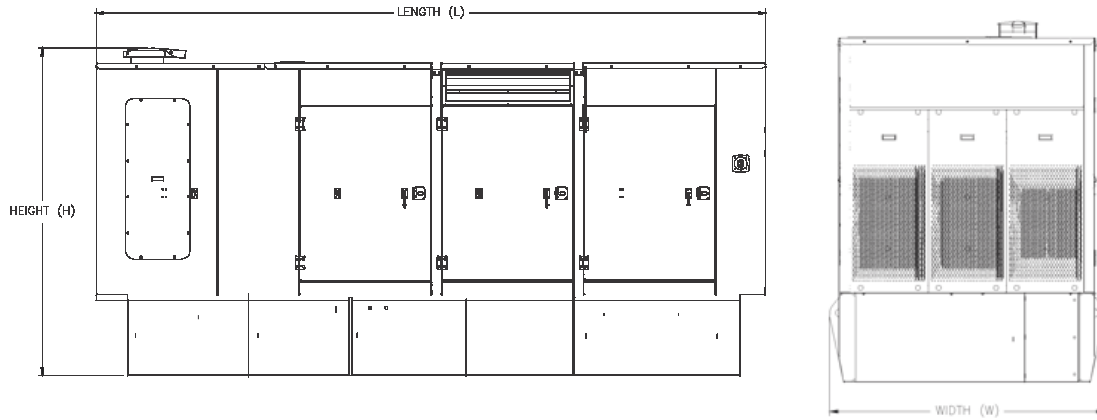
Model	Standby ekW	Narrow Skid Base		Wide Skid Base		Sound Attenuated Enclosure (Steel)		Sound Attenuated Enclosure (Aluminum)	
		kg	lb	kg	lb	kg	lb	kg	lb
C13	350	253	578	579	1276	1245	2745	765	1687
	400								
C15	350	273	602	465	1025	1245	2745	765	1687
	400								
	450								
	500								
C18	550	301	664	466	1027	1301	2868	817	1801
	600								
	650	286	630	637	1404	1393	3071	NA	NA
	700								
	750								

### Sound Attenuated Enclosure on Skid Base



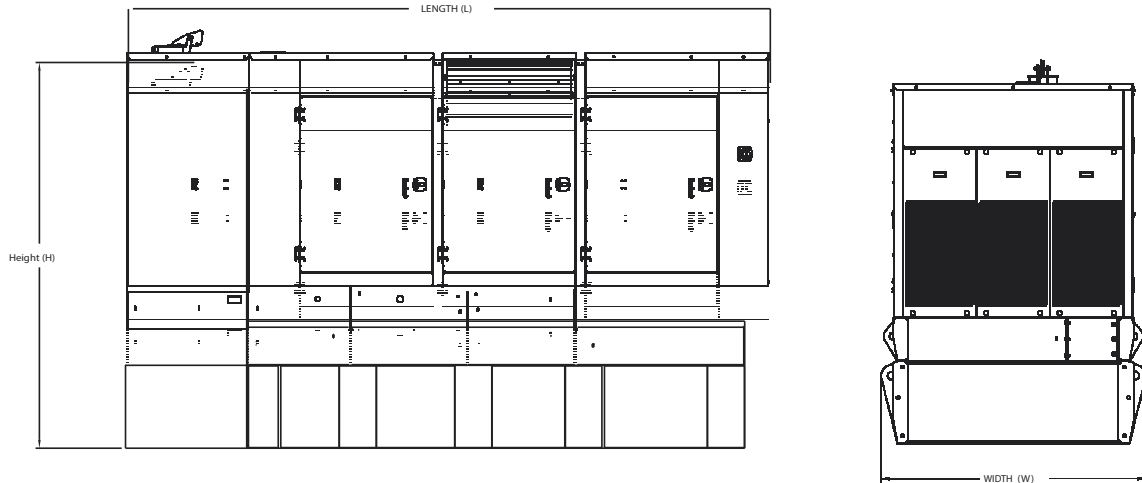
Model	Standby ekW	Length "L"		Width "W"		Height "H"	
		mm	in	mm	in	mm	in
C13	350	4948	194.8	2014	79.3	2320	91.3
	400						
C15	350	4948	194.8	2014	79.3	2320	91.3
	400						
	450						
	500						
C18	550	5183	204.0	2014	79.3	2262	89.0
	600						
	650	5230	205.9	2315	91.1	2253	88.7
	700						
	750						

### Sound Attenuated Enclosure on a UL Listed Integral Fuel Tank Base



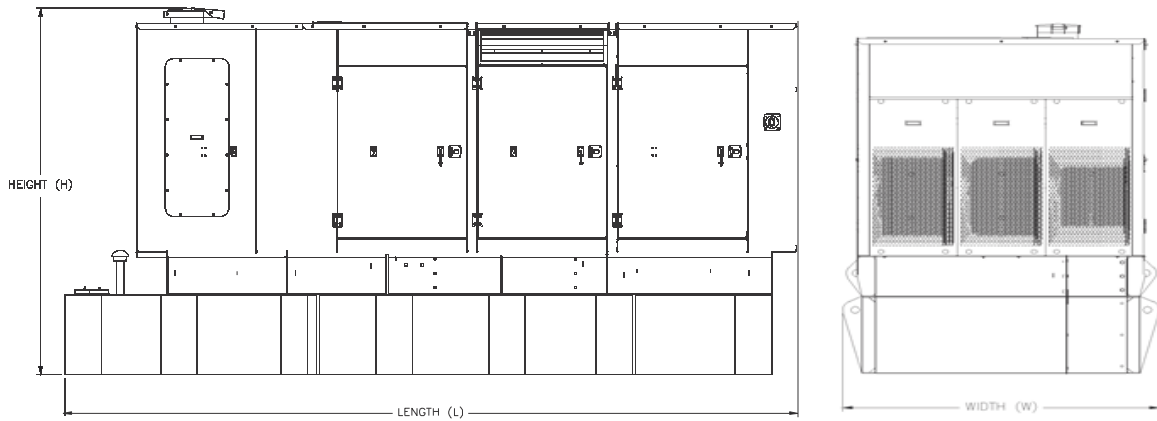
Model	Standby ekW	Length "L"		Width "W"		Height "H"	
		mm	in	mm	in	mm	in
C13	350	5461	215.0	2014	79.3	2743	108.0
	400						
C15	350	4948	194.8	2014	79.3	2619	103.0
	400						
	450						
	500						
C18	550	5187	204.2	2014	79.3	2561	101.0
	600						
	650	6977	274.7	2315	91.1	2675	105.3
	700						
	750						

### Sound Attenuated Enclosure on a UL Listed 643 Gallon Sub-Base Fuel Tank Base



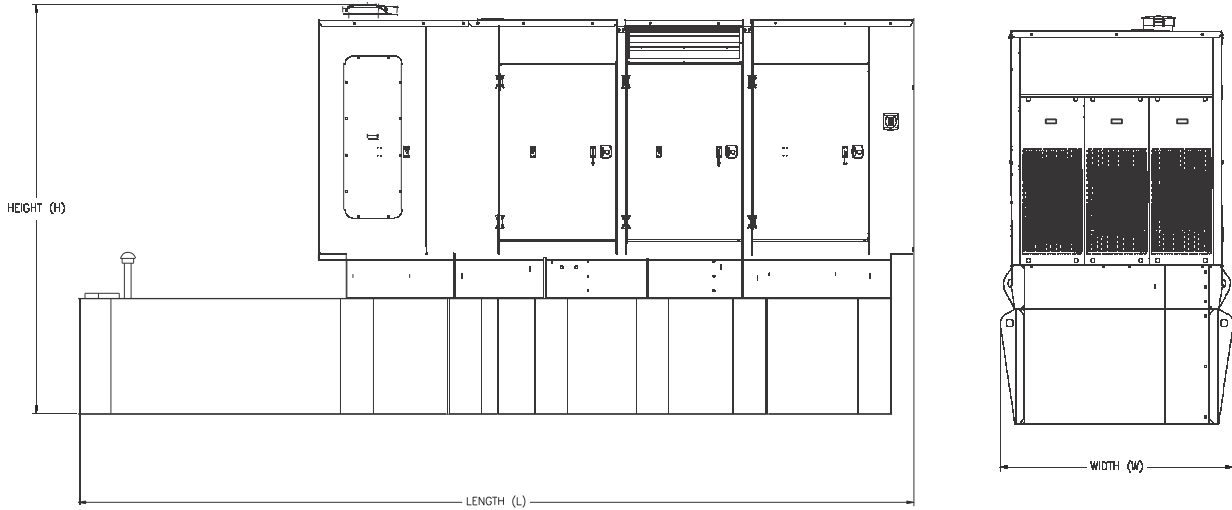
Model	Standby ekW	Length "L"		Width "W"		Height "H"	
		mm	in	mm	in	mm	in
C13	350	4948	194.8	2056	80.9	2955	116.3
	400						
C15	350	4948	194.8	2056	80.9	2955	116.3
	400						
	450						
C18	550	5184	204.1	2056	80.9	2897	114.1
	600						

**Sound Attenuated Enclosure on a UL Listed 1024 Gallon Sub-Base Fuel Tank Base**



Model	Standby ekW	Length "L"		Width "W"		Height "H"	
		mm	in	mm	in	mm	in
C13	350	5751	226.4	2056	80.9	2955	116.3
	400						
C15	350	5751	226.4	2056	80.9	2955	116.3
	400						
	500						
C18	550	5747	226.3	2056	80.9	2897	114.1
	600						

**Sound Attenuated Enclosure on a UL Listed 1996 Gallon Sub-Base Fuel Tank Base**



Model	Standby ekW	Length "L"		Width "W"		Height "H"	
		mm	in	mm	in	mm	in
C13	350	6382	251.2	2056	80.9	3209	126.3
	400						
C15	350	6382	251.2	2056	80.9	3209	126.3
	400						
	450						
	500						
C18	550	7271	286.2	2056	80.9	3151	124.1
	600						

[www.cat.com/electricpower](http://www.cat.com/electricpower)  
 ©2018 Caterpillar  
 All rights reserved.

Materials and specifications are subject to change without notice. CAT, CATERPILLAR, their respective logos ACERT, "Caterpillar Yellow", the "Power Edge" trade dress as well as corporate and product identity used herein, are trademarks of Caterpillar and may not be used without permission.