

## CAT® PRECISION CUTTING EDGES

# PROTECT YOUR BLADE INVESTMENT AND LOWER YOUR GET COSTS

- Around 20% more wear material for D3.\*
- Around 11% more wear material for D4 and D5.\*

Cat® Precision Cutting Edges are the only cutting edges with wear indicators rolled right into the edge material. These wear indicators ensure you know when to flip your cutting edges to avoid costly blade repairs.

\*Compares current Cat cutting edges to legacy Cat cutting edges






CUTTING EDGES							
MODEL NUMBER		BLADE S/N	TRADITIONAL 16 MM	PRECISION 18 MM	PRECISION 21 MM	QTY	HOLES
<b>D1</b> (Legacy D3B, D3C, D3G, D3K, D3K2)	XL 96" Blade	6EH, 15W, 86U, 8SU, 1GP, 2JP, 9RH, 5LH	4T-6230	467-8024	472-4114	2	6
	XW 100" Blade	8HP, 8KP	6Y-5841	467-8025	472-4115	2	6
	XL 104" Blade	N/A	140-6836	467-7955	472-4116	2	6
	Intermediate 115" Blade	N/A	157-7338	467-7957	472-4120	2	7
	LGP 124" Blade	N/A	4T-6232	467-7956	472-4122	2	8
<b>D2</b> (Legacy D4K, D4K2)	XL 96" Blade	2YH	4T-6230	467-8024	472-4114	2	6
		9SH	104-9634	467-8026	472-4117	2	6
	XW 100" Blade	6CH	6Y-5841	467-8025	472-4115	2	6
	XL 110" Blade	N/A	255-1429	462-8030	472-4118	2	6
	Intermediate 115" Blade	N/A	157-7338	467-7957	472-4120	2	7
	LGP 124" Blade	4GH, 9YH, 8ZH	4T-6232	467-7956	472-4122	2	8
<b>D3**</b> (Legacy D5G, D5K, D5K2)	LGP 128" Blade	6PH, 9XH, 8NP	6Y-5842	467-8029	472-4121	2	8
	Intermediate 115" Blade	N/A	157-7338	467-7957	472-4120	2	7
	LGP 127" Blade	N/A	255-1474	462-8034	472-4119	2	8

\*\* Not available for D5 XL

**CUTTING EDGES**

MODEL NUMBER	BLADE TYPE	BLADE S/NS	PART TYPE	TRADITIONAL PART NUMBER	PRECISION PART NUMBER	QTY	
<b>D3</b> (Legacy D5K, D5K2)	Forestry & XL	N/A	Cutting Edge (CTR)	331-0162	597-6257	2	
			End Bit (LH)	8E-7078	597-6258	1	
			End Bit (RH)	8E-7079	597-6259	1	
<b>D4</b> (Legacy D6K, D6K2)	XL Straight	SFR, BG9	Cutting Edge (CTR)	342-8851	597-6205	2	
			End Bit (LH)	8E-9378	597-6206	1	
			End Bit (RH)	8E-9379	597-6207	1	
	XL Foldable	FD5, DWN, FGY	Cutting Edge (CTR)	342-8851	597-6205	1	
			Cutting Edge (LH)	371-0758	597-6208	1	
			End Bit (LH)	300-0168	597-6209	1	
	LGP Straight	JRZ, BB9, S1T	End Bit (RH)	8E-9379	597-6207	1	
			Cutting Edge (CTR)	8E-7245	597-6203	2	
			End Bit (LH)	8E-9378	597-6206	1	
	LGP Foldable	SAZ, GJJ, FD6	End Bit (RH)	8E-9379	597-6207	1	
			Cutting Edge (LH)	371-0786	597-6204	1	
			Cutting Edge (CTR)	8E-7245	597-6203	1	
			End Bit (LH)	297-1699	597-6210	1	
	<b>D5</b> (Legacy D6N, D5R2)	Straight	3WP, 3XP, 5A5, AA9, B6X, G6M, G6N	Cutting Edge (CTR)	3G-4282	597-6211	2
				End Bit (LH)	8E-9378	597-6206	1
End Bit (RH)				8E-9379	597-6207	1	
LGP Straight		4MP, 5A7, AA3, FLM, B6L, G6G	Cutting Edge (CTR)	4T-2315	597-6212	2	
			End Bit (LH)	8E-9378	597-6206	1	
			End Bit (RH)	8E-9379	597-6207	1	
XL Angling Foldable		3WP, 3XP, 5A5, AA9, B6X, G6M, G6N	Cutting Edge (CTR)	3G-4282	597-6211	1	
			End Bit (RH)	8E-9379	597-6207	1	
			Cutting Edge (CTR)	257-0264	597-6213	1	
LGP Angling Foldable		ECD, FLM, YAC, ECE	Cutting Edge (LH)	257-0265	597-6214	1	
			Cutting Edge (RH/LH)	278-2168	597-6215	2	
			Cutting Edge (LH Intmd)	278-2169	597-6216	1	
			Cutting Edge (CTR)	278-2170	597-6217	1	
			End Bit (LH)	8E-9378	597-6206	1	
SU		2SP, 6GP, CZ7, ECA, SGD, SS5, TR5	End Bit (RH)	8E-9379	597-6207	1	
			Cutting Edge (CTR)	4T-6659	597-6218	1	
			Cutting Edge (RH/LH)	9U-8057	597-6219	2	
				End Bit (LH)	8E-9378	597-6206	1
			End Bit (RH)	8E-9379	597-6207	1	

**END BITS**

D1, D2, D3		TRADITIONAL 16 MM	PRECISION 18 MM	PRECISION 21 MM	QTY	HOLES
<b>Level Cut</b>		6Y-5839	462-8032	472-4112	1	3
		6Y-5840	462-8033	472-4113	1	3
<b>Reversible</b>		4T-6229	491-3754	491-3755	2	3
<b>Extended Cut Reversible</b>		195-7193			2	3

**HARDWARE**

<b>Don't see what you need? Ask your dealer about our M.A.O. program.</b>	Bolts	5/8-11 x 2-1/4"	3F-5108	Ensure base edge is flat and not excessively worn. Clean and remove any paint on mating surfaces. Torque bolts to 270 +/- 40 Nm.
	Nuts	5/8-11	4K-0367	
	Washers	5/8"	5P-8247	