

352F XE

Hydraulic Excavator
2017



This machine includes the OSJ equipment.

Engine

Engine Model	Cat® C13 ACERT™
Power – ISO 14396	317 kW

Drive

Maximum Travel Speed	4.7 km/h
Maximum Drawbar Pull	335 kN

Weights

Minimum Weight	51 120 kg
Maximum Weight	53 790 kg



オフロード法2014年
基準適合

The 352F XE is the latest machine from Caterpillar that will significantly lower your owning and operating costs.

Built with our proven XE technology, this excavator will cut your fuel consumption by up to 10% compared to our standard 352F – a market leader in and of itself for high efficiency.

Unlike models from other manufacturers, the 352F XE is loaded with productivity boosting technology that will help improve your bottom line even more. Technologies like the new Cat Production Measurement Payload system, Cat Grade Control, and Product Link™ come standard on this machine – all to help you easily do work more quickly and efficiently.

So if you are looking for the absolute maximum level of productivity and efficiency from a 52-ton machine, look no further than the 352F XE.



Contents

Equipping Every Customer for Success	4
Cat XE Technology	6
Safe Work Environment	7
Reliable and Productive	8
Fuel Efficient	10
Easy to Operate	12
Durable Structures	14
Durable Linkages	15
Versatile	16
Cat Connect Technologies	18
Serviceable	20
Complete Customer Care	21
Sustainable	21
Specifications	22
Standard Equipment	28
Optional Equipment	29
Notes	30



Equipping Every Customer for Success

Building products just for you and your type of work





Understanding your needs and requirements leads us to developing innovative products – products that help you win in a competitive environment. The 352F XE is the latest example of such an innovative product. This excavator is built for those of you looking for the highest level of productivity because you get paid by the job (or unit of work). When you see XE on a Cat machine, you can count on it being the most technologically advanced, fuel-efficient machine capable of working in all applications and material types.

Caterpillar also offers a traditional 352F model. This machine is built for those of you who also get paid by the job (or unit of work) and are looking for a high level of productivity. Even though it isn't equipped with all the technology of the 352F XE, it still provides excellent fuel efficiency and productivity as compared to competitive offerings.

So when you think of XE, think of the following attributes:

- Reliable, durable, and rebuildable
- Low cost per unit of work
- Breakthrough and innovative
- Maximum efficiency

When you think of our traditional model, think of these attributes:

- Reliable, durable, and rebuildable
- Low cost per unit of work
- Proven
- Highly efficient

No matter which Cat model you choose, you can depend on it being a quality-made machine backed by the world's finest product support.

Cat XE Technology

The more it works, the more you save.



Up to
10%
less fuel consumption than 352F –
the fuel economy and performance
leader in its size class



Our Smart Valve Is Smart For You

The key ingredient is the ACS valve, which you can find only on the Cat brand.

Think of the ACS valve as the “brain” of the system – one that independently controls machine functions and directs hydraulic energy where you need it precisely when you need it. Because the ACS valve is fully integrated with the pump you will experience the same extraordinary control, hydraulic power, and lift capacity that you get from our traditional high-production machines with the added benefit of dramatically reduced fuel consumption. That’s why we are now offering the valve on our larger machines like the 374F and 390F.

Smart valve. Smart machine. Simply a smart investment for your business.

The 352F XE uses three building block technologies to deliver outstanding fuel savings and performance for you:

- The Cat Adaptive Control System (ACS) valve optimizes performance by intelligently managing restrictions and flows to control machine motion.

Safe Work Environment

Features to help protect you day in and day out



A Safe, Quiet Cab

The robust cab provides you with a safe working environment. It also contributes to your comfort because it's attached to a reinforced frame with special viscous mounts that limit vibration and unnecessary sound. Add in special roof lining and sealing and you have a cab that's as quiet inside as any of today's highway trucks.

Optional Falling Object Guards (FOGS) further protect you from debris coming to the cab.

Secure Contact Points

Multiple large steps get you into the cab as well as a leg up to the compartments. Extended hand and guard rails allow you to safely climb to the upper deck. Anti-skid plates reduce your slipping hazards in all types of weather conditions, and they can be removed for cleaning.

Great Views

The new rearview and side-view cameras greatly enhance visibility behind and on the side of the machine to help the operator work more productively. A panoramic rearview is automatically displayed on the new multi-function monitor during reverse travel. As an option, a second display can be added, providing a dedicated full-time rearview of the job site.

Smart Lighting

Halogen lights provide plenty of illumination, and the cab and boom lights can be programmed to stay on for up to 90 seconds after the engine has been turned off to help you safely exit the machine.





Reliable and Productive

Power to move your material with speed and precision



Hydraulic Horsepower, a Cat Advantage

When it comes to moving heavy material quickly and efficiently, you need hydraulic horsepower – the type of ground-breaking power the 352F XE can deliver. Major hydraulic components like pumps and valves are located close together so shorter tubes and lines can be used. This design leads to less friction loss, reduced pressure drops, and more power to the ground for the work you need to get done.

The heavy lift mode increases machine system pressure to improve lift – a nice benefit in certain situations. Heavy lift mode also reduces engine speed and pump flow in order to improve controllability.

Control Like No Other

Controllability is one of the main attributes of Cat excavators, and one of the key contributors to this is the main control valve. The valve opens slowly when your range of joystick lever movement is small and opens rapidly when movement is high. It puts flow where you need it when you need it, which leads to smoother operation, greater efficiency, and lower fuel consumption.

Auxiliary Hydraulics for Added Versatility

Auxiliary hydraulics give you greater tool versatility so you can take on more work with just one machine, and there are several options from which you can choose. A quick coupler circuit, for example, allows you to switch from one tool to another in a matter of minutes.

Fuel Efficient

Engineered to lower your operating costs



The Cat C13 ACERT engine meets Japan 2014 (Tier 4 Final) emission standards and it does so without interrupting your job process. Simply turn the engine on and go to work. It will look for opportunities in your work cycle to regenerate itself, and it will give you plenty of power for the task at hand – all to help keep your owning and operating costs to an absolute minimum.



A Smart Design for Any Temperature

The 352F XE features a side-by-side cooling system that allows you to put the machine to work in extremely hot and cold conditions. The system is completely separated from the engine compartment to reduce noise and heat. Plus it features easy-to-clean cores and a new variable-speed fan that reverses to blow out unwanted debris that may accumulate during your work day.

Proven Technology

The right technologies fine-tuned for the right applications result in:

- **Improved Fuel Efficiency** over Japan 2011 (Tier 4 Interim) models.
- **Enhanced Reliability** through commonality and simplicity of design.
- **Maximized Uptime and Reduced Cost** with world-class support from the Cat dealer network.
- **Minimized Impact on Emission Systems** – designed to be transparent to the operator without requiring interaction.
- **Durable Design** with long life to overhaul.
- **Delivering Better Fuel Economy** with minimized maintenance costs while providing the same great power and response.

Easy to Operate

Comfort and convenience to keep you productive all shift long



Safe and Quiet Cab

Operators will enjoy the quietness and comfort of the all new ROPS certified cab thanks to special viscous mounts and special roof lining and sealing that limit vibration and unnecessary sound.

Excellent Ergonomics

Wide seats with air suspension and heat/cooling options, include a reclining back, upper and lower slide adjustments, and height and tilt angle adjustments to meet your needs for maximum comfort.

The fully automatic climate control system keeps operators comfortable and productive all day long in either hot or cold weather.

Storage spaces are located in the front, rear, and side consoles of the cab. A drink holder accommodates a large mug, and a shelf behind the seat stores large lunch or toolboxes.

Power supply sockets are available for charging your electronic devices like an MP3 player, a cell phone, or even a tablet.

Controls Just for You

The right and left joystick consoles can be adjusted to improve your comfort and productivity during the course of a day. The right joystick features a button that will reduce engine speed when you are not working to help save fuel. Touch it once and speed reduces; touch it again and speed increases for normal operation.



Easy to Navigate Monitor

The new LCD monitor is easy to see and navigate. Not only can it memorize up to 10 different work tools, it's also programmable in up to 42 languages to meet today's diverse workforce. The monitor clearly displays critical information you need to operate efficiently and effectively. Plus it projects the image from the rearview camera to help you see what's going on around you so you can stay safely focused on the job at hand.



Durable Structures

Made to work in your tough, heavy-duty applications

Robust Frames

You can expect excellent quality, reliability, and durability with the 352F XE. The machine's lower and upper frames are built to handle a hard day's work over and over again.

Stable Undercarriage

The long variable gauge undercarriage contributes significantly to its outstanding stability and durability.

Track shoes, links, rollers, idlers, and final drives are all built with high-tensile strength steel for long-term durability.

Cat Grease Lubricated Track 4 (GLT4) track link protects moving parts by keeping water, debris, and dust out and grease sealed in, which delivers longer wear life and reduced noise when traveling.

Guide guards help maintain track alignment to improve the machine's overall performance – whether you're traveling on a flat, heavy bed of rock or a steep, wet field of mud.

Great Weight

The counterweight is built with thick steel plates and reinforced fabrications to make it less susceptible to damage, designed with curved surfaces that match the machine's sleek, smooth appearance along with integrated housings to help protect the rearview camera.



Durable Linkages

Options to take on your far-reaching
or up-close tasks

Booms and Sticks for Any Job

The 352F XE is offered with a range of booms and sticks. Each is built with internal baffle plates and is stress relieved for added durability, and each undergoes ultrasound inspection to ensure quality and reliability. Large box-section structures with thick, multi-plate fabrications, castings, and forgings are used in high-stress areas such as the boom nose, boom foot, boom cylinder, and stick foot to improve durability. Also, the boom nose pin retention method is a captured flag design for enhanced durability.

The Reach boom and sticks offer you excellent all-around versatility for general excavations work like multipurpose digging and loading.

Pins

All front linkage pins have thick chrome plating, giving them high wear resistance. Each pin diameter is made to distribute the shear and bending loads associated with the stick and to help ensure long pin, boom and stick life.

Talk to your Cat dealer to pick the best front linkage options for your applications.

Versatile

Do more jobs with one machine





Get the Most from One Machine

The Cat combination of machine and tool provides a total solution for just about any application. Work tools can be mounted either directly to the machine or to a quick coupler, making it fast and easy to release one work tool and pick up another.

Change Jobs Quickly

Cat quick couplers bring the ability to quickly change attachments and switch from job to job. The Cat coupler is the secure way to decrease downtime and increase job site flexibility and overall productivity. Available tool control remembers pressures and flows for up to 10 tools. Simply toggle through the monitor, select the tool, and go to work for maximum efficiency.

Dig, Rip and Load

A wide range of buckets dig everything from basic top soil to extreme, harsh material like ore and high quartzite granite. Rip through rock as an alternative to blasting in quarries. High-capacity buckets load trucks in a minimum number of passes for maximum productivity.

Break, Demolish and Scrap





A hydraulic hammer ably equips your machine for breaking rock in quarries. It will also make taking down bridge pillars and heavily reinforced concrete on road demolition jobs no problem.

Multi-processor and pulverizer attachments make your machine ideal for demolition jobs and processing the resulting debris.

Shears with 360° rotation mount to the machine for processing scrap steel and metal.

Set Up Your Machine for Profitability

Your Cat dealer can install hydraulic kits to properly operate all Cat Work Tool attachments, maximizing the machine's uptime and your profit. All Cat Work Tool attachments are supported by the same Cat dealer network as your Cat machine.



1) Universal Quick Coupler 2) General Duty (GD)
3) Heavy Duty (HD) 4) Severe Duty (SD) 5) Extreme Duty (XD)

Cat Connect Technologies

Monitor, manage, and enhance job site operations



Cat Connect makes smart use of technology and services to improve your job site efficiency. Using the data from technology-equipped machines, you'll get more information and insight into your equipment and operations than ever before.

Cat Connect technologies offer improvements in these key areas:



EQUIPMENT
MANAGEMENT

Equipment Management – increase uptime and reduce operating costs.



PRODUCTIVITY

Productivity – monitor production and manage job site efficiency.



SAFETY

Safety – enhance job site awareness to keep your people and equipment safe.

PAYLOAD Technologies

Payload technologies accurately measure material being loaded or hauled. Payload data is shared with operators in real time to improve productivity, reduce overloading, and record progress.


Cat Production Measurement

Cat Production Measurement brings payload weighing to the cab, enabling operators to weigh loads “on the go.” Loads are weighed as the boom swings with no interruptions in the loading cycle, improving loading speed and efficiency. Operators can view load weights on the integrated display and know precisely how much material is in the bucket and when trucks are filled to target payload. Instant feedback gives operators the confidence to work more effectively, maximizing the potential of the entire fleet. Site managers can wirelessly access data via the VisionLink® web portal to measure production and monitor efficiency.



GRADE Technologies

GRADE technologies like Cat Grade Control Depth and Slope combine digital design data and in-cab guidance to help you work more productively and accurately with less rework. Real-time bucket tip positioning and cut and fill data on the standard cab monitor guide you to grade, saving money on fuel and materials. Easily upgrade to AccuGrade™ when 3D control is required.



LINK Technologies

LINK technologies like Product Link are deeply integrated into your machine and wirelessly communicates key information, including location, hours, fuel usage, idle time and event codes.


Product Link/VisionLink

Easy access to Product Link data via the online VisionLink user interface can help you see how your machine or fleet is performing. You can use this information to make timely, fact-based decisions that can boost job site efficiency and productivity and lower costs.



Ground-Level Access

You can reach most routine maintenance items like fuel and oil filters, fluid taps, and grease points from the safety and convenience of ground level. Not only do compartments feature wide service doors designed to help prevent debris entry, but they also securely latch in place to help make your service work simpler.



Serviceable

Designed to make your maintenance quick and easy

Quick and Convenient Fluids Service

S-O-SSM Oil sample and pressure ports provide easy checking of machine condition and are standard on every machine.

The fuel tank's drain cock makes it easy and simple for you to remove water and sediment during routine maintenance. Plus an integrated fuel level indicator pops up to help you reduce the possibility of fuel tank overfilling. An optional fast fill port accessible from ground level can make refueling even easier and faster.

A Smart Cooling Design

The high-ambient cooling system features a fuel-saving variable-speed fan and a side-by-side-mounted radiator and oil and air coolers for easy cleaning.



A Fresh Idea

When you select ventilation inside the cab, outside air enters through the fresh air filter. The filter is conveniently located on the side of the cab to make it easy to reach and replace, and it is protected by a lockable door that can be opened with the engine key.

Complete Customer Care

Unmatched support makes the difference

Worldwide Parts Availability

Cat dealers utilize a worldwide parts network to maximize your machines' uptime. Plus they can help you save money with Cat remanufactured components.

Financial Options Just for You

Consider financing options and day-to-day operating costs. Look at dealer services that can be included in the machine's cost to yield lower owning and operating costs over time.

What's Best for You Today...and Tomorrow

Repair, rebuild, or replace? Your Cat dealer can help you evaluate the cost involved so you can make the best choice for your business.

Sustainable

Generations ahead in every way

The 352F XE is designed to compliment your business plan, reduce emissions and minimize the consumption of natural resources.

- The 352F XE moves as much material as a standard 352F yet burns up to 10% less fuel. This means more efficiency and productivity for you with less resource consumption.
- The C13 ACERT engine meets Japan 2014 (Tier 4 Final) emission standards.
- The machine has the flexibility of running on ultra-low-sulfur diesel fuel (ULSD, with 15 ppm of sulfur or less).
- An overfill indicator rises when the tank is full to help the operator avoid spilling.
- Major components are rebuildable, eliminating waste and saving money by giving the machine and/or major components a second life – and even a third life.
- Link technologies enable you to collect and analyze equipment and job site data so you can maximize productivity and reduce costs.
- The 352F XE is an efficient, productive machine that's designed to conserve our natural resources for generations ahead.



352F XE Hydraulic Excavator Specifications

Engine

Engine Model	Cat C13 ACERT
Power – ISO 14396	317 kW
Bore	130 mm
Stroke	157 mm
Displacement	12.5 L

Drive

Gradeability	30 deg/70%
Maximum Travel Speed	4.7 km/h
Maximum Drawbar Pull	335 kN

Track

Track Options	600 mm, 750 mm, 900 mm
Number of Shoes (each side)	52 pieces
Number of Track Rollers (each side)	9 pieces
Number of Carrier Rollers (each side)	3 pieces

Swing Mechanism

Swing Speed	8.1 rpm
Swing Torque	147.5 kN·m
Maximum Swing Torque	186.8 kN·m

Service Refill Capacities

Fuel Tank Capacity	720 L
Cooling System	50 L
Engine Oil	38 L
Swing Drive (each)	10 L
Final Drive (each)	15 L
Hydraulic System (including tank)	570 L
Hydraulic Tank	407 L
DEF Tank	41 L

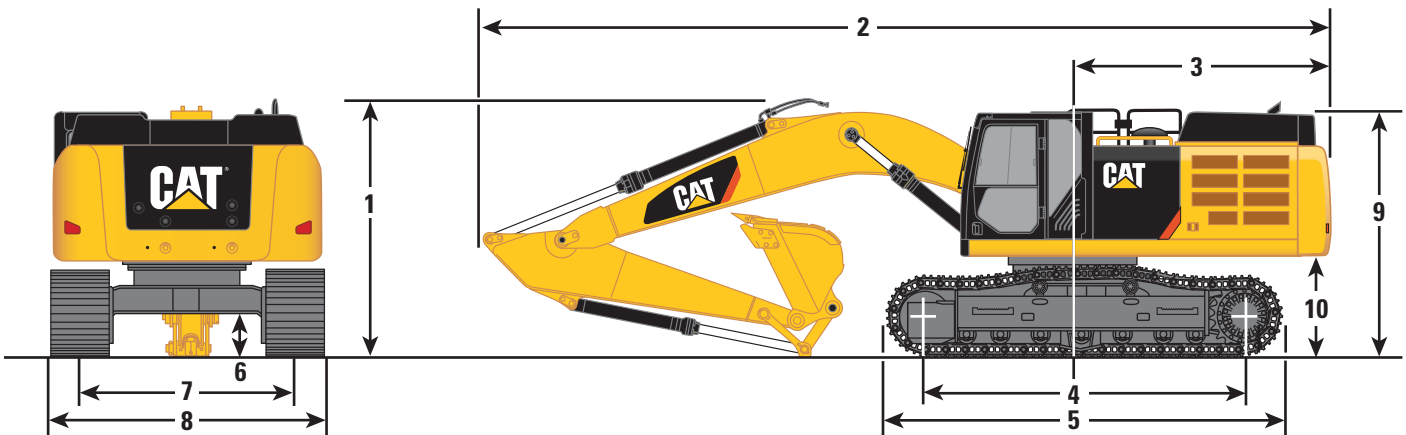
Hydraulic System

Maximum Flow (total)	
Main System	750 L/min
Swing System	375 L/min
High Pressure Circuit	300 L/min
Medium Pressure Circuit	44 L/min
Pilot System	26 L/min
Maximum Pressure	
Equipment	35 000 kPa
Travel	35 000 kPa
Swing	26 000 kPa
Pilot System	4120 kPa
Boom Cylinder	
Bore	170 mm
Stroke	1524 mm
Stick Cylinder	
Bore	190 mm
Stroke	1758 mm
TB Bucket Cylinder	
Bore	160 mm
Stroke	1356 mm

352F XE Hydraulic Excavator Specifications

Dimensions

All dimensions are approximate.



Boom Option	HD Reach Boom 6.9 m
Stick Option	R3.35TB HD
1 Shipping Height to Boom	3570 mm
Shipping Height with Handrail	3520 mm
2 Shipping Length	11 800 mm
3 Tail Swing Radius	3730 mm
4 Length to Center of Rollers	4340 mm
5 Track Length	5350 mm
6 Ground Clearance*	710 mm
Ground Clearance**	740 mm
7 Track Gauge (expanded)	
600 mm, 750 mm, 900 mm Shoes	2890 mm
Track Gauge (retracted)	
600 mm, 750 mm Shoes	2390 mm
900 mm Shoes	2640 mm
8 Transport Width (expanded)	
600 mm Shoes	3680 mm
750 mm Shoes	3680 mm
900 mm Shoes	3790 mm
Transport Width (retracted)	
600 mm Shoes	3180 mm
750 mm Shoes	3180 mm
900 mm Shoes	3540 mm
9 Cab Height	3370 mm
Cab Height with Top Guard	3540 mm
10 Counterweight Clearance**	1430 mm
Bucket Type	Extreme Service
Bucket Capacity	2.1 m ³
Bucket Tip Radius	1675 mm

*Including shoe lug height.

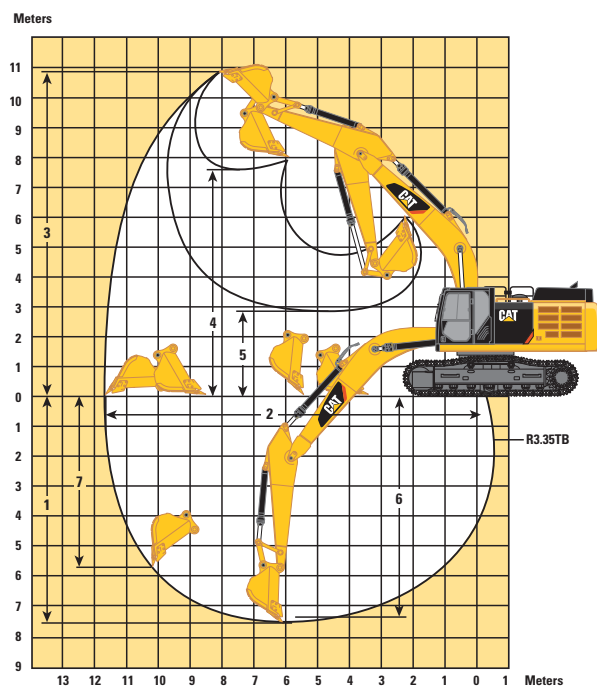
**Without shoe lug height.

Dimensions may vary depending on bucket selection.

352F XE Hydraulic Excavator Specifications

Working Ranges

All dimensions are approximate.



Boom Option

**HD Reach Boom
6.9 m**

Stick Option

R3.35TB HD

1 Maximum Digging Depth

7510 mm

2 Maximum Reach at Ground Level

11 710 mm

3 Maximum Cutting Height

10 970 mm

4 Maximum Loading Height

7580 mm

5 Minimum Loading Height

2900 mm

6 Maximum Depth Cut for 2440 mm Level Bottom

7360 mm

7 Maximum Vertical Wall Digging Depth

5680 mm

Bucket Type

Extreme Service

Bucket Capacity

2.1 m³

Bucket Tip Radius

1675 mm

Dimensions may vary depending on bucket selection.

Bucket and Stick Forces

Boom Option	HD Reach Boom 6.9 m
Stick Option	R3.35TB HD
TB Linkage	
General Duty Capacity	
Bucket Digging Force (ISO)	268 kN
Stick Digging Force (ISO)	199 kN
Heavy Duty	
Bucket Digging Force (ISO)	268 kN
Stick Digging Force (ISO)	201 kN
Severe Duty	
Bucket Digging Force (ISO)	266 kN
Stick Digging Force (ISO)	200 kN
Extreme Duty	
Bucket Digging Force (ISO)	266 kN
Stick Digging Force (ISO)	200 kN

352F XE Hydraulic Excavator Specifications

Major Component Weights

	kg
Base Machine (with boom cylinder, without counterweight, front linkage and track)	
Long Variable Gauge Undercarriage	27 460
Counterweight	
9.0 t	9000
Boom (includes lines, pins and stick cylinder)	
HD Reach Boom (6.9 m)	4630
Stick (includes lines, pins, bucket linkage and bucket cylinder)	
R3.35TB HD	2540
Track Shoes (per two tracks)	
600 mm Double Grouser	5290
600 mm Triple Grouser	5190
750 mm Triple Grouser	5940
900 mm Triple Grouser	6700
Buckets	
TB1550HD, 1.9 m ³	2240
TB1700HD, 2.1 m ³	2350

Base machine includes 75 kg operator weight, 90% fuel weight and undercarriage with center guard.

Operating Weights and Ground Pressures

Boom	Stick	Bucket	900 mm		750 mm		600 mm		600 mm	
			Triple Grouser Shoes	Triple Grouser Shoes	Triple Grouser Shoes	Triple Grouser Shoes	Double Grouser Shoes	Double Grouser Shoes		
			kg	kPa	kg	kPa	kg	kPa	kg	kPa
HD R6.9 m	R3.35TB HD	2.1 m ³	52 770	61	52 010	72	51 260	89	51 360	89

352F XE Hydraulic Excavator Specifications

Work Tool Offering Guide

Boom Option	HD Reach Boom
Stick Option	R3.35 HD
Hydraulic Hammer	H160E s H180E s
Multi-Processor	MP30 CC Jaw MP30 CR Jaw MP30 PP Jaw MP30 PS Jaw MP30 S Jaw MP30 TS Jaw
Pulverizer	P235
Demolition and Sorting Grapple	G330
Scrap and Demolition Shear	S2090 S3050 S3070 S3090
Quick Coupler	These work tools are available for the 352F XE. Consult your Cat dealer for proper match.

Note: Matches are dependent on excavator configurations. Consult your Cat dealer for proper work tool match.

352F XE Standard Equipment

Standard Equipment

Standard equipment may vary. Consult your Cat dealer for details.

ENGINE

- C13 ACERT diesel engine
- Meets Japan 2014 (Tier 4 Final) emission standards
- 2300 m altitude capability with no derate
- Automatic engine speed control
- Electric priming pump with switch
- Water separator in fuel line including switch water level sensor and indicator
- Air precleaner
- Side-by-side cooling system
- Economy and standard power modes
- Primary filter with water separator
- Radial seal air filter
- Fuel differential indicator switch in fuel line

HYDRAULIC SYSTEM

- Reverse swing dampening valve
- Automatic swing parking brake
- High-performance hydraulic return filter
- Regeneration circuit for boom and stick
- Capability of installing additional auxiliary circuits
- 48° ambient cooling capability
- Heavy lift mode

SAFETY AND SECURITY

- Cat one key security system
- Door locks
- Cap locks on fuel and hydraulic tanks
- Lockable external tool/storage box
- Signaling/warning horn
- Secondary engine shutoff switch
- Mirrors
- Rear window for emergency exit
- Rearview and side-view cameras
- Capability to connect a beacon
- Bolt on FOGS capability
- Safety hammer for breaking cab glass

ELECTRICAL

- 80 amp alternator
- Circuit breaker
- Standard battery
- Beacon outlet

CAB

- Parallel wiper and washer
- Mirrors
- Pressurized operator station with positive filtration
- Laminated glass front upper window and tempered other windows
- Sliding upper door window (left-hand cab door)
- Removable lower windshield within cab storage bracket
- Openable skylight
- Interior:
 - Glass-breaking safety hammer
 - Coat hook
 - Beverage holder
 - Literature holder
 - Interior lighting
 - AM/FM radio mounting (DIN size)
 - Two 12V stereo speakers
 - Storage shelf suitable for lunch or toolbox
 - Power supply with 12V, two power outlets (10 amp)
 - Thumb wheel modulation joystick for use with combined auxiliary control
 - Sun screen
 - Air conditioner, heater and defroster with climate control
- Seat:
 - Adjustable high-back, heated and ventilated seat with air suspension
 - Seat belt, 51 mm
 - Adjustable armrest
 - Height adjustable joystick consoles
 - Neutral lever (lock out) for all controls
 - Travel control pedals with removable hand levers
 - Capability of installing two additional pedals
 - Floor mat, washable

• Monitor:

- Clock
- Video ready
- Color LCD display with warning, filter/fluid change, and working hour information
- Language display (full graphic and full color display)
- Machine condition, error code and tool mode setting information
- Start-up level check for engine oil, engine coolant and hydraulic oil
- Warning, filter/fluid change and working hour information
- Fuel consumption meter

UNDERCARRIAGE/UPPERFRAME

- Grease Lubricated Track with PPR2 GLT4, resin seal
- Heavy duty track roller
- Track motor guards
- Towing eye on base frame
- Heavy duty bottom guard
- Swivel guard

LIGHTS

- Cab and boom lights with time delay
- Halogen boom light
- Exterior lights integrated into storage box

COUNTERWEIGHT

- 9.0 t counterweight

INTEGRATED TECHNOLOGIES

- Product Link
- Rearview and side-view cameras
- Cat Grade Control (2D)
- Cat Production Measurement

Optional Equipment

Optional equipment may vary. Consult your Cat dealer for details.

ENGINE

- Electric refueling pump with auto shut off
- Jump start receptacle

HYDRAULIC SYSTEM

- Bio oil
- Smart Boom
- HP hydraulic lines for boom and stick
- MP hydraulic lines for boom and stick

CAB

- Cab front rain protector
- Windshield:
 - 70-30 split, sliding, removable lower windshield with in cab storage bracket
 - One-piece, fixed

ELECTRICAL

- Cold weather starting package, 240V, –32° C
- Travel alarm

TRACK

- 600 mm triple grouser shoes
- 600 mm double grouser shoes
- 750 mm triple grouser shoes
- 900 mm triple grouser shoes

GUARDS

- Track guiding guards:
 - Full length, two pieces
- FOGS (Falling Object Guards), bolt-on

FRONT LINKAGE

- HD 6.9 m Reach boom
 - HD R3.35TB stick
- Bucket linkage
 - TB family (without lifting eye)
 - Bucket cylinder guard

LIGHTS

- Working lights, cab mounted with time delay
- Halogen boom lights

For more complete information on Cat products, dealer services, and industry solutions, visit us on the web at www.cat.com

AEHQ8113
(Japan)

© 2018 Caterpillar
All rights reserved

Materials and specifications are subject to change without notice. Featured machines in photos may include additional equipment. See your Cat dealer for available options.

CAT, CATERPILLAR, SAFETY.CAT.COM, their respective logos, "Caterpillar Yellow" and the "Power Edge" trade dress, as well as corporate and product identity used herein, are trademarks of Caterpillar and may not be used without permission.

VisionLink is a trademark of Trimble Navigation Limited, registered in the United States and in other countries.

Based on the Labor, Safety and Health Laws in Japan, employer of small construction equipment are required to provide specific training for all operators on machines with ship weight less than 3 metric ton. For machines greater than 3 metric ton, operator needs to obtain operator license certification from a Government approved registered training school.

