

320

HYDRAULIC EXCAVATOR



Net Power – ISO 9249
Operating Weight
Maximum Digging Depth

128.5 kW (172 hp)
20 700 kg (45,600 lb)
6620 mm (22.9 ft)



320

HYDRAULIC EXCAVATOR

The Cat® 320 raises the bar for efficiency and fuel economy in this size class. With the industry's highest level of standard factory technology, a cab focused on operator comfort, plus lower fuel and maintenance costs, the 320 will set a new pace for productivity and profit in your operation.



UP TO 25% LESS FUEL CONSUMPTION

A precise combination of lower engine speed and a large hydraulic pump delivers top performance while burning less fuel.

UP TO 20% LOWER MAINTENANCE COSTS

With extended and more synchronized maintenance intervals, you get more done at a lower cost compared to the 320E.

UP TO 45% MORE OPERATING EFFICIENCY

Offering the industry's highest level of standard factory-equipped technology, including Cat Grade with 2D, Grade with Assist and Payload.

LATEST FEATURES



- Cab Monitor Improvements
 1. Continuously improved user interface allows for intuitive navigation, minimizing performance interruption with the easy-to-use touchscreen menu.
 2. Identify apps quickly with a grid list view, abbreviated app names, and categorized menu options.
 3. A notification center keeps important information visible to the operator, and displays messages without shrinking the camera view.
 4. Color coded notifications set critical messages apart from the rest.
 5. Use the in-monitor QR code to learn about machine and technology features through a full suite of "how-to" videos.
- Operator Coaching – Empower Operators. Exceed Targets.
 1. Operator Coaching is an in-cab system that recognizes specific opportunities for operators to be more productive and prevent unnecessary machine wear and tear.
 2. After detecting inefficient or restricted actions, the system alerts the operator and provides insight into the inefficiency and steps to improve.
 3. Paired with a VisionLink® Productivity subscription, this information and other Operator Coaching insights can be viewed from anywhere.

Not all features are available in all regions. Please check with your local Cat dealer for specific offering availability in your area. Build Number: 07G



PERFORMANCE WITH LESS FUEL



- Use up to 25% less fuel than the 320E excavator.
- Increase operator efficiency by up to 45% with a suite of Cat technologies that lower operator fatigue and your operating costs, including fuel consumption and daily maintenance.
- Match the excavator to the job using power modes including Smart mode that automatically matches engine and hydraulic power to your digging conditions.
- The advanced hydraulic system provides the optimum balance of power and efficiency while giving you the control you need for your precise digging requirements.
- The electronically controlled, twin-turbocharged engine meets U.S. EPA Tier 4 Final and EU Stage IV, and Japan 2014 emission standards using a transparent aftertreatment system that requires no operator input or downtime.
- Auxiliary hydraulic options give you the versatility to use a wide range of Cat attachments.
- Advansys™ bucket tips increase penetration and improve cycle times. Tip changes can be done quickly with a simple lug wrench instead of a hammer or special tool, improving safety and uptime.

EFFICIENCY THROUGH TECHNOLOGY


- Boost productivity up to 45% versus traditional grading with standard Cat Grade with 2D system – includes indicate-only and laser capability.
- Cat Payload helps you achieve precise load targets to improve your operating efficiency. Pick up a load of material – with a bucket and thumb combination or grapple and clamshell attachments – and get a real-time weight estimate without swinging.
- Combine Payload with VisionLink® and remotely manage your production targets.
- Want a 3D system to improve your digging results? Caterpillar single antenna global navigation satellite system (GNSS) makes it easy by giving you visual and auditory guidance to grade. Plus, you can create and edit designs on the touchscreen monitor while you're on the job. If your application calls for a dual antenna system, it's easy to upgrade.
- Upgrade to our dual antenna GNSS for maximum grading efficiency. The system lets you create and edit designs on the touchscreen monitor while you're on the job, or you can have the plan design sent to the excavator to make your work easier. Plus, you get added benefits of avoidance zones, cut and fill mapping, lane guidance, and augmented reality along with advanced positioning capability.
- Already invested in another brand's 3D system? No problem. Standard Cat technology like Grade with 2D can readily integrate with that system to give you the precise results you need.
- Standard Grade Assist helps you stay on grade – simply and effortlessly – with single-lever digging.
- Set your desired bucket angle and let Bucket Assist automatically maintain the angle in sloping, leveling, fine grading, and trenching applications.
- Keep the tracks on ground in lifting and hard digging with Boom Assist.
- Automatically stop excavator swing at operator-defined set points in truck loading and trenching applications with Swing Assist, which will help you use less effort and consume less fuel.
- All Cat Grade systems are compatible with radios and base stations from Trimble, Topcon, and Leica. Already invested in a grade infrastructure? You can install grade systems from Trimble, Topcon, and Leica onto the machine.
- Operator Coaching is an in-cab system that recognizes specific opportunities for operators to be more productive and prevent unnecessary machine wear and tear.



TAKE THE GUESSWORK OUT OF MANAGING YOUR EQUIPMENT

- VisionLink provides actionable data insights for all assets - regardless of fleet size or equipment manufacturer.* Review equipment data from your desktop or mobile device to maximize uptime and optimize assets. Dashboards provide information such as hours, miles, location, idle time, and fuel utilization. Make informed decisions that lower costs, simplify maintenance, and improve safety and security on your jobsite.
- VisionLink Productivity gathers and summarizes machine telematics and jobsite data from all your equipment – regardless of the manufacturer.* View actionable information such as idle time, fuel burn, location, payload, load counts, total cycles, and more to improve machine efficiency, productivity, and utilization. Access data anywhere via a mobile, tablet, or desktop device – on or off the jobsite.
- Cat Inspect is a mobile application that allows you to easily perform digital preventative maintenance (PM) checks, inspections, and daily walkarounds. Inspections can easily be integrated with other Cat data systems like VisionLink so you can keep a close eye on your fleet.
- Remote Troubleshoot is a mobile application that allows your Cat dealer to perform diagnostic testing on your connected machine remotely to help ensure that issues are resolved quickly and with less downtime.
- Remote Flash is a mobile application that allows you to update onboard software without a technician being present, allowing you to initiate software updates when convenient, increasing your overall operating efficiency.
- The Cat PL161 attachment locator allows you to track attachments across all worksites, reduce the number of lost attachments, and plan for attachment maintenance and replacement. The work tool recognition feature automatically adjusts machine settings based on the selected tool.

*** Data field availability can vary by equipment manufacturer.**



DESIGNED FOR OPERATORS



- Cab options let you choose the level of comfort you need.
- Enjoy wide spacing between consoles for a more spacious comfortable environment.
- Sit in a wide seat that adjust for operators of all sizes (heated option is available).
- Get in and out of the cab easier using the tip-up left console (Deluxe cab only).
- Control the excavator comfortably with easy-to-reach controls located in front of you. Standard automatic climate control keeps you at the right temperature throughout your shift.
- Improved viscous mounts reduce cab vibration by up to 50% over our previous excavator models.
- Stow your gear with plenty of in-cab storage behind the seat, overhead, and in the consoles.
- The standard radio has USB ports and Bluetooth® technology enabled to connect your device and make hands-free calls.

RELIABILITY YOU CAN COUNT ON

- Protect hydraulic components in cold weather. The auto warm-up feature speeds hydraulic oil warming in cooler temperatures.
- The fuel system is protected from contamination of fuel by three levels of filtration.
- Bottom guarding protects engine and hydraulic components from damage while swinging and traveling.
- The hydraulic tank with the latest oval shape designed to improve stress resistance.
- The strong X-structure lower frame carries loads from the excavator's upper structure to the track.
- Travel motor hydraulic lines are routed inside of the frame to protect them from damage.
- The sloped track frame design prevents mud and debris from accumulating and damaging tracks.
- The grease lubricated tracks have grease sealed between the pin and bushing to prevent debris from entering and reducing life.
- The track rollers are rebuildable and sealed to prevent dirt and debris causing wear of internal components.
- A bolt-on track guiding guard helps maintain track alignment while traveling or working on slopes.



SIMPLE TO OPERATE



- Start the engine with a push button; use a Bluetooth key fob, or the Operator ID passcode.
- Program each joystick button, including response and pattern, using Operator ID; the machine will remember what you set each time you go to work.
- Program up to four depth and slope offsets so you can easily get to grade without a grade checker – a real time saver and safety enhancer on the jobsite.
- Navigate quickly on the standard high-resolution 203 mm (8 in) touchscreen monitor, or with the optional 254 mm (10 in) touchscreen monitor, or with the aid of the jog dial control.
- Use the in-monitor QR code to learn about machine and technology features through a full suite of “how-to” videos.
- Protect your hammer tool from overheating and rapid wear. Auto hammer stop warns you after 15 seconds of continuous firing and then automatically shuts it off after 30 seconds – all to extend the tool’s service life.
- Not sure how a function works or how to maintain the excavator? Always have the operator’s manual at your fingertips in the touchscreen monitor.
- The Cat PL161 attachment locator is a Bluetooth device designed to let users know where their attachments are across all worksites, reduce the number of lost attachments, and plan for attachment maintenance and replacement. The PL161 integrates easily into VisionLink for full fleet management of machines and attachments from one smartphone or tablet dashboard to view location and tracking details.
- Save more time and energy with the available work tool recognition feature. A simple shake of the attached tool confirms its identity and ensures all the attachment settings (pressure, flow, and dimensions) are correct so you can work quickly and efficiently.
- Make moving the excavator much easier with Cat Stick Steer. Simply push a button and use one hand to travel and turn instead of both hands or feet on levers or pedals.
- Make operating easier with the touch of a joystick button. Additional auxiliary relays allow you to power on or turn off a CB radio, beacon light, and even a dust suppression watering system without taking your hands off the joysticks.
- Tiltrotator attachments – ours or other brands – work seamlessly with Cat 2D Grade, Assist, Payload, and E-Fence . With no additional hardware required, all you have to do is simply select “Third Party Tiltrotator System Installation” in the monitor, do the calibration, and get to work.

SAVE ON SERVICE AND MAINTENANCE

- Extended maintenance intervals reduce maintenance costs by 20% over the Cat 320E excavator (savings calculated over 12,000 machine hours).
- Boost productivity with proactive service reminders. The Integrated vehicle health management system alerts the operator with step-by-step service guidance along with parts needed so you don't experience any unnecessary downtime.
- Do all daily maintenance at ground level.
- Check engine oil level quickly and safely with the ground-level engine oil dipstick; fill and check engine oil on top of the machine with a conveniently located second dipstick.
- Reversing electric cooling fans make it easy to clean radiator, oil coolers, and condensers.
- The latest air intake filter with pre-cleaner has double the dust holding capacity of the previous air intake filter.
- Using Cat genuine oil and filters and doing your typical Scheduled Oil Sampling (S-O-SSM) monitoring will double the current service interval to 1,000 hours, giving you greater uptime to do more work.
- The latest hydraulic oil filter provides improved filtration performance, anti-drain valves to keep oil clean when the filter is replaced, and longer life with a 3,000 hour replacement interval – 50% longer than previous filter designs.
- S-O-S ports are on ground level, simplifying maintenance and allowing for quick, easy extraction of samples for fluid analysis.



SAFELY HOME EVERY DAY



- Cat Detect – People Detection helps protect the most valuable asset on any jobsite – people. The system uses smart cameras with depth sensors to provide the operator with visual and auditory alerts so he or she can take immediate action when a person is too close to the excavator.
- Cat Command remote control enables equipment operators to work safely outside the machine when working in hazardous environments. Command offers the choice of handheld Consoles (line-of-sight) or long-distance virtual Stations (non-line-of-sight). Deep integration with machine systems enables efficiency and productivity by maintaining the use of in-cab technology* features (Grade, Payload, Assist, etc.).
- 2D E-Fence prevents the excavator from moving outside of operator-defined set points; the system works with thumb and bucket combinations along with hammer, grapple, and clamshell attachments.
- Access 100% of daily maintenance points from ground level – no need for you to climb on top of excavator.
- The standard Rollover Protective Structure (ROPS) cab meets ISO 12117-2 2008 requirements.
- Enjoy great visibility into the trench, in each swing direction, and behind you with the help of smaller cab pillars, larger windows, and a flat engine hood design.
- The standard hydraulic lockout lever isolates all hydraulic and travel functions in the lowered position.
- Ground level shut-off switch stops all fuel to the engine when activated and shuts down the machine.
- Rear and right-hand-sideview cameras are standard. Upgrade to 360° visibility and see under the excavator, allowing the operator to easily visualize objects and personnel around the excavator in a single view.
- Right-hand service platform design provides easy, safe, and quick access to upper service platform; the service platform steps use anti-skid punch plate to prevent slipping. The handrails comply with ISO 2867 requirements.
- Make service work easier and safer with optional inspection lighting. With the flip of a switch, lights will illuminate the engine, pump, battery, and radiator compartments to enhance visibility.
- Enhance jobsite safety. Add a swing alarm to alert people when you're rotating from trench to stockpile and back again.

****Not all technology features are available on the Command Console and vary by model. Consult your Cat dealer for details.***

SUSTAINABILITY


- The Cat C4.4 engine meets U.S. EPA Tier 4 Final, EU Stage V, and Japan 2014 emission standards.
 - The 320 emits up to 25% less CO₂ than the previous 320F.*
 - Cat diesel engines are required to use ULSD (ultra-low sulfur diesel fuel with 15 ppm of sulfur or less) or ULSD blended with the following lower-carbon intensity fuels*** up to: 20% biodiesel FAME (fatty acid methyl ester)** or 100% renewable diesel, HVO (hydrogenated vegetable oil) and GTL (gas-to-liquid) fuels. Refer to guidelines for successful application. Please consult your Cat dealer or “Caterpillar Machine Fluids Recommendations” (SEBU6250) for details.
 - VisionLink displays the CO₂ emissions for monitored assets, calculated by fuel type for the Runtime Fuel Burned each day in a selected date range.
 - Cat Grade technologies combine advanced guidance with optional automated machine control helping you reach grading targets while reducing fuel burn and greenhouse gas emissions by improving efficiency, jobsite productivity, and accuracy.
 - Auto Engine Speed Control reduces unnecessary fuel burn and greenhouse gas emissions by allowing the engine to automatically go into idle mode when the machine is not working.
 - Cat® Payload for excavators provides on-the-go material weighing which helps reduce fuel burn by improving loading efficiency, jobsite productivity, and eliminating trips to the scale.
 - Cat® 2D E-fence keeps the front linkage within a pre-defined work area to avoid hazards such as traffic – not only helping keep personnel safe but also helps you avoid repairs, downtime, and costly jobsite fines.
 - Extended maintenance intervals not only reduce downtime but decrease the amount of fluid and filters that are replaced over the life of the machine.
 - Remote Flash minimizes downtime and maintenance time while keeping your asset running with maximum efficiency. Alerts for machine updates are sent virtually from your Cat dealer and updates can be deployed without a dealer technician needing to be onsite.
 - Remote Troubleshoot decreases maintenance time and keeps your machine running with maximum efficiency by allowing your Cat dealer to virtually test the machine while working. Once a problem is identified, a technician can fix it the first time, saving time and money.
 - A well-trained operator is worth the investment. Skilled operators benefit your bottom line by maximizing productivity, avoiding costly downtime, and maintaining jobsite safety – which can help to improve fuel efficiency and reduce greenhouse gas emissions.
- *All comparisons to 320F. Productivity, fuel and CO₂ emissions vary by application. CO₂ emissions calculations based on a reference work cycle using 2.2 U.S. gallons per hour of #2 U.S. diesel fuel based. Applies IPCC2006 methodology using U.S. EPA Emissions Hub emission factors. Includes Diesel Exhaust Fluid (DEF) related CO₂. Fuel measurements are at 15° C. Estimated average fuel consumption improvements are based on tests or Product Link™ data where available. Productivity improvements are based on test data.**
- **Engines with no aftertreatment devices can use higher blends, up to 100% biodiesel (for use of blends higher than 20% biodiesel, consult your Cat dealer).**
- ***Tailpipe greenhouse gas emissions from lower-carbon intensity fuels are essentially the same as traditional fuels.**



INCREASE YOUR PRODUCTIVITY AND PROFIT WITH CAT ATTACHMENTS

You can easily expand the performance of your machine by utilizing any of the variety of Cat attachments. Each Cat attachment is designed to fit the weight and horsepower of Cat excavators for improved performance, safety, and stability.

BUCKETS



MULTI-PROCESSORS



ATTACHMENT TRACKING MADE EASY

The Cat PL161 Attachment Locator is a Bluetooth device that makes finding your attachments and other gear quick and easy. The excavator's onboard Bluetooth reader or the Cat app on your phone will locate the device automatically.

Save more time and energy with the available work tool recognition feature. A simple shake of the attached tool confirms its identity; it also ensures all the attachment settings are correct, so you can get to work quickly and efficiently.

GRAPPLES



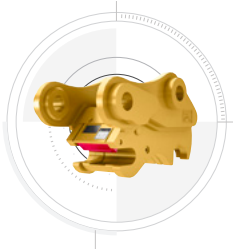
TILTROTATOR



DO HARD-TO-REACH WORK

With 360° rotation and 40° side-to-side tilting action, a Cat tiltrotator will help you get complex work done faster. A new system upgrade from the factory allows the tool to work with Cat 2D Grade, Assist, Payload, and E-Fence. It includes factory-fit joysticks, but uses the standard cab monitor to display the tool and engage its SecureLock™ so you don't need to spend money on an extra monitor. It also works seamlessly with other brands with no additional hardware required. All you have to do is simply select "Third Party Tiltrotator System Installation" in the monitor, do the calibration, and get to work.

PIN GRABBER QUICK COUPLERS



HYDRAULIC HAMMERS



PREVENT HAMMER WEAR AND TEAR

Protect your hammer tool from overheating and rapid wear. Auto hammer stop warns you after 15 seconds of continuous firing and then automatically shuts it off after 30 seconds – all to extend the tool's service life.

TECHNICAL SPECIFICATIONS

Engine		
Net Power - ISO 9249	128.5 kW	172 hp
Net Power - ISO 9249 (DIN)	175 hp (metric)	
Engine Model	Cat C4.4	
Engine Power - ISO 14396	129.4 kW	174 hp
Engine Power - ISO 14396 (DIN)	176 hp (metric)	
Bore	105 mm	4 in
Stroke	127 mm	5 in
Displacement	4.4 L	269 in³
Biodiesel Capability	Up to B20¹	
Emissions	Meets U.S. EPA Tier 4 Final, EU Stage V, and Japan 2014 emission standards.	

Net power advertised is the power available at the flywheel when the engine is equipped with fan, air intake system, exhaust system, and alternator with rated engine speed at 2,200 rpm. Advertised power is tested per the specified standard in effect at the time of manufacture.

¹Cat diesel engines are required to use ULSD (ultra-low sulfur diesel fuel with 15 ppm of sulfur or less) or ULSD blended with the following lower-carbon intensity fuels** up to: 20% biodiesel FAME (fatty acid methyl ester)* or 100% renewable diesel, HVO (hydrotreated vegetable oil) and GTL (gas-to-liquid) fuels. Refer to guidelines for successful application. Please consult your Cat dealer or "Caterpillar Machine Fluids Recommendations" (SEBU6250) for details.

*Engines with no aftertreatment devices can use higher blends, up to 100% biodiesel (for use of blends higher than 20% biodiesel, consult your Cat dealer).

**Tailpipe greenhouse gas emissions from lower-carbon intensity fuels are essentially the same as traditional fuels.

Hydraulic System		
Main System - Maximum Flow	429 L/min (113 gal/min)	
Maximum Pressure - Equipment	35 000 kPa	5,075 psi
Maximum Pressure - Travel	34 300 kPa	4,974 psi
Maximum Pressure - Swing	27 500 kPa	3,988 psi

Swing Mechanism		
Maximum Swing Torque	82 kN-m	60,300 ft-lbf

Weights		
Operating Weight	20 700 kg	45,600 lb

Standard undercarriage, Reach boom, R2.9 (9'6") stick, General Duty (GD) 0.8 m³ (1.05 yd³) bucket, 600 mm (24 in) triple grouser shoes and 3700 kg (8,200 lb) counterweight.

Service Refill Capacities		
Fuel Tank Capacity	345 L	86.6 gal
Cooling System	25 L	6.6 gal
Engine Oil	15 L	4 gal
Swing Drive - Each	6 L	1.6 gal
Final Drive - Each	4 L	1.1 gal
Hydraulic System - Including Tank	234 L	61.8 gal
Hydraulic Tank	115 L	30.4 gal
DEF Tank	39 L	10.3 gal

Dimensions		
Boom	Reach 5.7 m (18'8")	
Stick	Reach 2.9 m (9'6")	
Bucket	GD 0.8 m³ (1.05 yd³)	
Shipping Height - Top of Cab	2960 mm	9.9 ft
Handrail Height	2950 mm	9.9 ft
Shipping Length	9520 mm	31.3 ft
Tail Swing Radius	2830 mm	9.3 ft
Counterweight Clearance	1050 mm	3.5 ft
Ground Clearance	470 mm	1.7 ft
Track Length	4070 mm	13.4 ft
Length to Center of Rollers	3270 mm	10.9 ft
Track Gauge	2200 mm	7.3 ft
Transport Width	2800 mm	9.2 ft

Working Ranges & Forces		
Boom	Reach 5.7 m (18'8")	
Stick	Reach 2.9 m (9'6")	
Bucket	GD 0.8 m³ (1.05 yd³)	
Maximum Digging Depth	6620 mm	22.9 ft
Maximum Reach at Ground Level	9760 mm	32 ft
Maximum Cutting Height	9430 mm	30.11 ft
Maximum Loading Height	6590 mm	21.7 ft
Minimum Loading Height	2270 mm	7.5 ft
Maximum Depth Cut for 2440 mm (8 ft) Level Bottom	6450 mm	21.2 ft
Maximum Vertical Wall Digging Depth	5960 mm	19.7 ft
Bucket Digging Force - ISO	148 kN	33,245 lbf
Stick Digging Force - ISO	108 kN	24,286 lbf

STANDARD & OPTIONAL EQUIPMENT

NOTE: Standard and optional equipment may vary. Consult your Cat dealer for details.

	Standard	Optional
UNDERCARRIAGE AND STRUCTURES		
Standard undercarriage	✓	
600 mm (24") triple grouser shoes	✓	
Tie-down points on base frame	✓	
3700 kg (8,150 lb) counterweight	✓	
Long undercarriage		✓
700 mm (28") triple grouser shoes		✓
790 mm (31") triple grouser shoes		✓
4200 kg (9,300 lb) counterweight		✓
4700 kg (10,400 lb) counterweight		✓
Shovel crane package		✓
BOOMS AND STICKS		
5.7 m (18'8") Reach boom	✓	
2.9 m (9'6") Reach stick	✓	
5.7 m (18'8") HD Reach boom		✓
8.85 m (29'0") Super Long Reach boom		✓
2.9 m (9'6") HD Reach stick		✓
6.28 m (20'7") Super Long Reach stick		✓
CAT TECHNOLOGY		
VisionLink	✓	
Remote Flash	✓	
Remote Troubleshoot	✓	
Cat Grade 2D	✓	
Cat Assist	✓	
Cat Payload	✓	
VisionLink Productivity		✓
Cat Grade Connectivity		✓
Cat Grade 2D with Attachment Ready Option (ARO)		✓
Cat Grade 3D single GNSS		✓
Cat Grade 3D dual GNSS		✓
Cat Tilt Rotator Systems (TRS) Integration		✓
Operator Coaching		✓
CAB		
ROPS	✓	
Mechanical-suspension seat (Comfort only)	✓	
Heated air-suspension seat (Deluxe only)	✓	
High-resolution 203 mm (8 inch) LCD touchscreen monitor (Comfort only)	✓	
High-resolution 254 mm (10 inch) LCD touchscreen monitor (Deluxe only)	✓	
High-resolution 254 mm (10 inch) LCD touchscreen monitor (Comfort only)		✓

	Standard	Optional
ENGINE		
Cat C4.4 twin turbo diesel engine	✓	
Three selectable power modes: Power, Smart, Eco	✓	
Auto engine speed control	✓	
Auto engine idle shutdown	✓	
46° C (115° F) ambient cooling capacity	✓	
-32° C (-25° F) cold start capability	✓	
Reversing electric cooling fans	✓	
52° C (126° F) ambient cooling capacity		✓
ELECTRICAL SYSTEM		
Two 1,000 CCA maintenance-free batteries	✓	
Programmable time-delay LED working lights	✓	
LED chassis light, left-hand/right-hand boom lights, cab lights	✓	
SERVICE AND MAINTENANCE		
S-O-S ports	✓	
Ground-level and platform-level engine oil dipsticks	✓	
Integrated vehicle health management system	✓	
HYDRAULIC SYSTEM		
Auto warm up	✓	
Auto two-speed travel	✓	
Boom and stick drift reduction valve	✓	
Combined flow/high-pressure auxiliary circuit		✓
Hydraulic efficiency monitoring		✓
Medium-pressure circuit		✓
Quick coupler circuit for Cat Pin Grabber		✓
SAFETY AND SECURITY		
2D E-Fence	✓	
Rearview camera	✓	
Right-side-view camera	✓	
Lockable disconnect switch	✓	
Ground-level engine shutoff switch	✓	
Cat Command (remote control)		✓
360° visibility		✓
Boom and stick lowering control valves (shovel crane only)		✓
Inspection lighting		✓



オフロード法2014年
基準適合

For more complete information on Cat products, dealer services and industry solutions, visit us on the web at www.cat.com.

© 2024 Caterpillar. All Rights Reserved.

VisionLink is a trademark of Caterpillar Inc., registered in the United States and in other countries.

Materials and specifications are subject to change without notice. Featured machines in photos may include additional equipment. See your Cat dealer for available options.

CAT, CATERPILLAR, LET'S DO THE WORK, their respective logos, SmartBoom, S-O-S, Product Link, "Caterpillar Corporate Yellow," the "Power Edge" and Cat "Modern Hex" trade dress as well as corporate and product identity used herein, are trademarks of Caterpillar and may not be used without permission.
www.cat.com www.caterpillar.com

AEXQ2232-06
Replaces AEXQ2232-05
Build Number: 07G
(Japan)

