



G SERIES SMALL WHEEL LOADER PARTS REFERENCE GUIDE

BUILT FOR IT.™



PROTECT YOUR INVESTMENT WITH GENUINE CAT® PARTS


Thank you for selecting the Cat® G Series Small Wheel Loader.

This guide is designed to provide you with a quick reference for the parts and part numbers you need to keep your Cat Small Wheel Loader running at peak efficiency.

MAINTENANCE

Proactive preventative maintenance extends the life of your machine and protects your investment. Only Caterpillar knows Cat equipment's filtration and lubrication requirements and offers parts kits to match your machine's maintenance cycles.

SCHEDULED MAINTENANCE PARTS

	GREASES
	PLANNED MAINTENANCE KITS


REPLACEMENT PARTS

Proper maintenance minimizes the need for repair and replacement. In the event that replacement parts are required, the use of genuine Cat parts helps maximize machine performance and maintains high resale value.


WEAR PARTS

	COMMON GROUND ENGAGING TOOLS
--	-------------------------------------

MINOR REPAIR PARTS

	MIRRORS, LIGHTS AND FUSES
	CAB GLASS AND ACCESSORIES

OCCASIONAL REPAIR PARTS

	BATTERIES
	ENGINE PARTS
	QUICK DISCONNECTS

GREASES G Series

Previous Cat Product Name	STANDARD MAINTENANCE GREASES			GREASES FOR UNIQUE APPLICATIONS AND ENVIRONMENTS			
	Cat Ultra5 Moly #1	Cat Ultra5 Moly #2	Cat Advanced 3 Moly	Cat Arctic Platinum	Cat Desert Gold	Cat Multipurpose	Hammer Paste
Current Cat Product Name	Cat Extreme Application Grease 1	Cat Extreme Application Grease 2	Cat Prime Application Grease	Cat Extreme Application Grease - Arctic	Cat Extreme Application Grease - Desert	Cat Utility Grease	
Grade (NLGI)	1	2	2	0	2	2	2
Melting point (deg C)	260	260	260	230	280	260	230
Ambient Temperature (deg C)	-35 to +40	-30 to +50	-20 to +40	-35 to +40	-30 to +50	-30 to +40	-20 to +1100
Base Oil Type	Mineral	Mineral	Mineral	Semi-Synthetic	Mineral	Mineral	Mineral
Color	Dark Gray	Dark Gray	Dark Gray	Dark Gray	Dark Gray	Blue	Bronze
Cartridge (390 g / 14 oz)	452-5996	452-6001	452-6006	508-2184	452-6016	452-6011	130-6951 (standard) 317-8491 (autolube)
Plastic Pail (5 kg / 11 lb)	-	-	-	-	-	-	133-8807
Plastic Pail (16 kg / 35 lb)	452-5999	452-6004	452-6009	508-2187	452-6019	452-6014	-
Keg (55 kg / 120 lb)	452-5998	452-6003	452-6008	508-2186	452-6018	452-6013	-
Drum (180 kg / 400 lb)	452-5997	452-6002	452-6007	508-2185	452-6017	452-6012	-



PLANNED MAINTENANCE KITS

Small Wheel Loader		Every 500 Hours					Every 1,000 Hours				
		Engine Oil/Filter Change		Engine Crankcase	Lubricate Machine	Fuel Filter Change	Fuel/Water Separator	Transmission Oil Filter		Hydraulic Filter	Cabin Air
Sales Model	Serial Number	Filter Element	Oil Qty (L) DEO-ULS™	Breather Element	Cat Prime Application Grease	Primary Element	Filter	Filter Element	Oil Qty (L)	Filter Element	Filter Element
924G	9SW, 3PZ, AAN, 6YW, 3DZ, AAB	7W-2327(2)	16	165-4021	452-6006	145-4501	163-4465	1G-8878	23	465-6506	111-8738
	DDA, WMB, RBB, DFZ, WGX, RTA	1R-0739	16	216-9602	452-6006	145-4501	131-1812	341-6643	23	465-6506	111-8738
928G	6XR, 7SR	1R-1807	20	2W-9162	452-6006	1R-0751, 1R-0753	117-4089, 151-2409	1G-8878	34	465-6506	111-8738
	DJD, WLG	1R-0739	16	216-9602	452-6006	145-4501	131-1812	341-6643	34	465-6506	111-8738
IT28G	8CR, 9AR	1R-1807	20	2W-9162	452-6006	1R-0751, 1R-0753	117-4089, 151-2409	1G-8878	34	465-6506	111-8738

Small Wheel Loader		Every 2,000 Hours					Every 3,000 Hours		Every 6,000 Hours		
		Front Differential Oil Change		Rear Differential Oil Change		Hydraulic Oil/ Filter Change		V Belt	Cooling System		
Sales Model	Serial Number	Oil Qty (L) TDTO	Additive	Oil Qty (L) TDTO	Additive	Filter Element	Oil Qty (L)	Belt	Temperature Regulator	Coolant (DEAC)	Coolant (ELC)
924G	9SW, 3PZ, AAN, 6YW, 3DZ, AAB	21	0.5 L of 1U-9891	21	0.5 L of 1U-9891	465-6506	73	5L-3308 or 130-3216	216-9737	42(L)	42(L)
	DDA, WMB, RBB, DFZ, WGX, RTA	21	0.5 L of 1U-9891	21	0.5 L of 1U-9891	465-6506	70	130-3216	216-9737	42(L)	42(L)
928G	6XR, 7SR	26	0.5 L of 1U-9891	26	0.5 L of 1U-9891	465-6506	70	9L-1553 or 4N-8771 or 9L-1127	126-5869	42(L)	42(L)
	DJD, WLG	21	0.5 L of 1U-9891	21	0.5 L of 1U-9891	465-6506	70	130-3216	216-9737	42(L)	42(L)
IT28G	8CR, 9AR	26	0.5 L of 1U-9891	26	0.5 L of 1U-9891	465-6506	70	9L-1553 or 4N-8771 or 9L-1127	126-5869	42(L)	42(L)



COMMON GROUND ENGAGING TOOLS G Series

Tips	J250	Tips	J250
General Duty (Long)	1U-3252	Adapter (RH)	6I-9251
Penetration	9J-4259	Bolts (8 x 3 inch)	4F-4042 (QTY 2)
Heavy Abrasion	9N-4253	Bolts (8 x 3.25 inch)	4J-9058 (QTY 2)
Heavy Duty	9N-4252	Bolts (8 x 3.75 inch)	8J-2928 (QTY 12)
Wide	208-5254	Nuts (Full)	2J-3507 (QTY 4)
Sharp Corner	9W-8258	Nuts	8J-2933 (QTY 12)
Sharp Center	9W-8259	Set of 8 Bolt-On Adapters (Includes Hardware)	116-9713
Twin Sharp	135-8258	Set of 8 Long Tips (Does Not Include Hardware)	9W-8142
Short	1U-3251	Set of 8 Short Tips (Does Not Include Hardware)	9W-8143
Pin	132-4763	Corner Guard (RH)*	253-0060
Retainer	149-5733	Corner Guard (LH)*	253-0061
Adapter (CTR)	1U-0257 (QTY 6)	Bolt	4F-4042
Adapter (LH)	6I-9250	Nut	2J-3507

*Not for Light Material Buckets

Cutting Edges	Bucket Width		
	2550mm / 8'4"	2750mm / 9'0"	3060mm / 10'0"
Standard 4 Piece Cutting Edge			
Standard	8E-4567* (QTY 2)	110-4711* (QTY 2)	1U-0593* (QTY 2)
End	4T-8091* (QTY 2)	4T-8091* (QTY 2)	233-1852* (Right) 233-1853* (Left)
4 Piece Bolt-On Edge (Includes Standard and End Edges)	8E-4566	345-2758	–
Standard 3 Piece Cutting Edge			
Standard (Center)	472-1464*	472-1467*	472-1470*
End	472-1463* (QTY 2)	472-1466* (QTY 2)	472-1469* (QTY 2)
4 Piece Bolt-On Edge (Includes Standard and End Edges)	472-1465	472-1468	472-1471
Segmented Cutting Edge (For use with Adapters and Tips)*			
Segemented	8E-4569 (QTY 7)	4T-6695 (QTY 7)	–
Abrasion Resistant Material (For use with Abrasive Materials)			
ARM (RH)	135-6728	123-9195	123-0336
ARM (LH)	135-6729	123-9196	123-0337
ARM (RH end)	9W-3481	9W-3481	9W-3477
ARM (LH end)	9W-3482	9W-3482	9W-3478
Hardware (For use with all Cutting Edges)			
Bolts	1J-5607 (QTY 10, 14 for Segmented)	1J-5607 (QTY 10, 14 for Segmented)	5P-8823 (QTY 12)
Nuts	2J-3507 (QTY 10, 14 for Segmented)	2J-3507 (QTY 10, 14 for Segmented)	3K-9770 (QTY 12)
Rubber Edge			
2 Piece Bolt-On Rubber Edge	251-5418	444-1522	398-6760

*These part numbers do not include hardware

MIRRORS, LIGHTS AND FUSES G Series

Mirrors	Part Number
Exterior Mirror	150-6582
Interior Mirror	275-5588

Lights	Part Number	Quantity
Lamp 12V (Dome)	259-1286	1
Dome Light Assembly (Standard)	107-6032	1
Flood Lamp – Front and Rear (Complete)	109-7041	4
Flood Lamp – Front and Rear (Lamp only)	351-9918	4
Aux. Lamp – Front and Rear (Complete)	199-3137	2
Aux. Lamp – Front and Rear (Lamp only)	351-9918	2
Head Lamp Assembly	109-7041	2
Head Lamp (Lamp only)	351-9918	2
Front Turn signal (LH)	5C-9029	1
Front Turn signal (RH)	5C-8964	1

Fuses	Part Number
10 amp Mini	113-8490
15 amp Mini	113-8491
20 amp Mini	113-8492
25 amp Mini	113-8493

CAB GLASS AND ACCESSORIES G Series

Description	Part Number
Windshield (Center)	107-6145
Windshield (RH)	111-0177
Windshield (LH)	107-6144
Glass LH (Side Rear)	107-6146
Glass RH (Side Rear)	111-0178
Glass (Rear)	161-8042
LH and RH Door Glass (Lower)	162-2190
LH and RH Door Glass (Fixed Window type) Upper	162-2189
LH and RH Door Window (Lower)	187-5125
LH and RH Door Window (Upper)	187-5124
Wiper Blade (Front)	6V-7419
Wiper Blade (Rear)	5C-8811

BATTERIES G Series

Description	Part Number
Battery – Heavy Duty Standard	115-2422
Battery – Standard*	9X-3404



*Part listed is for 928G and IT28G models only

ENGINE PARTS G Series

Description	924G		928G		IT28G
	9SW, 3PZ, AAN, 6YW, 3DZ, AAB	DDA, WMB, RBB, DFZ, WGX, RTA	6XR, 7SR	DJD, WLG	8CR, 9AR
Alternator Assembly (52 Amp)	9W-3043	–	9W-3043	–	9W-3043
Alternator Assembly (70 Amp)	155-7434	–	155-7434	–	155-7434
Alternator Assembly (80 Amp)	–	177-9953	–	177-9953	–
Alternator Assembly (95 Amp)	–	197-8820	–	197-8820	–
Fuel Injector Assembly	170-2387	216-9786	–	216-9786	–
Fuel Injector Assembly (Type 1)	–	–	107-7733	–	107-7733
Fuel Injector Assembly (Type 2)	–	–	127-8216	–	127-8216
Fuel Injection Pump Assembly (Type 1)	170-2376	–	–	–	–
Fuel Injection Pump Assembly (Type 2)	192-9788	–	–	–	–
Fuel Injection Pump	–	216-9824	–	216-9824	–
Water Pump Assembly (with Gasket)	239-6142	234-6110	352-2150	234-6110	352-2150
Starter Motor	143-0541	143-0541	207-1517	143-0541	207-1517
Turbocharger Group	166-2881	235-9694	–	235-9694	–
Turbocharger Group (Type 1)	–	–	115-1181	–	115-1181
Turbocharger Group (Type 2)	–	–	125-1124	–	125-1124
Thermostat – Engine Coolant	216-9737	216-9737	126-5869	216-9737	126-5869
Thermostat Gasket (Upper)	–	–	195-7339	–	195-7339
Thermostat Gasket (Lower)	–	–	2W-7212	–	2W-7212
Thermostat and Seal Kit (Complete)	–	216-9743	–	216-9743	–
Thermostat Gasket Seal O-ring	140-7515	140-7515	–	140-7515	–
Thermostat Gasket Housing	141-6188	141-6188	–	141-6188	–
Thermostat Ring	–	162-0236	–	162-0236	–

QUICK DISCONNECTS G Series

Description	Part Number
Quick Disconnect Coupling – Male	195-6526
Quick Disconnect Coupling – Female	195-6525

BUILT FOR IT.™

AEXQ2107-01_NA_Europe_ANZP_SA

June 2018

© 2018 Caterpillar. All Rights Reserved. CAT, CATERPILLAR, BUILT FOR IT, their respective logos, "Caterpillar Yellow," the "Power Edge" trade dress, as well as corporate and product identity used herein, are trademarks of Caterpillar and may not be used without permission.

