

# 320 GC

## HYDRAULIC EXCAVATOR



---

**Engine Power****ISO 14396**

108 kW (145 hp)

**ISO 14396 (DIN)**

147 hp (metric)

**Operating Weight**

20 300 kg (44,800 lb)

Meets Brazil MAR-1 and China Nonroad Stage III emission standards, equivalent to U.S. EPA Tier 3 and EU Stage IIIA.





## NEXT GENERATION EXCAVATORS

Cat® next generation excavators offer you more choices than ever for your business.

- + MORE MODEL OPTIONS
- + MORE STANDARD TECHNOLOGIES
- + MORE PRICE POINTS

Ready to help you make your business stronger, Cat next generation excavators give you ways to get the most work done at the lowest cost – so you put more money in your pocket.



# THE CAT® 320 GC

RELIABLE. COMFORTABLE. PRODUCTIVE.

The **Cat 320 GC** Hydraulic Excavator offers you the ideal balance of dependable performance, operator productivity features, and reduced costs. The Cat 320 GC is a smart choice for operations where high reliability and low cost-per-hour performance are priorities.



## REDUCE FUEL CONSUMPTION UP TO 20%<sup>1</sup>

A precise combination of lower engine speed and a large hydraulic pump delivers top performance while burning less fuel.

## WORK SMART. SAVE MONEY.

The Cat 320 GC is equipped with power modes that help manage fuel consumption. Choose between two power modes to match your specific applications – Power mode and Smart mode.

Power mode delivers maximum productivity in high-demand applications like truck loading and trenching.

Smart mode automatically matches engine speed and hydraulic power to demand for the highest fuel efficiency in any application.

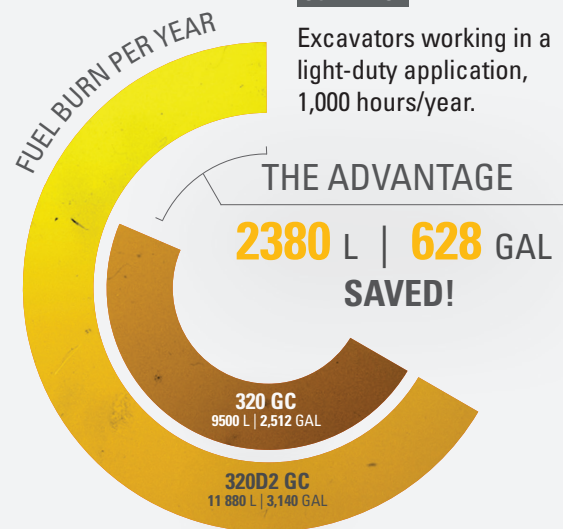
<sup>1</sup> Compared to the 320D2 GC.



## FUEL EFFICIENCY SAVINGS ADD UP

### SCENARIO:

Excavators working in a light-duty application, 1,000 hours/year.



### CALCULATION:

#### 320D2 GC:

11.88 L/HR X 1000 HR/YR = 11 880 L/YR  
3.14 GAL/HR X 1,000 HR/YR = 3,140 GAL/YR

#### 320 GC (Smart mode):

(11.88 L/HR X 80%) X 1000 HR/YR = 9500 L/YR  
(3.14 GAL/HR X 80%) X 1,000 HR/YR = 2,512 GAL/YR





**LOWER MAINTENANCE COSTS  
UP TO 20%**

With extended and more synchronized maintenance intervals, you get more done at a lower cost compared to the 320D2 GC. Consolidated filter locations make service faster. Hydraulic, air, and fuel tank filters have increased capacity and longer life.

#### **KEY MAINTENANCE COST REDUCTIONS INCLUDE:**

- + Consolidated filter locations to reduce service time.
- + Improved hydraulic filter with higher dirt holding capacity.
- + Oil and fuel filters with extended maintenance intervals.
- + Advanced Cat air filter with double the dust holding capacity of the previous filter.

#### **SERVICE REMINDERS MADE EASY**

Boost productivity with proactive service reminders. Our new integrated vehicle health management system alerts the operator with step-by-step service guidance, along with parts needed, so you don't experience any unnecessary downtime.





# CAT EQUIPMENT MANAGEMENT TECHNOLOGY

## TAKES THE GUESSWORK OUT OF MANAGING YOUR EQUIPMENT

---



### **PRODUCT LINK™**

Product Link™ collects data automatically and accurately from your assets – any type and any brand. Information such as location, hours, fuel usage, productivity, idle time, maintenance alerts, diagnostic codes, and machine health can be viewed online through web and mobile applications.



### **VISIONLINK®**

Access information anytime, anywhere with VisionLink® – and use it to make informed decisions that boost productivity, lower costs, simplify maintenance, and improve safety and security on your jobsite. With different subscription level options, your Cat dealer can help you configure exactly what you need to connect your fleet and manage your business – without paying for extras you don't want. Subscriptions are available with cellular or satellite reporting (or both).



# CAB TAKES THE HARD OUT OF WORK

Sites where excavators typically work are rugged and challenging. That's why it's important that the 320 GC cab protects the operator as much as possible from fatigue, stresses, sounds, and temperatures of the job.



## CAB HELPS KEEP YOU SAFE

The ISO-certified rollover protective structure (ROPS) cab is sound-suppressed and sealed. The windows and lower front profile of the machine give outstanding visibility to the work area without the strain of constantly leaning forward.

## ALL-AROUND VISIBILITY

Large windows at the front, sides, and rear give excellent visibility in all directions from the operator seat. The ROPS structure uses narrow front cab pillars to allow a wider field of view to the front. Plus with the standard rearview camera, operators will always be aware of what's surrounding the excavator.

## EASY ACCESS, STORAGE, AND CONNECTIVITY

Convenience features include Bluetooth® integrated radio, USB ports for charging and phone connectivity, 24V DC outlet and AUX port, storage in rear, overhead, and console compartments, and cup and bottle holders.





## TOUCHSCREEN MONITOR

Most machine settings can be controlled through the high-resolution 203 mm (8 inch) touchscreen monitor. It offers 42 languages and is easy to reach from the seat – no twisting or turning to reach switches. A handy jog dial control and shortcut keys are also ergonomically positioned on the right console.



## SEAT AND CONSOLE

Efficiency of movement is critical to keeping operators productive and alert all shift long. The 320 GC seat is designed for easy operation and comfort. The standard seat is wide and adjustable so operators of any size can work comfortably.



## CUSTOMIZABLE JOYSTICKS

Joystick function can be customized through the monitor. Joystick pattern as well as response can be set to match operator preference. All preferences are saved with the operator ID and restored at login.



## KEYLESS PUSH START

The 320 uses a keyless push-button engine start. This adds security for the machine by using operator ID codes to limit and track machine access. Codes can be entered manually or via an optional Bluetooth key fob.





# SAFETY FEATURES

## LOOK OUT FOR YOUR PEOPLE AND YOUR EQUIPMENT

Daily maintenance checks can be performed with 100% of the points accessible from ground level, making maintenance faster, easier, and safer. Checkpoints include the engine oil dipstick, fuel water separator, fuel tank water and sediment drains, and cooling system coolant level check.

### INSPECTION LIGHTING

Make service work easier and safer with optional inspection lighting. With the flip of a switch, lights will illuminate the engine, pump, battery, and radiator compartments to enhance visibility.



## STAY SAFE EVERY DAY

### FACT:

#1 cause of construction accidents: **FALLS\***


### FALLS

**49%** OF FALLS RESULT  
IN SERIOUS INJURY

**30%** OF FALLS RESULT  
IN DEATH

320

**100%** GROUND-LEVEL  
MAINTENANCE  
HELPS PREVENT FALLS




\*<https://www.ncbi.nlm.nih.gov/pmc/articles/PMC4962179/>



# INCREASE YOUR PRODUCTIVITY AND PROFIT WITH CAT ATTACHMENTS

You can easily expand the performance of your machine by utilizing any of the variety of Cat attachments. Each Cat attachment is designed to fit the weight and horsepower of Cat excavators for improved performance, safety, and stability.

## BUCKETS



## GRAPPLES



## HYDRAULIC HAMMERS




## PREVENT HAMMER WEAR AND TEAR

Protect your hammer tool from overheating and rapid wear. Auto hammer stop warns you after 15 seconds of continuous firing and then automatically shuts it off after 30 seconds – all to extend the tool's service life.

## MULTI-PROCESSORS



## QUICK COUPLERS



## RIPPERS



## VIBRATORY PLATE COMPACTORS



## ATTACHMENT TRACKING MADE EASY

The Cat PL161 Attachment Locator is a Bluetooth device that makes finding your attachments and other gear quick and easy. The Cat app on your phone will locate the device automatically.





# TECHNICAL SPECIFICATIONS

See cat.com for complete specifications.

ENGINE		
Engine Model	Cat® C4.4	
Engine Power		
ISO 14396	108 kW	145 hp
ISO 14396 (DIN)	147 hp (metric)	
Net Power		
ISO 9249	107 kW	143 hp
ISO 9249 (DIN)	145 hp (metric)	
Bore	105 mm	4 in
Stroke	127 mm	5 in
Displacement	4.4 L	269 in³
<ul style="list-style-type: none"> <li>• Advertised power is tested per the specified standard in effect at the time of manufacture.</li> <li>• Net power advertised is the power available at the flywheel when the engine is equipped with fan, air intake system, exhaust system and alternator.</li> <li>• Net speed at 2,000 rpm.</li> </ul>		
HYDRAULIC SYSTEM		
Main System – Maximum Flow – Implement	429 L/min	113 gal/min
Maximum Pressure – Equipment	35 000 kPa	5,075 psi
Maximum Pressure – Travel	34 300 kPa	4,974 psi
Maximum Pressure – Swing	25 000 kPa	3,625 psi
SWING MECHANISM		
Swing Speed	11.3 rpm	
Maximum Swing Torque	74 kN·m	54,900 lbf·ft
WEIGHTS		
Operating Weight	20 300 kg	44,800 lb
Medium undercarriage, Reach boom, R2.9 (9'6") stick, GD 1.0 m³ (1.31 yd³) bucket, 600 mm (24") triple grouser shoes, and 3700 kg (8,200 lb) counterweight.		
Operating Weight	21 100 kg	46,500 lb
Long undercarriage, Reach boom, R2.9 (9'6") stick, GD 1.0 m³ (1.31 yd³) bucket, 600 mm (24") triple grouser shoes, and 4200 kg (9,260 lb) counterweight.		
SERVICE REFILL CAPACITIES		
Fuel Tank	345 L	86.6 gal
Cooling System	25 L	6.6 gal
Engine Oil	15 L	4.0 gal
Swing Drive (each)	5 L	1.3 gal
Final Drive (each)	5 L	1.3 gal
Hydraulic System (including tank)	234 L	61.8 gal
Hydraulic Tank	115 L	30.4 gal

DIMENSIONS		
Boom	Reach 5.7 m (18'8")	
Stick	Reach 2.9 m (9'6")	
Bucket	GD 1.0 m³ (1.31 yd³)	
Shipping Height – Top of Cab	2960 mm	9'9"
Handrail Height	2950 mm	9'8"
Shipping Length	9530 mm	31'3"
Tail Swing Radius	2830 mm	9'3"
Counterweight Clearance	1050 mm	3'5"
Ground Clearance	470 mm	1'6"
Standard Undercarriage		
Track Length	4070 mm	13'4"
Length to Center of Rollers	3270 mm	10'9"
Track Gauge	2200 mm	7'3"
Transport Width 600 mm (24") shoes	2800 mm	9'2"
Medium Undercarriage		
Track Length	4250 mm	13'11"
Length to Center of Rollers	3450 mm	11'4"
Track Gauge	2380 mm	7'10"
Transport Width 600 mm (24") shoes	2980 mm	9'9"
Long Undercarriage		
Track Length	4450 mm	14'7"
Length to Center of Rollers	3650 mm	12'0"
Track Gauge	2380 mm	7'10"
Transport Width 600 mm (24") shoes	2980 mm	9'9"
WORKING RANGES AND FORCES		
Boom	Reach 5.7 m (18'8")	
Stick	Reach 2.9 m (9'6")	
Bucket	GD 1.0 m³ (1.31 yd³)	
Standard Undercarriage		
Maximum Digging Depth	6630 mm	21'9"
Maximum Reach at Ground Level	9970 mm	32'1"
Maximum Cutting Height	9440 mm	31'0"
Maximum Loading Height	6580 mm	21'7"
Minimum Loading Height	2260 mm	7'5"
Maximum Depth Cut for 2440 mm (8'0") Level Bottom	6460 mm	21'2"
Maximum Vertical Wall Digging Depth	6010 mm	19'9"
Bucket Digging Force (ISO)	129 kN	29,007 lbf
Stick Digging Force (ISO)	99 kN	22,301 lbf



# STANDARD & OPTIONAL EQUIPMENT

Standard and optional equipment may vary. Consult your Cat dealer for details.

CAB	STANDARD	OPTIONAL
Rollover protective structure (ROPS)	•	
High-resolution 203 mm (8 inch) LCD touchscreen monitor	•	
Mechanical-suspension seat	•	
CAT TECHNOLOGY	STANDARD	OPTIONAL
Cat® Product Link™	•	
Auto hammer stop	•	
ENGINE	STANDARD	OPTIONAL
Cat C4.4 single turbo diesel engine	•	
Two selectable power modes	•	
Auto engine speed control	•	
Auto engine idle shutdown	•	
52° C (125° F) high-ambient cooling capacity	•	
-32° C (-25° F) cold start capability	•	
Double element air filter with integrated precleaner	•	
Reversing electric cooling fans	•	
Biodiesel capability up to B20	•	
HYDRAULIC SYSTEM	STANDARD	OPTIONAL
Boom and stick regeneration circuits	•	
Auto warm up		•
Auto two-speed travel	•	
Boom and stick drift reduction valve	•	
Hammer return filter circuit		•
Three button joysticks	•	
Slider joysticks		•
Hammer return filter circuit		•
Tool control (two pump, one/two way high-pressure flow)		•
Basic tool control (one pump, one way high-pressure flow)		•
Quick coupler circuit for Cat Pin Grabber		•

BOOM AND STICKS	STANDARD	OPTIONAL
5.7 m (18'8") Reach boom	•	
2.9 m (9'6") Reach stick	• <sup>1</sup>	
2.5 m (8'2") Reach stick		• <sup>2</sup>
UNDERCARRIAGE AND STRUCTURES	STANDARD	OPTIONAL
600 mm (24") triple grouser shoes	•	
790 mm (31") triple grouser shoes		• <sup>3</sup>
Tie-down points on base frame	•	
3700 kg (8,150 lb) counterweight	• <sup>4</sup>	
4200 kg (9,260 lb) counterweight	• <sup>5</sup>	
ELECTRICAL SYSTEM	STANDARD	OPTIONAL
Two 1,000 CCA maintenance-free batteries	•	
Programmable time-delay LED working lights	•	
LED chassis light, left-hand boom lights	•	
LED chassis light, left-hand/right-hand boom lights, cab lights		•
SERVICE AND MAINTENANCE	STANDARD	OPTIONAL
Sampling ports for Scheduled Oil Sampling (S·O·S <sup>SM</sup> )	•	
Ground- and platform-level engine oil dipsticks	•	
Integrated vehicle health management system		•
SAFETY AND SECURITY	STANDARD	OPTIONAL
Rearview camera	•	
Right-hand-sideview camera		•
Right-hand mirror	•	
Ground-level engine shutoff switch	•	
Right-hand handrail and hand hold	•	
Signaling/warning horn	•	
Swing alarm		•
Inspection lighting		•

<sup>1</sup> Optional for Africa and Middle East

<sup>2</sup> Africa and Middle East only

<sup>3</sup> All regions except Australia, New Zealand, Hong Kong, Africa and Middle East

<sup>4</sup> All regions except Australia and New Zealand

<sup>5</sup> Australia and New Zealand only

**Not all features are available in all regions. Please check with your local Cat dealer for specific offering availability in your area.**

For additional information, refer to the Technical Specifications brochures available at [www.cat.com](http://www.cat.com) or your Cat dealer.



For more complete information on Cat products, dealer services and industry solutions, visit us on the web at [www.cat.com](http://www.cat.com).

© 2022 Caterpillar. All Rights Reserved.

Materials and specifications are subject to change without notice. Featured machines in photos may include additional equipment. See your Cat dealer for available options.

CAT, CATERPILLAR, LET'S DO THE WORK, their respective logos, Product Link, S•O•S, "Caterpillar Corporate Yellow", the "Power Edge" and Cat "Modern Hex" trade dress as well as corporate and product identity used herein, are trademarks of Caterpillar and may not be used without permission. VisionLink is a trademark of Caterpillar Inc, registered in the United States and in other countries.  
[www.cat.com](http://www.cat.com) [www.caterpillar.com](http://www.caterpillar.com)



AEXQ2333-08  
Replaces AEXQ2333-07  
Build Number: 07F  
(Afr-ME, Asia Pacific, Aus-NZ,  
Eurasia, Hong Kong, S Am, Taiwan)

