

Q4 | 2016

CATERPILLAR FACTS SHEET

Consolidated Sales & Revenues
(in billions of dollars)

\$11.030 **\$9.574**



Q4 2015 Q4 2016

Profit (Loss) Per Common Share
(in dollars)

(\$0.16) **(\$2.00)**



Q4 2015 Q4 2016

Consolidated Operating Profit (Loss)
(in billions of dollars)

(\$0.175) **(\$1.262)**



Q4 2015 Q4 2016



By Segment

Consolidated Sales & Revenues (in millions)

Construction Industries	\$3,589
Resource Industries	\$1,443
Energy & Transportation	\$3,849
Financial Products	\$742
All other	(\$49)



\$9.574 Billion

Total Consolidated Sales & Revenues



95,400
Global Employees
(Full-time employment)

THE FUTURE BELONGS TO THOSE WHO BUILD IT




CALLING MARS HOME BY THE 2030'S

Giving humanity the power
to build habitats and
access resources.



88 YEARS OF DRONE DELIVERY

Helping a farmer in a pinch
by air-dropping service
parts in 1928.



20 YEARS OF SELF-DRIVING TRUCKS

Introduced the industrial world
to autonomous vehicles in 1996.

20,000+ PATENTS WORLDWIDE

Our history includes
20,000+ patents covering
over 10,000 inventions.



Our customers' relentless ambition for altering the very fabric of the world inspires
everything we create today—and everything we envision for tomorrow.

cat.com/builtforit



BUILT FOR IT.™