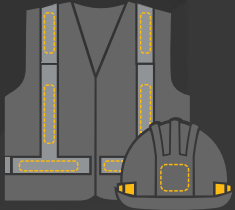


CAT® DETECT FOR PERSONNEL

Looking out for your company of people.

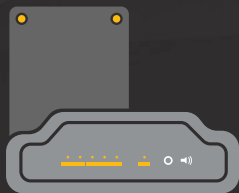


DETECTION TAGS WORN IN VESTS OR HARD HATS



- Safety apparel fitted with passive radio frequency identification (RFID) tags.
- "Passive" RFID technology requires no charging.
- Tags stay with ground personnel as they move, wherever they go.

OPERATORS INSTANTLY ALERTED TO THE PRESENCE OF GROUND PERSONNEL



- Beam-shaping antenna monitors a tight, customizable detection zone.
- Wireless link relays information to a compact in-cab display unit.
- Bright visual display and audible alarm warn operators when tagged personnel enter the detection zone.

RUGGED. RELIABLE. ANY MAKE, MODEL, MACHINE OR LIGHT VEHICLE



- Easy installation. Ideal for mixed fleet applications.
- No false alarms. Detects only what is tagged.
- Low maintenance. Tagged items are washable. No charging required. Self-diagnostics ensure reliability.

WHY DOES CAT® DETECT FOR PERSONNEL EXIST?

From an operator's position in the cab, it may be difficult to see if other machines, vehicles or people enter areas of limited visibility.

Cat Detect for Personnel provides an added layer of protection for ground workers.

WHAT DOES CAT DETECT FOR PERSONNEL DO?

Cat Detect for Personnel determines the temporary, dynamic dangerous work zone. Think: a moving red-taped perimeter demarcated with invisible, but audible "tape."

The operator is alerted as soon as a person wearing a tagged device enters the dangerous work zone. The system may also sound an alert externally to notify the ground worker.

WHAT CONSTITUTES A "DANGEROUS WORK ZONE?"

This zone is an area throughout which it is difficult or impossible for an operator to establish visible contact with personnel on the ground. Any of these variables can create a dangerous work zone:

- Ground worker proximity to a machine in operation
- Fatigued workers
- Equipment with fixed blind spots

HOW DOES CAT DETECT FOR PERSONNEL WORK?

Cat Detect for Personnel has four primary components:

- An energized Ultra High Frequency (UHF) antenna
- A passive RFID tag equipped safety vest or hardhat
- An in-cab alarm (to notify the operator)
- An external speaker (to notify the ground worker)

When the energized UHF antenna detects an RFID tag, the operator and ground worker will be alerted.

An alert will activate **ONLY** when the energized UHF antenna detects an RFID tag.

An alert will activate **EACH TIME** the energized UHF antenna detects an RFID tag.

The energized UHF detection zone is easily customizable and configurable to match the application. In some applications, it may be appropriate to reduce and expand the size of the dangerous work zone. For example, supervisors may find it appropriate to reduce the dangerous work zone for equipment that moves slowly or reverses infrequently.

WHAT TYPES OF EQUIPMENT SHOULD UTILIZE CAT DETECT FOR PERSONNEL?

Beneficial for equipment which:

- Has fixed blind spots
- Reverses unexpectedly, rapidly or frequently
- Features a swing radius that exceeds its footprint



WHAT ARE THE LIMITATIONS OF CAT DETECT FOR PERSONNEL?

Cat Detect for Personnel will not detect un-tagged people or objects.

Cat Detect for Personnel cannot detect *through* objects. e.g.: Bucket on a wheel loader

Cat Detect for Personnel cannot detect *through* people.

WHO SHOULD USE CAT DETECT FOR PERSONNEL?

Everyone who may work in or near a dangerous work zone.

Operators who want to be notified when a person has entered a dangerous work zone.

Safety professionals who want to add an *additional* layer of protection to their good safety practices.

Supervisors who care about the safety of their people.

Organizations who are rigorous in their pursuit of safety excellence.

HOW SHOULD SAFETY PRACTICES CHANGE WITH CAT DETECT FOR PERSONNEL?

Cat Detect for Personnel is not a substitute for good safety practices. Rather, this system provides an additional measure of protection against incidents.

Users of Cat Detect for Personnel should behave in ways that conform to the Human Construction Traffic Interface, or similar protocols.



*PL/VL Integration
Current SCAN-LINK Version - Custom integration w/ digital switch inputs on ECM
Gen 2 Cat version - Optional ProductLink integration module (Available Q216)



MAP KEY

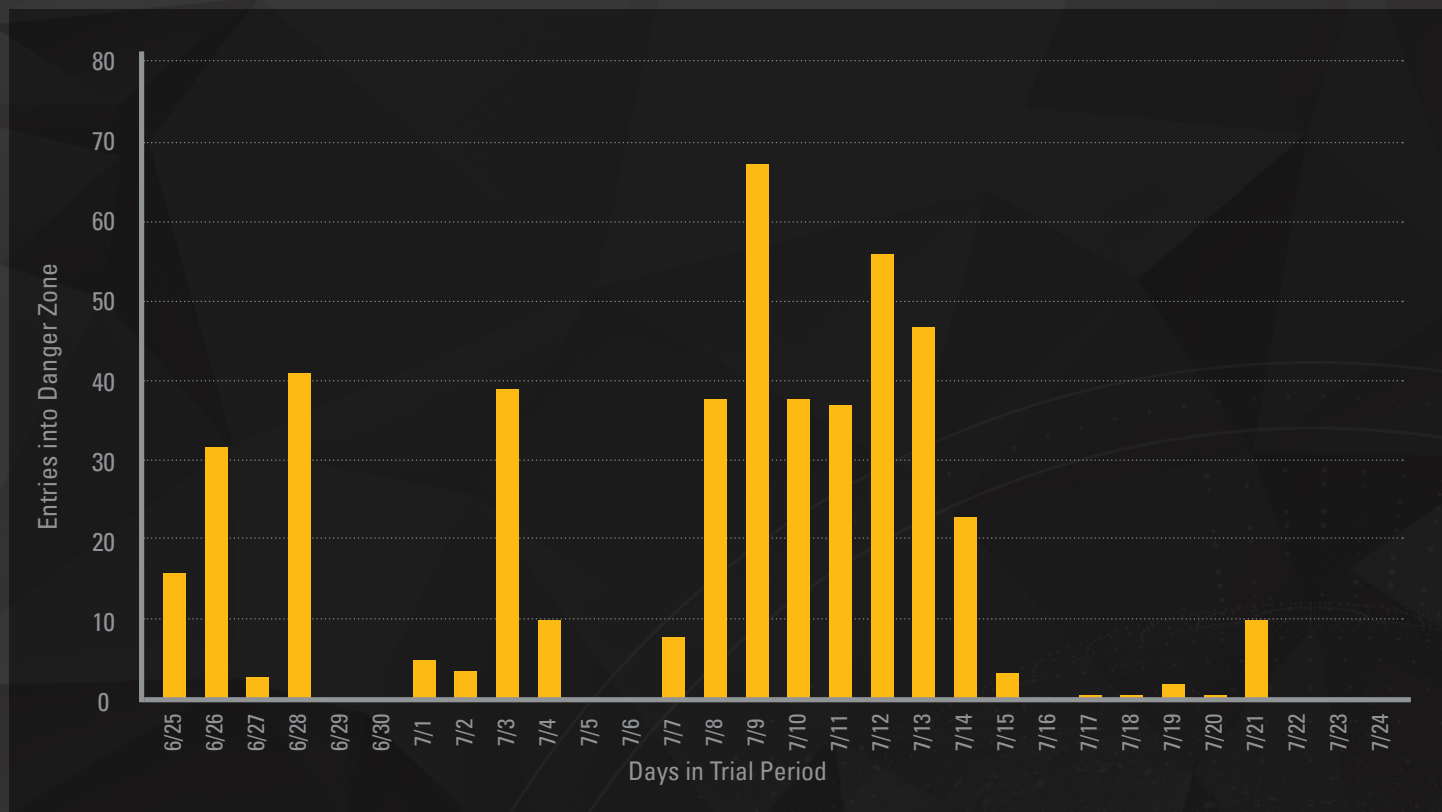
Blue dots in construction site show all RFID tagged personnel and equipment.

DAILY RISK ANALYSIS

Detection zone intrusions by ground personnel drop to near zero.

Actual customer data during 30-day trial period of Cat Detect for Personnel. System reports provide data that helps supervisors build awareness and promote continuous safety improvement.

DAY-TO-DAY ANALYSIS OF ALERTS



CONTACT US TO LEARN MORE:

USA: 1 866 936 3551 | Australia: 1 800 000 228 | Outside US/AU: 1 309 494 2751

Cat.com/safety

SAFELY HOME. EVERY ONE. EVERY DAY.™

Cat Connect

BUILT FOR IT.™

© 2016 Caterpillar All Rights Reserved.
CAT, CATERPILLAR, BUILT FOR IT, their respective logos, "Caterpillar Yellow," the "Power Edge" trade dress and Product Link, as well as corporate and product identity used herein, are trademarks of Caterpillar and may not be used without permission.

