

963K

Track Loader



写真は海外仕様機でオプション品を含みます。

Engine

Engine Model	Cat® C7.1 ACERT™
Engine Power (Maximum) – ISO 14396	165 kW
Rated Power (Net) – ISO 9249/SAE J1349	144 kW

Buckets

Capacity – General Purpose	2.5 m ³
Capacity – Performance Series	2.8 m ³
Capacity – Multi-Purpose	2.0 m ³

Weights

Operating Weight	20 660 kg
Operating Weight – Wide Gauge	22 712 kg



オフロード法少数特例
2014年基準同等適合車

963K Features

Fuel Efficiency

A more fuel efficient Cat C7.1 ACERT engine and Eco Mode combine to give you a 10-30 percent reduction in fuel use.*

Performance

Smarter powertrain management gives you power when you need it and improved implement and steering response.*

Ease of Operation

Cab updates offer added comfort and convenience for operators. New handles and steps make access/egress even easier from the front or the back of the tracks.

Technology

Remote monitoring with Product Link™/ VisionLink® helps you manage your fleet more effectively and profitably.

*Compared to the 963D.

Contents

Efficiency and Performance4

Operator Environment.....6

Emissions Technology.....7

Equipped for the Job8

Structures.....9

Undercarriage9

Special Arrangements10

Sustainability11

Safety11

Serviceability and Customer Support.....12

Specifications.....14

Standard Equipment.....18

Optional Equipment.....19





A Cat Track Loader is one of the most versatile machines on the job site. Save money and transport time with one rugged machine capable of a multitude of tasks like land clearing, digging, backfilling, grading, truck loading, carrying, spreading materials, slope work, and more. Steel tracks on a crawler loader offer reduced ground pressure and better traction so you can often start the job earlier and work longer than other machines in soft underfoot conditions. The new 963K brings you all of this value, plus improved performance, 10-30 percent better fuel efficiency and additional comfort and safety features for the operator. The 963K meets Japan 2014 (Tier 4 Final) emission standards.



Engine

A Cat C7.1 ACERT engine gives you the power and reliability you need to get the job done. The engine is equipped with a twin turbo, providing faster machine response under load.

Fuel Efficiency/Eco Mode

The more efficient engine and an **Eco Mode** combine to deliver a 10-30 percent reduction in fuel consumption compared to the 963D. Eco Mode automatically reduces engine speed, but maintains selected ground speed under lighter loads. Efficient use of Diesel Exhaust Fluid (DEF) – typically 2.5-3 percent of fuel consumption – provides excellent overall fluid efficiency.



Hydrostatic Drive

A new Electronic Control Module gives you smarter power train management, resulting in smoother implement/steering response and improved steering performance over the previous model. Power reaches the ground more efficiently based on the demands of the application, giving you fast acceleration and shorter cycle times. The electronically controlled Hystat drive uses variable displacement pumps and drive motors to power each track independently, delivering fast acceleration and infinitely variable speed. The operator can command smooth machine turns and counterrotation.

Cooling System

The single unit cooling system incorporates the radiator, air-to-air aftercooler, oil cooler and fan installation. The cooling module is located at the rear of the loader, away from dust and debris stirred up by the bucket while the machine is working. The radiator has 6.5 fins per inch to help reduce plugging. A simple, side-by-side design reduces debris and makes cleaning easier. The fold-down design gives you easy access.

A hydraulic demand fan reduces speed in cooler conditions to conserve power, save fuel and decrease sound levels. An optional reversing fan is available for high debris conditions.



Efficiency and Performance

Built to get the job done



Load-Sensing Hydraulics

Field-proven system senses the load and continuously adjusts hydraulic power to maximize your efficiency. Operators have precise control and the power needed for simultaneous lift, tilt and travel.

Position Sensing Cylinders

Position Sensing Cylinders allow the operator to set lift and tilt kickouts to match the application without leaving the cab. Linkage can be automatically set to specific positions for increased productivity. Advanced automatic features help make start/stop motions smoother, reducing vibration in the cab.

Automatic Kickouts

Standard programmable automatic kickouts provide flexibility and productivity for precise load and dump target heights. Tilt and lift kickouts are easily set by positioning the bucket or attachment and pressing a button on the right-hand control panel in the cab.





Updated cab gives operators added comforts like adjustable armrests and controls, improved air conditioning system and a heated/ventilated seat option. A new LCD operator interface makes it simple to customize machine performance features and to view machine operating and service information.

Excellent visibility to the bucket and all around the machine helps operators work more confidently, and an optional rearview camera enhances safety. Reduced engine noise* makes the environment quieter for the operator and others around the worksite.

Cab-mounted heating/ventilation/air conditioning (HVAC) system gives you more cooling capability, and removes the condenser from under the hood for reduced heat and easier service.

**Compared to the 963D.*

Operator Environment

Comfort and productivity

Implement and Steering Controls

- Electro-Hydraulic Implement Controls provide the operator with responsive, smooth and precise control of bucket and lift arms.
- Choose from either joystick or two-lever implement controls to match operator preference or application.
- Speed/steering controls are available as either a joystick or as V-lever and foot pedals.
- A variable throttle control dial lets you use preset engine speeds, customized for operator preference.
- Selectable Electro-Hydraulic maps allow you to set implement response – fine, normal, coarse – to match operator preference or application.
- Hydrostatic Drive system provides quick machine travel speed, on-the-go directional changes and counterrotation.



Emissions Technology

Proven, integrated solutions

Emissions reduction technology on the 963K is designed to be no action required from the operator. Regeneration runs automatically in the background while you work.

Aftertreatment Technologies

With millions of working hours on hundreds of thousands of units since the Japan 2011 (Tier 4 Interim) product introductions, you can be confident in the quality and value of your Japan 2014 (Tier 4 Final) investment. To meet the reduction in NO_x emissions required by the latest emission standards, Caterpillar engineers added Selective Catalytic Reduction (SCR) to the already proven aftertreatment solution.



Diesel Exhaust Fluid

Selective Catalytic Reduction utilizes Diesel Exhaust Fluid (DEF), which can be conveniently refilled from ground level when you refuel. The system is designed to use one tank of DEF for each tank of fuel (1:1 DEF fill ratio). A gauge on the dash shows your fluid level. Across a variety of applications, the 963K typically has used DEF at a rate of 2.5-3 percent of fuel consumption.

When the machine is turned off, a pump will automatically purge the DEF lines. A symbol on the dash and a light/symbol in the engine compartment indicate when the purge is complete and that it is safe to turn off the electrical disconnect. If the engine/aftertreatment temperatures are high, a Delayed Engine Shutdown will activate automatically to cool the machine and then purge the lines. For complete aftertreatment information, please refer to your machine's Operation and Maintenance Manual.

Equipped for the Job

Optimize your machine

Buckets

A choice of buckets help you optimize your machine for the work you do. The General Purpose bucket is designed for excellent loadability and long life in applications like hard bank excavating, stripping and stockpile loading. The Multipurpose bucket is designed for versatility, and is ideal for a variety of tasks like loading, stripping, clearing, bulldozing, picking up debris and fine grading. The bucket clamps hydraulically to grip or handle other tough-to-grasp materials.

A new optional Performance Series bucket contributes to your productivity by moving 5-10 percent more material per hour. And for special applications, Caterpillar also offers buckets optimized for applications like waste/landfill and ship hold work.

K Series™ Bucket Tooth Tips


The K Series tooth system stays sharp, holds tight and allows for simple changes. The lower-profile shape maintains optimal sharpness, penetration and digging ability throughout the tip life.

Quick Coupler Ready

Fusion™ Quick Coupler option gives you more versatility by allowing easy use of forks, buckets, etc. from wheel loaders and other Fusion compatible machines.

Ripper

The multi shank ripper adds extra versatility and force to expand the machine's range of applications. The ripper beam has three pockets for holding ripper shanks, and its design allows the machine to rip frozen ground, asphalt and even hard soils or rock. Long shanks deliver more work per pass making the machine more productive.



Structures

Tough and durable

Caterpillar designs track loader structures to handle the impact and twisting forces encountered in the most demanding applications. Slab rails are reinforced with forgings and castings at points of high stress to give you durability and long life. The integrated main frame and loader tower provide a solid mount for durable lift arms, lift cylinders and tilt cylinders. Robust structures throughout the machine are not only designed for term value, but also to support multiple rebuilds.



Undercarriage

Engineered for performance



An oscillating undercarriage decreases ground shock to the machine, giving you increased stability and a smoother ride. Choose Sealed and Lubricated Track undercarriage for aggressive applications like land clearing, side-slopes or rocky terrain. Or, choose SystemOne™ undercarriage that is designed to work and wear as a system for longer life and lower costs in many applications. A choice of track shoe designs and widths help you further optimize your machine for performance and longer life.

Special Arrangements

Purpose-built for performance



963K Waste Handler

Designed and built from the frame up to take on the unique challenges of landfill and transfer station work.

- Specialized guarding, striker bars and seals help protect the machine from impact and airborne debris.
- Final Drive guarding helps prevent wrapping and damage.
- Cooling system is designed for high debris environments, with easy access for cleanout.
- Specialized air handling features help deliver cleaner air to the machine and to the cab.
- Landfill buckets and track options help you optimize your waste handler for the job.

963K SH Ship Hold/Port Handling

Maneuverability, ease of operation and reach make a track loader the ideal machine for quickly removing materials from ship holds.

- Sweep down walls and handle a wide variety of materials.
- Specialized sealing, guards and bumpers help protect key components.
- Added lighting packages help illuminate the work area.
- Specialized implements, like coal buckets and trim blades, help you equip the machine for optimal performance.
- Fusion Quick Coupler option gives you more versatility by allowing easy use of forks, buckets, etc. from wheel loaders and other Fusion compatible machines.
- Lift eyes on the frame and undercarriage are widely spaced for stability during lifting.

Custom Products/Value Packages

Caterpillar offers a variety of custom product options for track loaders, such as wide gauge machines and special guarding packages. Please talk to your Cat dealer about your specific job site needs.

Sustainability

Built for the next generation

- Meets Japan 2014 (Tier 4 Final) emission standards.
- A more fuel efficient engine and Eco Mode combine to give you 10-30 percent better fuel efficiency.*
- Efficient use of Diesel Exhaust Fluid gives you excellent overall fluid efficiency.
- Features like the optional Performance Series Bucket and the demand fan help you get more work done with less fuel.
- Quieter engine reduces noise for the operator and others around the job site.
- Major components are built to be rebuilt, eliminating waste and saving you money by giving your loader a second – and even third – life.

**Compared to the 963D.*



Safety

Designed with protection in mind



- New handles and steps help operators climb on and off the machine more easily, from the front or the back of the tracks.
- Excellent visibility to the bucket and all around the machine helps operators work more confidently.
- Rear vision camera is available to enhance visibility behind the machine.
- New seat belt indicator gives an alarm and registers fault code through Product Link if the operator fails to buckle up, enhancing job site safety.
- Improved ergonomics, a quieter engine and reduced effort controls help lessen fatigue so operators are better able to remain fresh and focused.



Serviceability and Customer Support

When uptime counts

Ease of Service

The 963K is designed to help you take care of routine maintenance and get back to work. Grouped service points are located behind large access doors, and daily grease points are in easy reach at ground level. The tilt cab allows easy access to drive train and hydraulic systems. The cooling system can be accessed from the engine compartment and features a fold-down fan for easy clean-out. A handy bracket at the rear of the machine holds a shovel to help you clean the undercarriage.


The Diesel Particulate Filter in the Clean Emissions Module is designed to work for the life of the engine without needing to clean or replace the filter.

The service mode in the operator display shows you hydrostatic and implement pressure for easier troubleshooting and servicing.

Product Link*/VisionLink

Product Link is deeply integrated into your machine. Easy access to timely information like machine location, hours and event codes via the online VisionLink user interface can help you manage your fleet and reduce operating costs.

**Product Link not available in all areas. Please consult your Cat dealer for details.*




Cat EMSolutions (Equipment Management Solutions)

EMSolutions lets you take control of your fleet with a solution specific to your equipment management needs. Comprehensive, technology-enabled equipment management – combined with the knowledge and expertise of your Cat dealer – can provide ways to help you achieve gains that go straight to your bottom line.

- Improve availability
- Reduce owning and operating costs
- Streamline maintenance practices
- Maximize equipment life
- Increase resale value

Consisting of five levels of support, from remote access to equipment data to complete, proactive management of your fleet, EMSolutions allows you to choose the amount of support that's right for you.



Renowned Cat Dealer Support

Knowledgeable Cat dealers have a global reputation for providing outstanding sales and service. Maximize your equipment investment with a Customer Support Agreement tailored to meet your business needs. Take advantage of preventive maintenance programs like Custom Track Service, Scheduled Oil Sampling (S-O-SSM) analysis, and guaranteed maintenance contracts. Cat dealers can even help you with operator training to help boost your profits.

When you need repairs, Cat dealers and our unmatched Caterpillar distribution network excel at getting you the right parts you need quickly.

Your Cat dealer can also help you maximize your equipment investment with services like Cat Reman parts and Cat Certified Rebuilds. Remanufactured parts offer you the same warranty and reliability as new parts at a fraction of the cost. A Certified Rebuild gives a “second life” for your machine, incorporating the latest engineering updates so you end up with a like-new track loader and a new machine warranty. Caterpillar strives to provide customers the lowest owning and operating costs over the life of their machine.

963K Track Loader Specifications

Engine

Engine Model	Cat C7.1 ACERT
Emissions	Japan 2014 (Tier 4 Final)
Engine Power (Maximum)	
ISO 14396	165 kW
Rated Power (Net)	
ISO 9249/SAE J1349	144 kW
Bore	105 mm
Stroke	135 mm
Displacement	7.01 L

- Engine power ratings occur at 1,800 rpm.
- All non road Japan 2011 (Tier 4 Interim) and Japan 2014 (Tier 4 Final) diesel engines are required to use only Ultra Low Sulfur Diesel (ULSD) fuels containing 15 ppm sulfur or less. Cat DEO-ULS™ or oils that meet the Cat ECF-3, API CJ-4, and ACEA E9 specification are required. Consult your OMM for further machine specific fuel recommendations.
- Diesel Exhaust Fluid used in Cat Selective Catalytic Reduction (SCR) systems must meet the requirements outlined in the International Organization for Standardization (ISO) standard 22241.

Undercarriage

Track Shoe Type	Double Grouser
Track Shoe Width – Standard	550 mm
Track Shoe Width – Optional	450 mm
Track Shoe Width – Wide Gauge	800 mm
Track Rollers – Each Side	7
Number of Shoes – Each Side	38
Track on Ground	2542 mm
Ground Contact Area – Standard Shoe*	3.2 m ²
Ground Contact Area – Optional Shoe*	2.6 m ²
Ground Contact Area – Wide Gauge*	4.6 m ²
Ground Pressure – Standard Shoe*	62.9 kPa
Ground Pressure – Optional Shoe*	76.9 kPa
Ground Pressure – Wide Gauge*	48.4 kPa
Grouser Height – Double Grouser	42 mm
Track Gauge	1850 mm
Track Gauge – Wide Gauge	2100 mm
Link Pitch	202.8 mm

* ISO 16754:2008

- Ground pressure is calculated using operating weight of machine with General Purpose bucket.

Drive System

Track Motor	Two, variable displacement, bent axis motors
Drive System	Hydrostatic drive with infinite machine speeds to 10.0 km/h
Drive Pump	Two, variable displacement, slipper-type axial piston pumps
Track Motor	Two, variable displacement, bent axis motors
Relief Valve Setting	47 500 kPa

Service Refill Capacities

Fuel Tank	320 L
Cooling System	32 L
Crankcase (with filter)	16.5 L
Final Drives (each)	15 L
Hydraulic Tank	90 L
Pivot Shaft	1.8 L
DEF Tank	16 L

Air Conditioning System

The air conditioning system on this machine contains the fluorinated greenhouse gas refrigerant R134a (Global Warming Potential = 1430). The system contains 1.1 kg of refrigerant which has a CO₂ equivalent of 1.573 metric tonnes.

Weights

Operating Weight	20 660 kg
Operating Weight – Wide Gauge	22 712 kg

- Operating Weight: Includes coolant, lubricants, 100% fuel tank, General Purpose bucket, 75 kg operator.
- Operating Weight Wide Gauge: Includes coolant, lubricants, 100% fuel tank, Wide Flush bucket, heavy counterweight light + additional, 75 kg operator.

Buckets

Capacity – General Purpose	2.5 m ³
Capacity – High Retention	2.8 m ³
Capacity – Multi-Purpose	2.0 m ³
Capacity – Wide Flush	2.8 m ³
Bucket Width – General Purpose	2612 mm
Bucket Width – High Retention	2712 mm
Bucket Width – Multi-Purpose	2575 mm
Bucket Width – Wide Flush	2998 mm

Bucket Cycle Times

Lift	5.5 seconds
Power Down	3.7 seconds
Float Down	2.0 seconds
Dump at Maximum Height (from full rackback)	1.3 seconds
Rackback at Maximum Height (from full dump)	1.4 seconds

Ripper Specifications

Type	Radial
Number of Pockets	3
Overall Width/Beam	1950 mm
Shank Cross Section	58.5 mm × 138 mm
Ground Clearance	595 mm
Penetration	295 mm
Ripping Width	1836 mm
Cylinders – Bore	114.3 mm
Cylinders – Stroke	289 mm
Added Machine Length with Ripper in Transport Position	610 mm

Hydraulic System – Equipment

Type	Closed center, load sensing piston
Output	230 L/min
Main Relief Valve Setting	27 500 kPa

Standards

ROPS/FOPS

- ROPS (Rollover Protective Structure) offered by Caterpillar for the machine meets ROPS criteria ISO 3471:2008.
- FOPS (Falling Object Protective Structure) meets ISO 3449-2005 Level II.

Brakes

- Brakes meet the standard ISO 10265:2008.

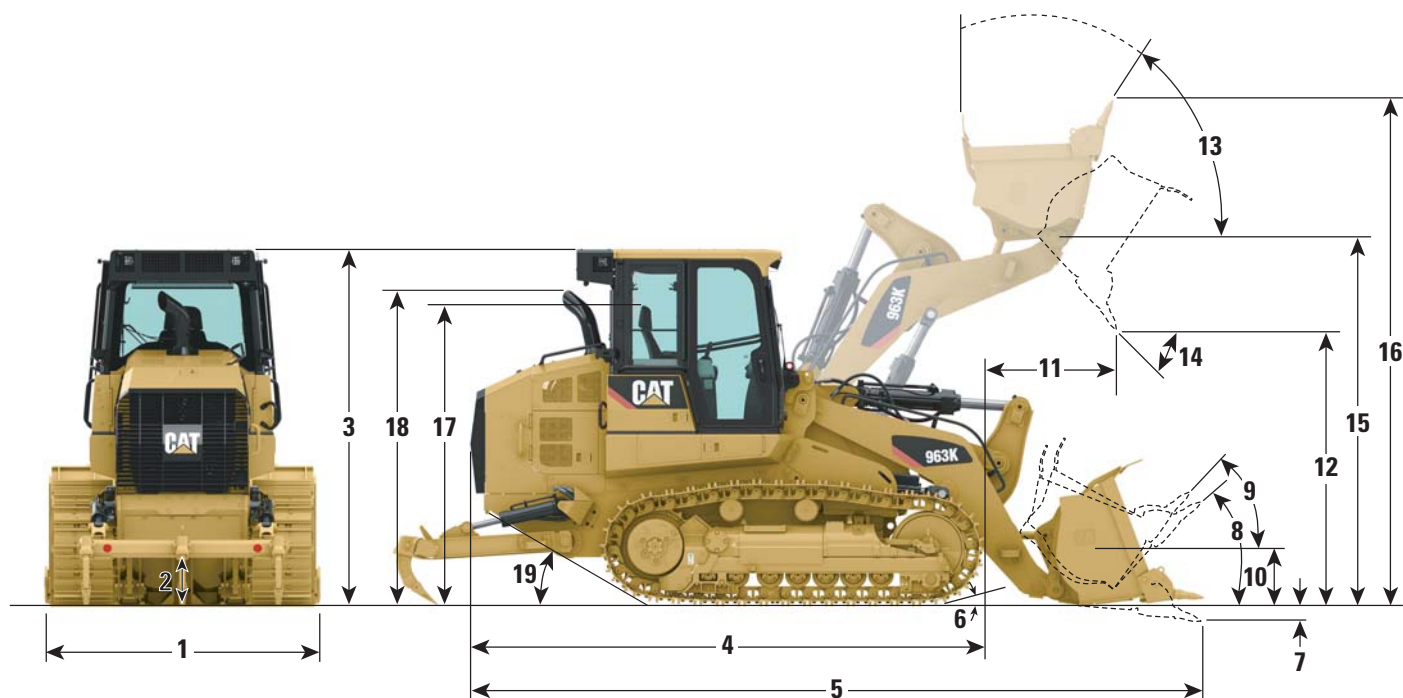
Cab

- The declared dynamic operator sound pressure level is 73 dB(A) when “ISO 6396:2008” is used to measure the value for an enclosed cab. The measurement was conducted at the maximum engine cooling fan speed. The sound level may vary at different engine cooling fan speeds. The cab was properly installed and maintained. The measurement was conducted with the cab doors and the cab windows closed.
- Hearing protection is recommended when operating with an open operator station and cab (when not properly maintained or doors/windows open) for extended periods or in noisy environment.
- The declared exterior sound power level is 108 dB(A) when the value is measured according to the dynamic test procedures and the conditions that are specified in “ISO 6395:2008”. The measurement was conducted at the maximum engine cooling fan speed. The sound level may vary at different engine cooling fan speeds.
- The labeled sound power level is 111 dB(A) measured according to the test procedure and conditions specified in 2000/14/EC.

963K Track Loader Specifications

Dimensions

All dimensions are approximate.



1 Overall Machine Width without Bucket:

With Standard Tracks – 550 mm Shoes	2400 mm
With Narrow Tracks – 450 mm Shoes	2300 mm
With Wide Gauge Tracks – 800 mm Shoes	2900 mm

2 Ground Clearance 471 mm

3 Machine Height to Top of Cab 3325 mm

4 Length to Front of Track 4943 mm

5 Overall Machine Length* 7001 mm

6 Carry Position Approach Angle 15°

7 Digging Depth* 138 mm

8 Maximum Rollback at Ground 43°

9 Maximum Rollback at Carry Position 50°

10 Bucket Height in Carry Position 457 mm

11 Reach at Full Lift Height and 45° Dump* 1373 mm

12 Clearance at Full Lift Height and 45° Dump* 2915 mm

13 Maximum Rollback, Fully Raised 52°

14 Maximum Dump, Fully Raised 53°

Grading Angle 63°

15 Height to Bucket Hinge Pin 3940 mm

16 Overall Machine Height, Bucket Fully Raised 5402 mm

17 Height to Top of Seat with Headrest 2808 mm

18 Height to Top of Stack 2940 mm

19 Ramp Angle 29°

* With General Purpose bucket and extra duty teeth.

Dimensions vary with bucket. Refer to Operating Specifications chart.

963K Track Loader Specifications

Operating Specifications

		General Purpose Bucket			Multi Purpose Bucket			Flush Mounted Teeth	Performance Series Bucket
		None	Long Teeth & Segments	Bolt-on Edge	None	Long Teeth & Segments	Bolt-on Edge	Long Teeth	Long Teeth
Attachments on Bucket Cutting Edge									
Bucket Weight	kg	1508	1866	1721	1942	2236	2155	1619	1951
Rated Load Nominal Heaped§	kg	3958	4214	4214	3216	3388	3440	4214	4712
Rated Capacity Nominal Heaped	m³	2.3	2.45	2.45	1.9	2.0	2.0	2.45	2.8
Struck Capacity	m³	2.0	2.14	2.14	1.6	1.7	1.7	2.0	2.5
Bucket Width Overall*#	mm	2508	2612	2539	2482	2575	2515	2583	2712
Teeth		none	***	none	none	***	none	***	***
Dimensions and Weights									
Overall Height	mm	3325	3325	3325	3325	3325	3325	3325	3325
Overall Operating Height*	mm	5402	5402	5402	5308	5308	5308	5402	5402
Clearance at 45° Dump Maximum Lift*	mm	3155	2915	3068	3000	2772	2909	2951	2840
Reach at 45° Dump Maximum Lift*	mm	1160	1373	1215	1079	1253	1119	1397	1298
Reach at 45° Dump 2133 mm Clearance*	mm	1784	1899	1806	1598	1650	1607	1940	1824
Bottom Dump Clearance at 45° Dump Maximum Lift	mm	—	—	—	3450	3450	3450	—	—
Bottom Dump Reach at 45° Dump Maximum Lift	mm	—	—	—	627	627	627	—	—
Reach with Lift Arm Horizontal and Bucket Level	mm	2289	2604	2386	2346	2622	2447	2601	2604
Overall Length – Bucket Level on Ground*	mm	6644	7001	6766	6758	7073	6880	6967	7107
Digging Depth*	mm	80	138	115	161	209	191	95	138
Full Dump at Maximum Lift*	deg	53	53	53	43	43	43	53	53
Carry Height*	mm	457	457	457	540	540	540	457	457
Rackback at Carry*	deg	50	50	50	52	52	52	50	50
Rackback at Ground*	deg	43	43	43	45	45	45	43	43
Grading Angle Maximum*	deg	63	63	63	63	63	63	63	63
Static Tipping Load Minimum*##	kg	14 969	14 462	14 685	14 487	14 124	14 208	14 815	14 377
Breakout with Tilt Cylinders Level at Ground*	N	208 658	203 868	206 184	193 265	189 538	190 769	207 438	185 273
Lift Capacity to Full Lift – Bucket Racked*	kg	8803	8479	8609	8382	8152	8203	8703	8394
Lift Capacity at Ground Line – Bucket Racked*	kg	18 574	18 655	19 031	18 559	17 888	18 082	19 300	18 570
Shipping Weight without Bucket**	kg	18 418	18 410	18 418	18 473	18 473	18 473	18 418	18 418
Operating Weight with Bucket##	kg	20 308	20 660	20 509	20 786	21 051	20 987	20 408	20 753

* SAE J732 JUN92.

** With 10% fuel. All other fluid compartments full. No operator, no bucket pins.

*** 8 bolt-on with replaceable tips.

Width at cutting edge.

Full fuel, 75 kg operator, standard machine.

§ Calculation based on 1720 kg/m³ of loose dirt.

Standard Equipment

Standard equipment may vary. Consult your Cat dealer for details.

POWER TRAIN

- Cat C7.1 ACERT diesel engine
- Japan 2014 (Tier 4 Final) certified engine
- Twin turbocharged with ATAAC
- Modular cooling system for engine air intake, oil and water
- Fan radiator, electronically controlled, hydraulically driven, temperature sensing, on demand
- Electro Hydrostatic Control (EHC) for transmission with travel and work modes
- Electric fuel pump
- Water separator
- Air cleaner dry-type, axial seal with integral precleaner and dust ejection system, electronic filter condition indicator
- Engine mounted aftertreatment
- Muffler, under hood
- Starting aid, glow plug
- Cat extended life coolant

UNDERCARRIAGE

- Cat Enhanced Sealed and Lubricated Track (ESALT) tracks
- Track guiding guards, end section
- Track adjuster, hydraulic
- Sprocket rims, with replaceable bolt-on Tough Steel segments
- Guards, sprocket
- Seven track rollers per side, with two upper carrier rollers, lifetime lubricated
- Idlers, conventional type, lifetime lubricated
- Oscillating track roller frames

ELECTRICAL

- Alternator, 24V, heavy duty brushless
- Alarm, backup
- Horn, electric
- Two heavy duty batteries, high output, maintenance free, 1,120 CCA
- Switch, main disconnect
- Starter, electric (heavy duty, 24V)
- Four halogen lights, two facing forward, roof mounted; two facing rearward integrated into A/C unit

OPERATOR ENVIRONMENT

- Pressurized, sound suppressed, ROPS/FOPS
- Cab with tinted glass and right side sliding window
- Air conditioning and heating
- Heater/defroster with automatic temperature control
- Seat, fabric-covered, air suspended adjustable
- Electro hydraulic, seat mounted control levers with faster processing
- Seat belt, retractable, with indicator on dash
- Electronic Monitoring System with gauges for:
 - Engine coolant temperature
 - Hydraulic oil temperature
 - DEF level
 - Fuel level
- Mirror, rearview, inside, adjustable
- Radio ready – includes 24V to 12V converter, speakers, antenna and two 12V power outlets
- Coat hook
- Storage compartments under left armrest
- Document holder on right console
- Floor mat, rubber, heavy duty
- Windshield washers and wipers, multiple speed front and rear
- Durable metal roof
- Parking brake switch and “brake-on” indicator light
- Fender

OTHER STANDARD EQUIPMENT

- Sound suppression, exterior
- Z-bar loader linkage
- Load sensing variable displacement implement pump
- Implement cylinders sensors
- Operator programmable lift and tilt
- Engine enclosure with lockable doors
- Radiator core 6.5 fpi, debris resistant
- Hinged radiator guard and swing out fan
- Guards, full bottom
- Ecology drains on hydraulic oil tank
- Product Link ready
- Oil sampling valves
- Hoses, Cat XT™
- HYDO™ Advanced 10

Optional Equipment

Optional equipment may vary. Consult your Cat dealer for details.

POWER TRAIN

- Radiator fan, demand, reversing
- Air inlet, precleaner turbine

OPERATOR ENVIRONMENT

- Cab, deluxe
- Seat, cloth, air suspension, no side-to-side isolator
- Seat, cloth, air suspension, heated, side-to-side isolator
- Lights and windshield
 - Lights, additional guarded
 - Windshield protection
- Radio, AM/FM/AUX/USB/Bluetooth
- Easy access package
- Service package, extended

TRANSMISSION

- Transmission control, V-lever
- Transmission control, joystick

UNDERCARRIAGE

- Guard, idler
- Guard, idler, ship hold
- Track Groups (38 sections)
 - Track Groups (SystemOne)
 - Track, 550 mm, double grouser, standard
 - Track, 450 mm, double grouser, narrow
 - Track Groups (ESALT)
 - Track, 450 mm, double grouser, narrow, ESALT
 - Track, 550 mm, double grouser, ESALT
 - Track, 550 mm, double grouser, center hole, ESALT
 - Track, 450 mm, double grouser, center hole, ESALT
 - Track, 450 mm, single grouser, center hole, extreme service, ESALT
 - Track, 550 mm, single grouser, center hole, extreme service, ESALT
 - Track, 550 mm, single grouser, extreme service, ESALT
 - Track Groups (Heavy Duty)
 - Track, 800 mm, double grouser, heavy duty

HYDRAULICS

- Hydraulic oil, biodegradable
- Hydraulics Packages
 - Hydraulic two valve, two levers
 - Hydraulic three valve, rear, two levers
 - Hydraulic two valve, joystick
 - Hydraulic three valve rear, joystick
 - Hydraulic three valve front, joystick
 - Hydraulic four valve front and rear, joystick

GUARDS

- Guard, lift cylinders
- Guard, tilt cylinder
- Guard, final drive abrasion 2-piece
- Guard, final drive abrasion 3-piece
- Guard, full length track roller

FUEL SYSTEMS

- Tank, fuel, fast fill
- Tank, fuel, refueling pump

LINE GROUPS

- Lines, implement, standard
- Lines, implement, Quick Coupler
- Quick Coupler Ready

MAINTENANCE AND RELATED ATTACHMENTS

- Sediment pump, fuel tank
- Oil change system, high speed

OTHER ATTACHMENTS

- Bucket Packages
 - General Purpose, 2.5 m³, package
 - General Purpose, 2.5 m³, full edge
 - General Purpose, 2.3 m³, flush pack
 - General Purpose, 2.8 m³, Performance Series
 - General Purpose, 2.5 m³, heavy duty
 - Landfill, 3.1 m³, heavy duty
 - Multi-Purpose, 2.7 m³, landfill, heavy duty
 - Multi-Purpose, 2.0 m³, package
 - Multi-Purpose, 2.0 m³, heavy duty package
 - Wide Flush, 2.8 m³, package
- Ripper, multi-shank
- Hitch, ripper
- Striker bars, rear
- Counterweight, light, 325 kg
- Counterweight, additional, 305 kg
- Grade Control, receiver mast

STARTERS, BATTERIES AND ALTERNATORS

- Cold weather, 120V
- Antifreeze –50° C

ELECTRICAL

- Beacon, rotating

SPECIAL ARRANGEMENTS

- Construction Package – SystemOne
- Construction Package – Enhanced Sealed and Lubricated Track
- Waste Package – Enhanced Sealed and Lubricated Track
- Waste Package – Extreme Service, Enhanced Sealed and Lubricated Track
- Ship Hold Package – Enhanced Sealed and Lubricated Track
- LGP Package – Heavy Duty

TECHNOLOGY

- Product Link – Satellite
- Product Link – Dual

For more complete information on Cat products, dealer services, and industry solutions, visit us on the web at www.cat.com

© 2017 Caterpillar
All rights reserved

Materials and specifications are subject to change without notice. Featured machines in photos may include additional equipment. See your Cat dealer for available options.

CAT, CATERPILLAR, SAFETY.CAT.COM, their respective logos, "Caterpillar Yellow" and the "Power Edge" trade dress, as well as corporate and product identity used herein, are trademarks of Caterpillar and may not be used without permission.

VisionLink is a trademark of Trimble Navigation Limited, registered in the United States and in other countries.

Based on the Labor, Safety and Health Laws in Japan, employer of small construction equipment are required to provide specific training for all operators on machines with ship weight less than 3 metric ton. For machines greater than 3 metric ton, operator needs to obtain operator license certification from a Government approved registered training school.

AEHQ7956-01 (03-2017)
Replaces AEHQ7956
(Japan)

