

# 326F L

Hydraulic Excavator

2017



*The specalog photos are OSJ configurations and include optional equipment.*

## Engine

Engine Model	Cat® C7.1 ACERT™
Net Power – SAE J1349/ISO 9249	149 kW
Gross Power – SAE J1995	152 kW

## Drive

Maximum Travel Speed	5.3 km/h
Maximum Drawbar Pull	226 kN

## Weight

Minimum Operating Weight	25 740 kg
Maximum Operating Weight	30 040 kg



オフロード法2014年  
基準適合

Introduction

*The 326F L is built to keep your production numbers high and your owning and operating costs low. The machine's C7.1 ACERT engine not only meets Japan 2014 (Tier 4 Final) emission standards, but it does so with all the power, fuel efficiency, and reliability you need to be successful.*

*Where the real power comes in is through Caterpillar's unparalleled systems integration and state-of-the-art hydraulic system. You can literally move tons of material all day long with tremendous speed and precision. When you add a quiet operator environment that keeps you comfortable and productive, easy-to-reach service points that make routine maintenance simple and fast, and multiple Cat work tools that help you take on a variety of tasks with just one machine, you simply won't find a better, more efficient 26-ton excavator.*

*If productivity, comfort, versatility, and fuel efficiency are what you want, you need a 326F L in your fleet.*

Contents

Operator Station.....4

Engine .....6

Hydraulics .....8

Structures & Undercarriage .....9

Front Linkage .....10

Integrated Technologies.....11

Attachments.....12

Serviceability .....14

Safety .....15

Complete Customer Care.....16

Sustainability .....17

Specifications.....18

Standard Equipment.....26

Optional Equipment.....27











## Operator Station

Comfort and convenience to keep you productive

### **A Safe, Quiet Cab**

The ROPS cab provides you with a safe working environment. It also contributes to your comfort because it's attached to a reinforced frame with special viscous mounts that limit vibration and unnecessary sound. Add in special roof lining and sealing and you have a cab that's as quiet inside as today's top pickup trucks.

### **Comfortable Seat Options**

The seat range includes air suspension, heated, and air cooled. All seats include a reclining back, upper and lower slide adjustments, and height and tilt angle adjustments to meet your needs for maximum comfort.

### **A Cool & Warm Environment**

The automatic climate control system features multiple air outlets with filtered ventilation. Air flows on the floor, behind the seat, and in front of you to make your work in either hot or cold weather much more pleasant and productive.

### **Controls Just For You**



The right and left joystick consoles can be adjusted to improve your comfort and productivity during the course of a day. Also, the right joystick features a button that will reduce engine speed when you are not working to help save fuel. Touch it once and speed reduces; touch it again and speed increases for normal operation.

### **A Helpful Monitor**

The LCD monitor is easy to see and navigate. Programmable in up to 44 languages to meet today's diverse workforce, the monitor clearly displays critical information you need to operate efficiently and effectively. Plus it projects the image from the standard rearview camera to help you see what's going on around you so you can stay safely focused on the job at hand.

### **Ample Storage & Auxiliary Power**


Storage spaces are located in the front, rear, and side consoles of the cab. A drink holder accommodates a large mug with handle, and a shelf behind the seat stores large lunch or toolboxes. Two 12-volt power supply sockets are conveniently located near the key storage areas for charging your electronic devices like an MP3 player, a cell phone, or a tablet.





# Engine

Powerful and fuel efficient to meet your expectations



## Proven Technology

Every Japan 2014 (Tier 4 Final) ACERT engine is equipped with a combination of proven electronic, fuel, air, and aftertreatment components. Applying these time-tested technologies lets us meet your high expectations for productivity, fuel efficiency, reliability, and service life. Following are the results you can expect:

- **Improved fluid efficiency of up to 5%** over Japan 2011 (Tier 4 Interim) products, including Diesel Exhaust Fluid (DEF) consumption.
- **High performance** across a variety of applications.
- **Enhanced reliability** through commonality and simplicity of design.
- **Maximized uptime and reduced cost** with world-class Cat dealer support.
- **Minimized impact** on emission systems – with no operator interaction required.
- **Durability** with long service life.
- **Better fuel economy** with minimized maintenance costs.
- **Same great power** and response.

## **More Powerful, Reliable Engine Electronics**

Cat Japan 2014 (Tier 4 Final) engine electronics are more powerful and robust than ever. Features like an over-foam wiring harness enhance your experience and increase quality and reliability through the most demanding applications.

## **Next Generation Fuel Systems**

Injection timing precisely controls the fuel injection process, which provides more control of combustion for the cleanest, most efficient fuel burn. To maximize your value, Caterpillar engineers specified fuel systems based on the power and performance demands for each engine. The high-pressure common rail fuel system with full electronic injection improves precision and control, reducing soot and boosting the engine's performance.

## **Innovative Air Management**

Cat Japan 2014 (Tier 4 Final) engines feature innovative air management systems that optimize airflow and enhance power, efficiency, and reliability. A range of simple, reliable turbocharging solutions based on engine size and application allows us to match turbo performance to rated output for high productivity, excellent fuel efficiency, long life, and low operating costs for you.

## **Cat NO<sub>x</sub> Reduction System**

The Cat NO<sub>x</sub> Reduction System captures and cools a small quantity of exhaust gas and then routes it back into the combustion chamber to drive down temperatures and reduce NO<sub>x</sub> emissions. The result of more than a decade of Caterpillar engineering research into this technology is the most reliable system of its type.

## **Aftertreatment Technologies**

Caterpillar designed Japan 2011 (Tier 4 Interim) products with Japan 2014 (Tier 4 Final) emission standards in mind. By planning ahead, we minimized design changes to deliver the reliability and performance you demand. The aftertreatment solution utilized for Japan 2014 (Tier 4 Final) products is the next evolutionary step for Cat engines with ACERT Technology. To meet the additional 80% reduction in NO<sub>x</sub> emissions required by Japan 2014 (Tier 4 Final) emission standards, Caterpillar engineers only needed to add one new system to the already proven aftertreatment solution in use, Selective Catalytic Reduction (SCR).

## **Diesel Exhaust Fluid (DEF)**

Cat engines equipped with an SCR system inject DEF into the exhaust to reduce NO<sub>x</sub> emissions. DEF is a precisely mixed solution of 32.5% high purity chemical grade urea and 67.5% de-ionized water. DEF used in Cat SCR systems must meet the requirements outlined in the International Organization for Standardization (ISO) standard 22241-1. ISO 22241-1 requirements are met by many brands of DEF, including those that carry the AdBlue or API certifications.

## **An Emissions Solution That Works**

The Cat C7.1 ACERT engine meets Japan 2014 (Tier 4 Final) emission standards, and it does so without interrupting your job process. Simply turn the engine on and go to work. It will look for opportunities in your work cycle to regenerate itself, and it will give you plenty of power for the task at hand – all to help keep your owning and operating costs to an absolute minimum.

## **Fuel Savers That Add Up**

The 326F L consumes less fuel than the previous series model, and the automatic engine speed control contributes by lowering rpm when the machine doesn't need it for work. Automatic engine idle shutdown turns the engine off when it's been idling for more than a specified amount of time that you can set through the monitor. Plus you have a choice of two power modes – standard power, and eco mode. Simply change between modes through the console switch panel to meet the work needs in front of you. Collectively, all of these benefits add up to reduced fuel consumption, reduced exhaust and sound emissions, reduced repair and maintenance costs, and increased engine life for you.

## **A Cool Design For Any Temperature**

A side-by-side cooling system allows you to put the machine to work in extremely hot and cold conditions. The system is completely separated from the engine compartment to reduce noise and heat. Plus it features easy-to-clean cores and an efficient variable-speed fan.



### **A Powerful, Efficient Design**

When it comes to moving heavy material quickly and efficiently, you need hydraulic horsepower – the type of ground-breaking power the 326F L can deliver. Major hydraulic components like pumps and valves are located close together so shorter tubes and lines can be used. This design leads to less friction loss, reduced pressure drops, and more power to the ground for the work you need to get done.

## **Hydraulics**

Power to move your material with speed and precision

### **Control Like No Other**

Controllability is one of the main attributes of Cat excavators, and one of the key contributors to this is the main control valve. The valve opens slowly when your range of joystick lever movement is small and opens rapidly when movement is high. It puts flow where you need it when you need it, which leads to smoother operation, greater efficiency, and lower fuel consumption.

### **Auxiliary Hydraulics For Added Versatility**

Auxiliary hydraulics give you greater tool versatility so you can take on more work with just one machine, and there are several options from which you can choose.



### **Boom Oil Re-Circulation For Added Efficiency**

The 326F L regenerates the flow of oil from the head end of the boom cylinders to the rod end of stick cylinders during the work cycle to save energy and improve fuel efficiency. It's optimized for any dial speed setting you select, which results in less pressure loss for higher controllability, more productivity, and lower operating costs for you.





## Structures & Undercarriage

Made to work in your tough applications

### Robust Frame

The 326F L is a well-built machine designed to give you a very long service life.

The upper frame has mountings made specifically to support the heavy-duty cab; it is also reinforced around key areas that take on stress like the boom foot and skirt. Massive bolts are used to attach the track frames to the body, and additional bolts are used to increase the machine's digging force, which leads to more productivity for you.

### Durable Undercarriage

The 326F L undercarriage contributes significantly to its outstanding stability and durability. Track shoes, links, rollers, idlers, and final drives are all built with long-lasting, high-tensile-strength steel. Cat Grease Lubricated Track 2 (GLT2) track link protects moving parts by keeping water, debris, and dust out and grease sealed in, which delivers longer wear life and reduced noise when traveling. Optional guide guards help maintain track alignment to improve the machine's overall performance – whether you're traveling on a flat, heavy bed of rock or a steep, wet field of mud.

### Counterweight Options

Two counterweight options – 4.0 mt and 6.75 mt – are available. Both are built with thick steel plates and reinforced fabrications to make them less susceptible to damage, and both have curved surfaces that match the machine's sleek, smooth appearance along with integrated housings to help protect the standard rearview camera.

# Front Linkage

Options to take on your far-reaching and up-close tasks



## Booms & Sticks

The 326F L is offered with a range of booms and sticks. Each is built with internal baffle plates for added durability, and each undergoes ultrasound inspection to ensure weld quality and reliability. Large box-section structures with thick, multi-plate fabrications, castings, and forgings are used in high-stress areas such as the boom nose, boom foot, boom cylinder, and stick foot to improve durability. The boom nose pin is a captured flag design for enhanced durability.

## Two Types Available

There are two basic boom options available to meet your work needs: standard Reach and Super Long Reach.

### Reach

Reach boom is designed to balance reach, digging force, and bucket capacity. It covers the vast majority of applications such as digging, loading, trenching, and working with hydraulic tools.

## SLR = Super Long Reach

This configuration offers reaches to 18 m. It is perfectly suited for forming slopes and cleaning settlement tanks and ponds.

Sticks are matched to the boom you choose. Longer sticks are better when you need to dig deep or load trucks. Shorter sticks provide greater breakout force and increase your productivity when using hydromechanical work tools.

Talk to your Cat dealer to pick the best front linkage for your specific line of work.



# Integrated Technologies

## Monitor, manage, and enhance your job site operations



Cat Connect makes smart use of technology and services to improve your job site efficiency. Using the data from technology-equipped machines, you'll get more information and insight into your equipment and operations than ever before.

Cat Connect technologies offer improvements in these key areas:



EQUIPMENT  
MANAGEMENT

**Equipment Management** – increase uptime and reduce operating costs.



PRODUCTIVITY

**Productivity** – monitor production and manage job site efficiency.



SAFETY

**Safety** – enhance job site awareness to keep your people and equipment safe.

### LINK Technologies

LINK technologies like Product Link™ wirelessly connect you to your equipment, giving you valuable insight into how your machine or fleet is performing. The system tracks location, hours, fuel usage, productivity, idle time, and diagnostic codes through the online VisionLink® interface so you can make timely, fact-based decisions to maximize efficiency, improve productivity, and lower operating costs.



# Attachments

Tools to make you productive and profitable

## Get The Most Out Of One Machine

You can easily expand the performance of your machine by utilizing any of the variety of attachments offered by Cat Work Tools.

## Change Jobs Quickly

A quick coupler brings the ability to quickly change attachments and switch from job to job. The Cat Pin Grabber coupler is the secure way to decrease downtime and increase job site flexibility and overall productivity.

## Dig, Finish, Load & Compact

A wide range of buckets dig everything from top soil to harsh, abrasive material. For finishing and grading work, compact and shallow ditch cleaning buckets fit the need. A Cat compactor prepares the area for the next phase of construction.

## Mining, Demolition & Scrap

A hydraulic hammer equips your machine for breaking rock in quarries and preparing trenches on construction sites. Taking down bridge pillars and heavily reinforced concrete is no problem. Multi-processor, pulverizer, and shear attachments take your machine into structure demolition jobs and process the debris for reuse and recycle.

## Move & Handle

Add a thumb and you have the ability to move and handle brush, rocks, and debris. For constant material handling, a grapple is your solution. Choose from three different styles for picking, sorting, and loading trash, demolition debris, or recyclables.

## Set Up Your Machine For Profitability

Your Cat dealer can install hydraulic kits to properly operate all Cat Work Tool attachments – maximizing the machine's uptime and your profits. All Cat Work Tool attachments are supported by the same Cat dealer network as your Cat machine.



## GRAB, SORT, LOAD



Pro Series Hydraulic Thumbs



Stiff Link Thumbs



Contractors' Grapples



Trash Grapples

## SWAP TOOLS



Pin Grabber Coupler

## DIG & PACK



Ditch Cleaning and Tilt Buckets



General Duty Buckets



Heavy Duty Buckets



Severe Duty Buckets



Vibratory Plate Compactors

## CUT, CRUSH, BREAK & RIP



Multi-Processors



Scrap & Demolition Shears



Secondary Pulverizers

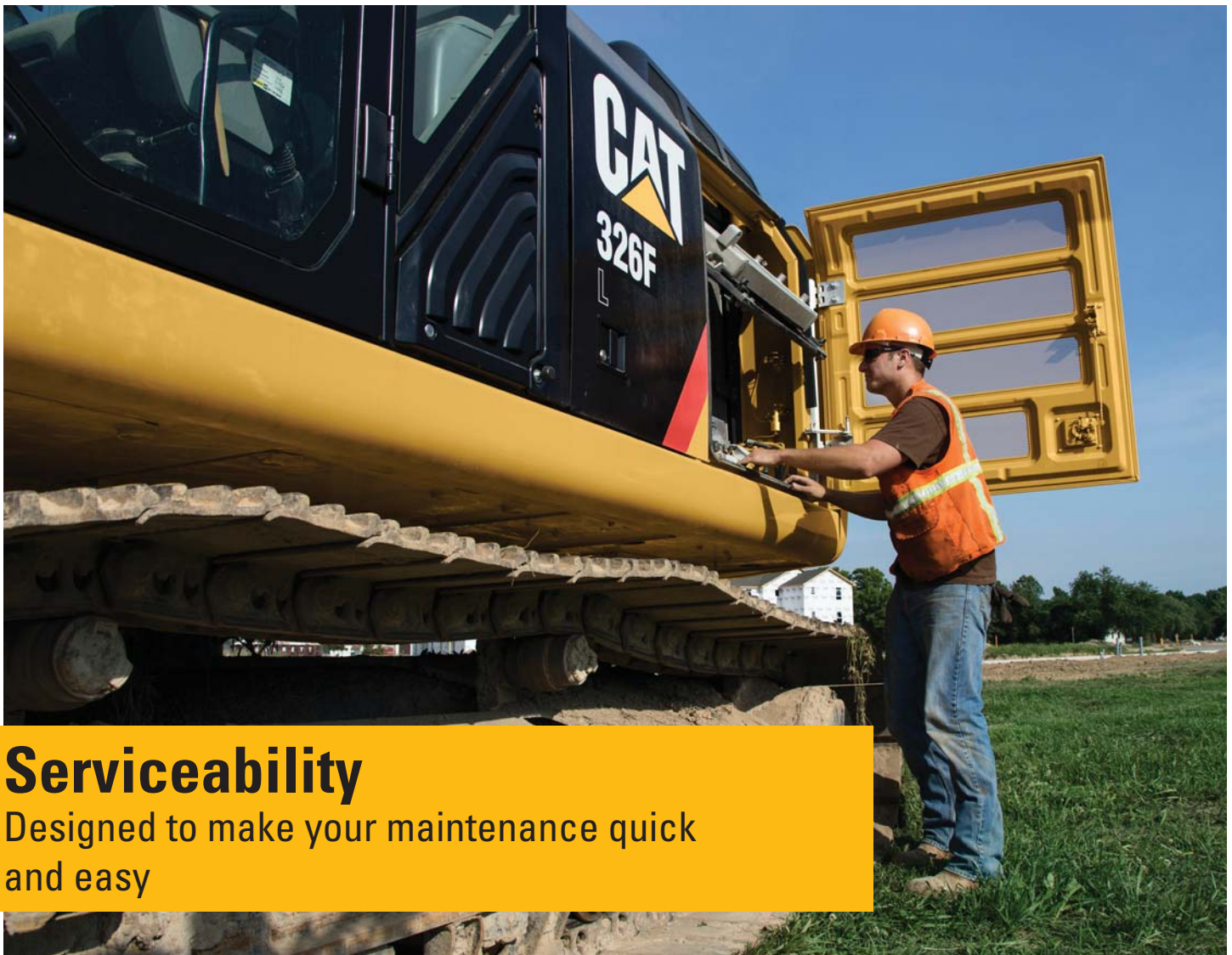


Hydraulic Hammers



Rippers





## Serviceability

Designed to make your maintenance quick and easy

### Ground-Level Access

You can reach most routine maintenance items like fluid taps and grease points from the safety and convenience of ground level. Not only do compartments feature wide service doors designed to help prevent debris entry, but they also securely latch in place to help make your service work simpler.

### Other Service Benefits

The fuel tank's drain cock makes it easy and simple for you to remove water and sediment during routine maintenance. Plus an integrated fuel level indicator pops up to help you reduce the possibility of fuel tank overfilling.

### A Cool Design

The high-ambient cooling system features a fuel-saving variable-speed fan and a side-by-side-mounted radiator and oil and air coolers for easy cleaning. Wider clearance between the two make blowing off debris easy for you, which can help improve your machine's reliability and performance.

### A Fresh Idea

When you select ventilation inside the cab, outside air enters through the fresh air filter. The filter is conveniently located on the side of the cab to make it easy to reach and replace, and it is protected by a lockable door that can be opened with the engine key.





# Safety

Features to help protect you day in and day out

## A Safe, Quiet Cab

The ROPS cab provides you with a safe working environment when properly seated and belted. It also contributes to your comfort because it's attached to a reinforced frame with special viscous mounts that limit vibration and unnecessary sound. Add in special roof lining and sealing and you have a cab that's as quiet inside as any of today's top pickup trucks.

## Secure Contact Points

Multiple large steps get you into the cab as well as a leg up to the compartments. Extended handrails allow you to safely climb to the upper deck. Anti-skid plates reduce your slipping hazards in all types of weather conditions, and they can be removed for cleaning.


## Great Views

Ample glass gives you excellent visibility out front and to the side, and the standard rearview camera gives you a clear field of view behind the machine through the cab monitor. The available split-configuration windshield features an upper window with handles that make it easy to slide and store above you and a lower window that can be removed and stored on the inside wall of the cab. The large skylight also serves as an emergency exit and provides you with enhanced overhead visibility.

## Smart Lighting

Halogen lights provide plenty of illumination, and the cab and boom lights can be programmed to stay on for up to 90 seconds after the engine has been turned off to help you safely exit the machine.





# Complete Customer Care

Support you can count on

## Worldwide Parts Availability

Cat dealers utilize a worldwide parts network to maximize your machines' uptime. Plus they can help you save money with Cat remanufactured components.

## Advice You Can Trust

What are the job requirements and machine attachments? What production is needed? Your Cat dealer can provide recommendations to help you make the right machine choices.

## Financial Options Just For You

Consider financing options and day-to-day operating costs. Look at dealer services that can be included in the machine's cost to yield lower owning and operating costs over time.

## Support Agreements To Fit Your Needs

Cat dealers offer a variety of customer support agreements and work with you to develop a plan to meet your specific needs. These plans can cover the entire machine, including attachments, to help protect your investment.

## Operating Techniques To Boost Your Profits

Improving operating techniques can boost your profits. Your Cat dealer has videos, literature, and other ideas to help you increase productivity. Caterpillar also offers simulators and certified operator training to help maximize the return on your investment.

## What's Best For You Today... And Tomorrow

Repair, rebuild, or replace? Your Cat dealer can help you evaluate the cost involved so you can make the best choice for your business.



# Sustainability

Generations ahead in every way



- The C7.1 ACERT engine meets Japan 2014 (Tier 4 Final) emission standards.
- The 326F L performs the same amount of work as the previous E Series machine while burning less fuel, which means more efficiency, less resources consumed, and fewer CO<sub>2</sub> emissions.
- A ground-level overfill indicator rises when the tank is full to help the operator avoid spilling.
- The 326F L is built to be rebuilt with major structures and components capable of being remanufactured to reduce waste and replacement costs.
- An engine oil filter eliminates the need for painted metal cans and aluminum top plates. The cartridge-style spin-on housing enables the internal filter to be separated and replaced; the used internal element can be incinerated to help reduce waste.
- The 326F L is an efficient, productive machine that's designed to conserve our natural resources for generations ahead.

# 326F L Hydraulic Excavator Specifications

## Engine

Engine Model	Cat C7.1 ACERT
Net Power – SAE J1349/ISO 9249	149 kW
Gross Power – SAE J1995	152 kW
Engine rpm	
Operation	1,600 rpm
Travel	1,800 rpm
Bore	105 mm
Stroke	135 mm
Displacement	7.01 L
• Power rating at 1,800 rpm.	

## Weights

Minimum Operating Weight*	25 740 kg
Maximum Operating Weight**	30 040 kg
*5.9 m HD Reach Boom, R2.95CB1 Stick, 600 mm TG Shoes, 4.0 mt Counterweight, 1.1 m³ Bucket.	
**10.2 m SLR Boom, 7.85 m Stick, 790 mm TG Shoes, 6.75 mt Counterweight, 0.6 m³ Bucket.	

## Hydraulic System

Main System – Maximum Flow (Total)	507 L/min
Maximum Pressure – Equipment Heavy Lift	38 000 kPa
Maximum Pressure – Equipment Normal	35 000 kPa
Maximum Pressure – Travel	37 000 kPa
Maximum Pressure – Swing	27 400 kPa
Pilot System – Maximum Flow	20.5 L/min
Pilot System – Maximum Pressure	4100 kPa
Boom Cylinder – Bore	135 mm
Boom Cylinder – Stroke	1305 mm
Stick Cylinder – Bore	140 mm
Stick Cylinder – Stroke	1660 mm
CB1 Bucket Cylinder – Bore	130 mm
CB1 Bucket Cylinder – Stroke	1156 mm
DB Bucket Cylinder – Bore	150 mm
DB Bucket Cylinder – Stroke	1151 mm

## Drive

Maximum Travel Speed	5.3 km/h
Maximum Drawbar Pull	226 kN

## Swing Mechanism

Swing Speed	9.0 rpm
Maximum Swing Torque	94 kN·m

## Service Refill Capacities

Fuel Tank Capacity	520 L
Cooling System	30 L
Engine Oil (with filter)	24 L
Swing Drive (each)	9 L
Final Drive (each)	6 L
Hydraulic System (including tank)	285 L
Hydraulic Tank	175 L
DEF Tank	41 L

## Track

Number of Shoes (each side)	
Long Undercarriage	51
Number of Track Rollers (each side)	
Long Undercarriage	8
Number of Carrier Rollers (each side)	
Long Undercarriage	2

## Standards

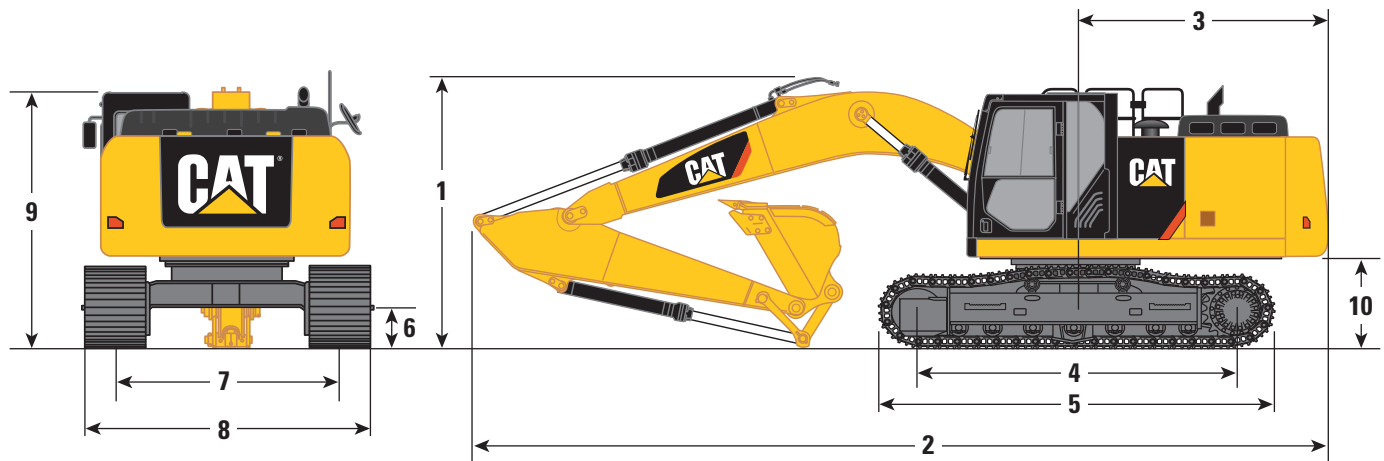
Brakes	ISO 10265:2008
Cab/FOGS	ISO 10262:1998
Cab/ROPS	ISO 12117-2:2008



# 326F L Hydraulic Excavator Specifications

## Dimensions

All dimensions are approximate.



	Reach Booms 5.9 m	Super Long Reach Boom 10.2 m
Stick Size	R2.95CB1	Super Long Reach 7.85 m
1 Shipping Height*	3220 mm	3230 mm
2 Shipping Length	10 060 mm	14 350 mm
3 Tail Swing Radius	3000 mm	3000 mm
4 Length to Center of Rollers		
Long Undercarriage	3830 mm	3830 mm
5 Track Length		
Long Undercarriage	4640 mm	4640 mm
6 Ground Clearance		
Long Undercarriage	440 mm	440 mm
7 Track Gauge		
Long Undercarriage	2590 mm	2590 mm
8 Transport Width		
Long Undercarriage – 600 mm Shoes	3190 mm	3190 mm
Long Undercarriage – 790 mm Shoes	3380 mm	3380 mm
9 Cab Height with Top Guard	3190 mm	3190 mm
10 Counterweight Clearance**	1060 mm	1060 mm
Bucket Type	GD Bucket	GD Bucket
Capacity	1.1 m <sup>3</sup>	0.45 m <sup>3</sup>
Tip Radius	1561 mm	1220 mm

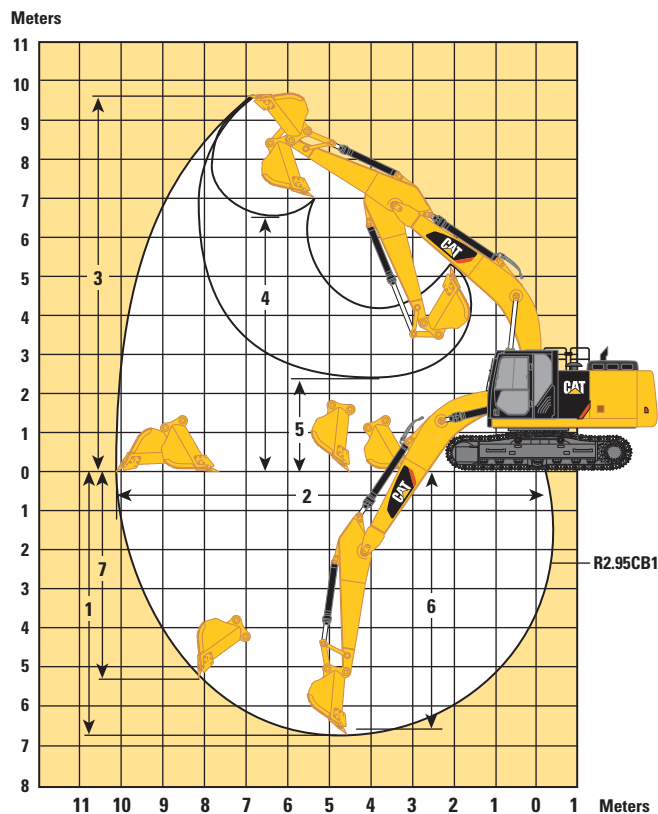
\*Including shoe lug height.

\*\*Without shoe lug height.

# 326F L Hydraulic Excavator Specifications

## Working Ranges

All dimensions are approximate.



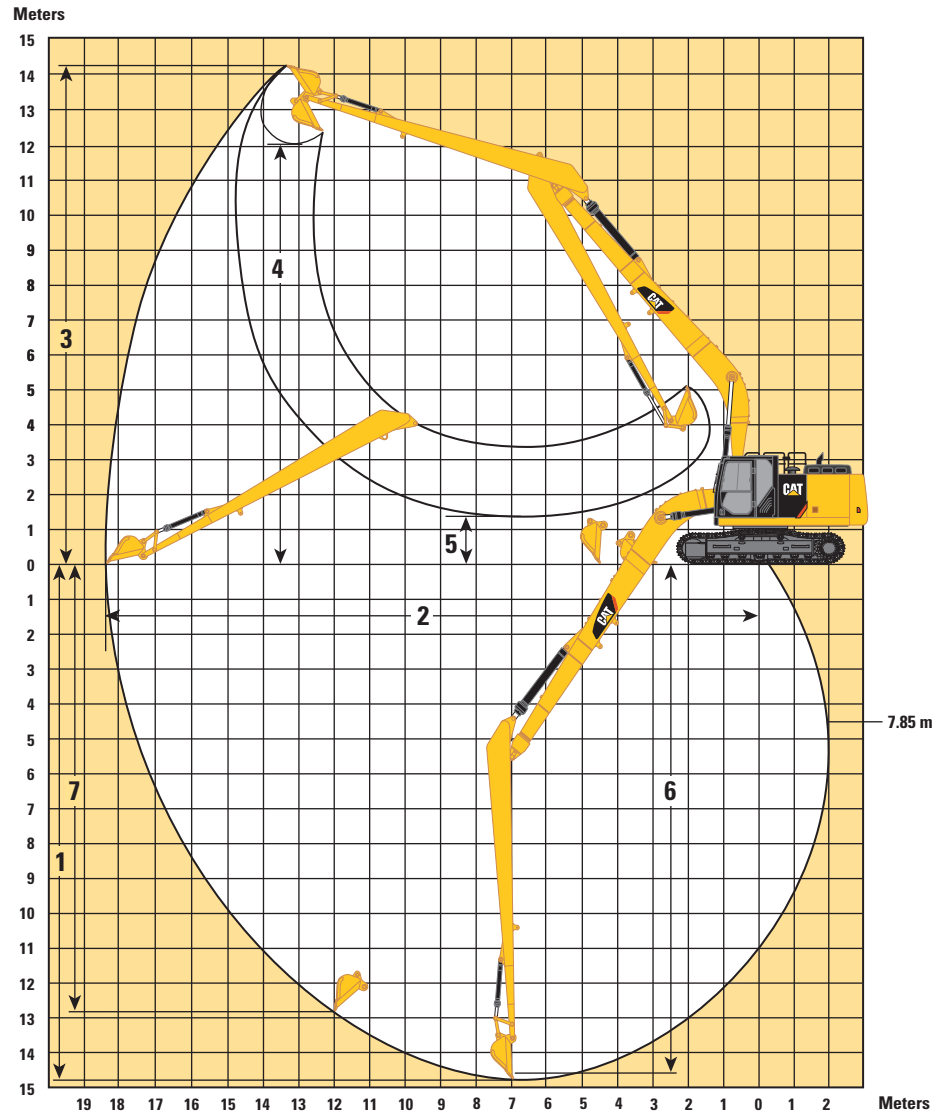
	Reach Booms 5.9 m
Stick Size	R2.95CB1
1 Maximum Digging Depth	6740 mm
2 Maximum Reach at Ground Level	10 030 mm
3 Maximum Cutting Height	9670 mm
4 Maximum Loading Height	6710 mm
5 Minimum Loading Height	2480 mm
6 Maximum Depth Cut for 2440 mm Level Bottom	6560 mm
7 Maximum Vertical Wall Digging Depth	5830 mm
Bucket Type	GD Bucket
Capacity	1.1 m <sup>3</sup>
Tip Radius	1561 mm



# 326F L Hydraulic Excavator Specifications

## Working Ranges

All dimensions are approximate.



Stick Size	Super Long Reach Boom 10.2 m
	Super Long Reach Stick 7.85 m
1 Maximum Digging Depth	14 730 mm
2 Maximum Reach at Ground Level	18 430 mm
3 Maximum Cutting Height	14 260 mm
4 Maximum Loading Height	12 030 mm
5 Minimum Loading Height	1370 mm
6 Maximum Depth Cut for 2440 mm Level Bottom	14 640 mm
7 Maximum Vertical Wall Digging Depth	12 800 mm
<b>Bucket Type</b>	GD Bucket
<b>Capacity</b>	0.53 m <sup>3</sup>
<b>Tip Radius</b>	1225 mm

# 326F L Hydraulic Excavator Specifications

## Operating Weight and Ground Pressure

	790 mm Triple Grouser Shoes		600 mm Triple Grouser Shoes	
	kg	kPa	kg	kPa
<b>Long Undercarriage</b>				
Reach Boom – 5.9 m				
R2.95CB1	26 440	39.9	25 740	51.1
Super Long Reach Boom – 10.2 m				
7.85 m (SLR)	30 040	45.3	–	–



# 326F L Hydraulic Excavator Specifications

## Major Component Weights

	kg
Base Machine (includes boom cylinders, pins and fluids)	8440
Full Fuel Tank	420
Counterweight	
4.0 mt	4000
6.75 mt Super Long Reach Model	6750
Boom (includes lines, pins and stick cylinder)	
Reach Boom – 5.9 m	2010
Super Long Reach – 10.2 m	3120
Stick (includes lines, stick pins, bucket pins and bucket cylinder)	
R2.95CB1	1010
Super Long Reach – 10.2 m	1510
Bucket Linkage	
CB1 without Lifting Eye	260
A without Lifting Eye	90
Undercarriage	
Long Undercarriage	5290
Track Shoe for 326F L	
600 mm Triple Grouser Shoes	3250
790 mm Triple Grouser Shoes	3950
Common Buckets	
A905GD – 0.53 m <sup>3</sup>	390
CB1 1300GD – 1.1 m <sup>3</sup>	1000

All weights are rounded up to nearest 10 kg except for buckets.

Base machine includes 75 kg operator weight, 90% fuel weight, and undercarriage with center guard.

# 326F L Hydraulic Excavator Specifications

## Bucket and Stick Forces

	Reach Booms 5.9 m
	CB-Family Bucket
Stick Size	R2.95CB1
	kN
Heavy Duty	
Bucket Digging Force (ISO)	166
Stick Digging Force (ISO)	121
Bucket Digging Force (SAE)	147
Stick Digging Force (SAE)	117

ISO: Cutting edge  
SAE: Bucket tip

## Bucket Availability

Size	Type	Link	
1.0 m <sup>3</sup>	GD	CB1	
1.1 m <sup>3</sup>	GD	CB1	326F L Standard Bucket
1.2 m <sup>3</sup>	GD	CB1	
1.0 m <sup>3</sup>	HD	CB1	
0.45 m <sup>3</sup>	Ditch Cleaning	A	SLR Standard Bucket
0.6 m <sup>3</sup>	Ditch Cleaning	A	



# 326F L Hydraulic Excavator Specifications

## Work Tool Offering Guide\*

Boom Type		Reach HD
Stick Size		2.95 HD
Undercarriage		Long
Hydraulic Hammer		H120Es H130Es H140Es
Multi-Processor		MP318 CC Jaw MP318 D Jaw MP318 P Jaw MP318 U Jaw MP318 S Jaw MP324 CC Jaw^^ MP324 D Jaw** MP324 P Jaw** MP324 U Jaw** MP324 S Jaw^^ MP324 TS Jaw**
Crusher		P315 P325^^
Pulverizer		P215 P225^^
Demolition and Sorting Grapple		G320B-D/R^^ G325B-D/R^
Mobile Scrap and Demolition Shear		S320B S325B^ S340B##
Compactor (Vibratory Plate)		CVP110
Orange Peel Grapple		
Rippers		
Pin Grabber Coupler	Cat PG	These work tools are available for the 326F L. Consult your Cat dealer for proper match.
Dedicated Quick Coupler	CW-40	
	CW-45 (for Mass only)	
	CW-45s (for Mass only)	

\* Offerings not available in all areas. Matches are dependent on excavator configurations. Consult your Cat dealer to determine what is offered in your area and for proper work tool match.

\*\* Pin-on or CW

^ Work over the front only with CW (Pin-on and CW)

^^ Work over the front only with Cat PG (Pin-on, CW and Cat PG)

**Note:** Demolition and Sorting Grapple: D–Demolition shells, R–Recycling shells

## Standard Equipment

Standard equipment may vary. Consult your Cat dealer for details.

### ENGINE

- C7.1 ACERT diesel engine
- Biodiesel capable (up to B20)
- Meets Japan 2014 (Tier 4 Final) emission standards
- 4600 m altitude capability
- Electric fuel lifting pump
- Automatic engine speed control
  - Standard, economy modes
- Two-speed travel
- Side-by-side cooling system
- Radial seal air filter
- Primary filter with water separator and water separator indicator switch
- Fuel differential indicator switch in fuel line
- 1×4 micron main filters
- 1×10 micron primary fuel line filter

### HYDRAULIC SYSTEM

- Regeneration circuit for boom and stick
- Reverse swing dampening valve
- Automatic swing parking brake
- High-performance hydraulic return filter
- Capability of installing HP stackable valve and medium valve
- Capability of installing additional auxiliary pump and circuit
- Capability of installing boom lowering control device and stick lowering check valve

### CAB

- Pressurized operator station with positive filtration
- Mirror package
- Sliding upper door window (left-hand cab door)
- Glass-breaking safety hammer
- Removable lower windshield with in cab storage bracket
- Coat hook
- Beverage holder
- Literature holder
- Radio with MP3 auxiliary audio port
- Two stereo speakers
- Storage shelf suitable for lunch or toolbox
- Color LCD display with warning, filter/fluid change, and working hour information
- Adjustable armrest
- Height adjustable joystick consoles
- Neutral lever (lock out) for all controls
- Travel control pedals with removable hand levers
- Capability of installing two additional pedals
- Two power outlets, 10 amp (total)
- Laminated glass front upper window and tempered other windows
- Seat, high-back air suspension with heater and cooling
- Sunscreen
- Windshield wiper with washer

### UNDERCARRIAGE

- Grease Lubricated Track GLT2, resin seal
- Towing eye on base frame
- Guard, heavy-duty bottom

### ELECTRICAL

- 115 amp alternator
- Circuit breaker
- Capability to electrically connect a beacon

### LIGHTS

- Boom light with time delay
- Cab lights with time delay
- Exterior lights integrated into storage box

### SECURITY

- Cat one key security system
- Door locks
- Cap locks on fuel and hydraulic tanks
- Lockable external tool/storage box
- Signaling/warning horn
- Secondary engine shutoff switch
- Openable skylight for emergency exit
- Rearview camera
- Machine Security System (MSS)

### TECHNOLOGY

- Product Link



## Optional Equipment

Optional equipment may vary. Consult your Cat dealer for details.

### ENGINE

- Starting kit, cold weather, -32° C
- Jump start receptacle
- Quick drains, engine and hydraulic oil

### HYDRAULIC SYSTEM

- Control pattern quick-changer, four way
- Additional circuit
- Boom and stick lines
- High-pressure line
- Medium-pressure line
- Tool control system

### CAB

- Air pre-filter

### UNDERCARRIAGE

- 600 mm triple grouser shoes
- 790 mm triple grouser shoes
- Guard, full length for long undercarriage
- Segmented (2 piece) track guiding guard

### COUNTERWEIGHT

- 4.0 mt
- 6.75 mt

### FRONT LINKAGE

- Bucket linkage, CB1 family without lifting eye
- Reach 5.9 m boom
- R2.95 m stick
- Super Long Reach 10.2 m boom
- SLR 7.85 m stick

For more complete information on Cat products, dealer services, and industry solutions, visit us on the web at [www.cat.com](http://www.cat.com)

AEHQ7855  
(Japan)

© 2016 Caterpillar  
All rights reserved

Materials and specifications are subject to change without notice. Featured machines in photos may include additional equipment. See your Cat dealer for available options.

CAT, CATERPILLAR, SAFETY.CAT.COM, their respective logos, "Caterpillar Yellow" and the "Power Edge" trade dress, as well as corporate and product identity used herein, are trademarks of Caterpillar and may not be used without permission.

VisionLink is a trademark of Trimble Navigation Limited, registered in the United States and in other countries.

Based on the Labor, Safety and Health Laws in Japan, employer of small construction equipment are required to provide specific training for all operators on machines with ship weight less than 3 metric ton. For machines greater than 3 metric ton, operator needs to obtain operator license certification from a Government approved registered training school.

