



K SERIES SMALL WHEEL LOADER PARTS REFERENCE GUIDE

BUILT FOR IT.™



PROTECT YOUR INVESTMENT WITH GENUINE CAT® PARTS


Thank you for selecting the Cat® K Series Small Wheel Loader.

This guide is designed to provide you with a quick reference for the parts and part numbers you need to keep your Cat Small Wheel Loader running at peak efficiency.

MAINTENANCE

Proactive preventative maintenance extends the life of your machine and protects your investment. Only Caterpillar knows Cat equipment's filtration and lubrication requirements and offers parts kits to match your machine's maintenance cycles.




SCHEDULED MAINTENANCE PARTS

	GREASES
	PLANNED MAINTENANCE KITS

REPLACEMENT PARTS

Proper maintenance minimizes the need for repair and replacement. In the event that replacement parts are required, the use of genuine Cat parts helps maximize machine performance and maintains high resale value.

WEAR PARTS

	COMMON GROUND ENGAGING TOOLS
	MIRRORS, LIGHTS AND FUSES
	CAB GLASS AND ACCESSORIES
	BATTERIES
	ENGINE PARTS
	QUICK DISCONNECTS

GREASES K Series

Previous Cat Product Name	STANDARD MAINTENANCE GREASES			GREASES FOR UNIQUE APPLICATIONS AND ENVIRONMENTS			
	Cat Ultra5 Moly #1	Cat Ultra5 Moly #2	Cat Advanced 3 Moly	Cat Arctic Platinum	Cat Desert Gold	Cat Multipurpose	Hammer Paste
Current Cat Product Name	Cat Extreme Application Grease 1	Cat Extreme Application Grease 2	Cat Prime Application Grease	Cat Extreme Application Grease - Arctic	Cat Extreme Application Grease - Desert	Cat Utility Grease	
Grade (NLGI)	1	2	2	0	2	2	2
Melting point (deg C)	260	260	260	230	280	260	230
Ambient Temperature (deg C)	-35 to +40	-30 to +50	-20 to +40	-35 to +40	-30 to +50	-30 to +40	-20 to +1100
Base Oil Type	Mineral	Mineral	Mineral	Semi-Synthetic	Mineral	Mineral	Mineral
Color	Dark Gray	Dark Gray	Dark Gray	Dark Gray	Dark Gray	Blue	Bronze
Cartridge (390 g / 14 oz)	452-5996	452-6001	452-6006	508-2184	452-6016	452-6011	130-6951 (standard) 317-8491 (autolube)
Plastic Pail (5 kg / 11 lb)	—	—	—	—	—	—	133-8807
Plastic Pail (16 kg / 35 lb)	452-5999	452-6004	452-6009	508-2187	452-6019	452-6014	—
Keg (55 kg / 120 lb)	452-5998	452-6003	452-6008	508-2186	452-6018	452-6013	—
Drum (180 kg / 400 lb)	452-5997	452-6002	452-6007	508-2185	452-6017	452-6012	—



PLANNED MAINTENANCE KITS

Small Wheel Loader		Every 500 Hours					Every 1,000 Hours				
		Engine Oil/Filter Change		Lubricate Machine	Fuel Filter Change		Alternator Air (if equipped)	Engine Air Filter		Cabin Air	
Sales Model	Serial Number Prefix	Filter Element	Oil Qty (L) DEO-ULS™	Prime Application Grease	Primary Element	Secondary Element	Foam Element	Primary Element	Secondary Element	Fresh Air Element	Recirculating Element
924K	PWR	462-1171	20	452-6006	479-4131	360-8960	364-8305	222-9020	222-9021	365-7606	353-5058
930K	RHN	462-1171	20	452-6006	479-4131	360-8960	364-8305	222-9020	222-9021	365-7606	353-5058
938K	SWL	462-1171	20	452-6006	479-4131	360-8960	364-8305	222-9020	222-9021	365-7606	353-5058



Small Wheel Loader		Every 1,500 Hours	Every 2,000 Hours											
		Engine Crankcase	Hydraulic Tank	Hydraulic Filter Change*			Transmission Oil Change			Front Differential Oil Change		Rear Differential Oil Change		Serpentine Belt
Sales Model	Serial Number Prefix	Breather Element	Breather	Filter Element	O-Ring	O-Ring	Filter Change	Oil Qty (L) TDTO	Seal	Oil Qty (L)	Additive	Oil Qty (L)	Additive	Belt
924K	PWR	352-6008	258-2829	348-1861	095-1671	6V-5048	144-6691	8.5	(2) 3K-0360	24 (L) TDTO	1U-9891	24 (L) TDTO	1U-9891	350-8742
930K	RHN	352-6008	258-2829	348-1861	095-1671	6V-5048	144-6691	8.5	(2) 3K-0360	27 (L) TDTO	1U-9891	27 (L) TDTO	1U-9891	350-8742
938K	SWL	352-6008	258-2829	348-1861	095-1671	6V-5048	144-6691	11	(2) 3K-0360	35 (L) MTO	–	35 (L) MTO	–	350-8742

Small Wheel Loader		Every 6,000 Hours			Every 12,000 Hours
		Cat Extended Life Coolant Extender		Hydraulic Oil Change	Cat Extended Life Coolant Change
Sales Model	Serial Number Prefix	Bottle (0.9 L)	Required Qty (L)	Hydo Advanced Qty (L)	Coolant Qty (L)
924K	PWR	119-5152	0.6	90	32
930K	RHN	119-5152	0.6	90	32
938K	SWL	119-5152	0.7	90	34

All maintenance requirements should be performed at the specified interval, even when it aligns with another maintenance cycle. At 12,000 hours, maintenance cycles from 6,000 hours, 2,000 hours, 1,500 hours, 1,000 hours and 500 hours should also be addressed.



COMMON GROUND ENGAGING TOOLS K Series

Tips	J250	Tips	J250
General Duty (Long)	1U-3252	Adapter (RH)	6I-9251
Penetration	9J-4259	8 x 3 inch Bolts	4F-4042 (QTY 2)
Heavy Abrasion	9N-4253	8 x 3.25 inch Bolts	4J-9058 (QTY 2)
Heavy Duty	9N-4252	8 x 3.75 inch Bolts	8J-2928 (QTY 12)
Wide	208-5254	Nuts (Full)	2J-3507 (QTY 4)
Sharp Corner	9W-8258	Nuts	8J-2933 (QTY 12)
Sharp Center	9W-8259	Set of 8 Bolt-on Adapters (Includes Hardware)	116-9713
Twin Sharp	135-8258	Set of 8 Long Tips (Does Not Include Hardware)	9W-8142
Short	1U-3251	Set of 8 Short Tips (Does not Include Hardware)	9W-8143
Pin	132-4763	Corner Guard (RH)*	253-0060
Retainer	149-5733	Corner Guard (LH)*	253-0061
Adapter (CTR)	1U-0257 (QTY 6)	Bolt	4F-4042
Adapter (LH)	6I-9250	Nut	2J-3507

*Not for Light Material Buckets

Cutting Edges	Bucket Width		
	2550mm / 8'4"	2750mm / 9'0"	3060mm / 10'0"
Standard 4 Piece Cutting Edge			
Standard	8E-4567* (QTY 2)	110-4711* (QTY 2)	1U-0593* (QTY 2)
End	4T-8091* (QTY 2)	4T-8091* (QTY 2)	233-1852* (Right) 233-1853* (Left)
4 Piece Bolt-On Edge (Includes Standard and End Edges)	8E-4566	345-2758	—
Standard 3 Piece Cutting Edge			
Standard (Center)	472-1464*	472-1467*	472-1470*
End	472-1463* (QTY 2)	472-1466* (QTY 2)	472-1469* (QTY 2)
4 Piece Bolt-On Edge (Includes Standard and End Edges)	472-1465	472-1468	472-1471
Segmented Cutting Edge (For use with Adapters and Tips)*			
Segmented	8E-4569 (QTY 7)	4T-6695 (QTY 7)	—
Abrasion Resistant Material (For use with Abrasive Materials)			
ARM (RH)	135-6728	123-9195	123-0336
ARM (LH)	135-6729	123-9196	123-0337
ARM (RH end)	9W-3481	9W-3481	9W-3477
ARM (LH end)	9W-3482	9W-3482	9W-3478
Hardware (For use with all Cutting Edges)			
Bolts	1J-5607 (QTY 10, 14 for Segmented)	1J-5607 (QTY 10, 14 for Segmented)	5P-8823 (QTY 12)
Nuts	2J-3507 (QTY 10, 14 for Segmented)	2J-3507 (QTY 10, 14 for Segmented)	3K-9770 (QTY 12)
Rubber Edge			
2 Piece Bolt-On Rubber Edge	251-5418	444-1522	398-6760

*These part numbers do not include hardware

MIRRORS, LIGHTS AND FUSES K Series

Description	Part Number	Quantity
Mirror (Heated)	351-9089	2
Mirror (Heated and Adjustable)	366-7806	2
Mirror (Interior)	275-5588	2

Lights	Part Number	Quantity
Lamp 12V (Dome)	259-1286	1
Dome Light Assembly (Standard)	107-6032	2
Dome Light Assembly (LED)	347-0794	2
Rear Bezel Light (Complete)	325-4471	2
Rear Bezel (Lamp Only)	351-9918	2
Flood Lamp Cab (Front and Rear)	339-3505	4
Flood Lamp Cab (Lamp Only)	351-9918	4
Flood Lamp Cab (HID Front Complete)	324-3740	2
Flood Lamp Cab (HID Front Lamp Only)	290-8160	2
Head Lamp (Right Complete)	344-3455	1
Head Lamp (Left Complete)	344-3456	1
Head Lamp Dipped (Right Complete)	344-3457	1
Head Lamp Dipped (Left Complete)	344-3458	1
Head Lamp Component (High/Low Beam Lamp Only)	9X-3465	2
Head Lamp Component (Flood Lamp Only)	130-3515	2
Head Lamp Component (Turn Signal Lamp Only)	242-0588	2
Head Lamp Component (Headlight Lens Only)	444-6523	2
Head Lamp Component (Turn Signal Left/Right Lens Only)	228-6052	2

Fuses	Part Number
10 amp Mini	113-8490
15 amp Mini	113-8491
20 amp Mini	113-8492
30 amp Mini	124-3548

CAB GLASS AND ACCESSORIES K Series

Description	Part Number
Wiper Blade (Front)	189-8610
Wiper Blade (Rear)	8Y-4615
Windshield (Top)	341-9901
Windshield (Bottom RH)	371-7926
Windshield (Bottom LH)	371-7925
Glass (LH Side)	341-9902
Door Glass (Lower)	341-9754
Door Window (Assembly)	341-9755
Door Window (Upper Fixed)	341-9793
Door Window (Upper Sliding)	341-9794
Door Window (Lower Fixed)	341-9795
Window Assembly (RH Side)	341-9725

Description	Part Number
Window Sliding (RH Side)	341-9731
Window Fixed (RH Side)	341-9730
Rear Glass	341-9903
Seat Belt (2"/3")	241-6149
Cab Grab Handle	341-9742
Washer Bottle Cover	491-7342
Decal for Cover	360-1858
Ladder Plate (LH)	339-6744
Ladder Plate (RH)	339-6749
Individual Ladder Steps	454-7800
Ladder Mounting Bracket	339-6745

BATTERIES K Series

Description	Part Number	Quantity
Standard	115-2422	2
Heavy Duty	115-2422	4



ENGINE PARTS K Series

Description	Part Number	Quantity
Engine Belt	350-8742	1
Alternator Assembly (115 amp)	385-1812	1
Alternator Assembly (150 amp)	272-1889	1
Fuel Injector Assembly	370-7282	6
Fuel Injection Pump Assembly	368-9041	1
Water Pump Assembly	397-5684	1
Starter Motor	354-5671	1
Turbocharger Group	465-2871	1
Thermostat – Engine Coolant with Integrated Gasket	497-3990	1
Thermostat – Plug Seal	367-8509	1

QUICK DISCONNECTS K Series

Description	Part Number
Quick Disconnect Coupling – Male	241-6189
Quick Disconnect Coupling – Female	241-6190
Conversion Kit to Twist to Connect	441-4005
Quick Disconnect Coupling – Male Twist to Connect	439-1589
Quick Disconnect Coupling – Female Twist to Connect	439-1588

BUILT FOR IT.™

AEXQ2070-03_NA_Europe_ANZP

July 2018

© 2018 Caterpillar. All Rights Reserved. CAT, CATERPILLAR, BUILT FOR IT, their respective logos, "Caterpillar Yellow," the "Power Edge" trade dress, as well as corporate and product identity used herein, are trademarks of Caterpillar and may not be used without permission.

