



M SERIES SMALL WHEEL LOADER PARTS REFERENCE GUIDE

SERIAL NUMBER PREFIX: LTE, W5L, F5K, HEY, J5K, KTG, J3R, P5K

LET'S DO THE WORK.™




» PROTECT YOUR INVESTMENT WITH GENUINE CAT® PARTS

Thank you for selecting the Cat® M Series Small Wheel Loader.

This guide is designed to provide you with a quick reference for the parts and part numbers you need to keep your Cat small wheel loader running at peak efficiency. Always read and understand the machine's Operation and Maintenance Manual prior to performing any type of maintenance.




MAINTENANCE

Proactive preventative maintenance extends the life of your machine and protects your investment. Only Caterpillar knows Cat equipment's filtration and lubrication requirements and offers parts kits to match your machine's maintenance cycles.

GREASES	
	PLANNED MAINTENANCE

REPLACEMENT PARTS

Proper maintenance minimizes the need for repair and replacement. In the event that replacement parts are required, the use of genuine Cat parts helps maximize machine performance and maintains high resale value.

WEAR PARTS	
	COMMON GROUND ENGAGING TOOLS
MINOR REPAIR PARTS	
	MIRRORS, LIGHTS AND FUSES
CAB GLASS AND ACCESSORIES	
OCCASIONAL REPAIR PARTS	
	BATTERIES
ENGINE PARTS	
QUICK DISCONNECTS	

GREASES

	STANDARD MAINTENANCE GREASES		
Previous Cat Product Name	Cat Ultra5 Moly #1	Cat Ultra5 Moly #2	Cat Advanced 3 Moly
Current Cat Product Name	Cat Extreme Application Grease 1	Cat Extreme Application Grease 2	Cat Prime Application Grease
Grade (NLGI)	1	2	2
Melting Point C° (F°)	260 (500)	260 (500)	260 (500)
Ambient Temperature C° (F°)	-35 to +40 (-31 to +104)	30 to +50 (-22 to +122)	-20 to +40 (-4 to +104)
Base Oil Type	Mineral	Mineral	Mineral
Color	Dark Grey	Dark Grey	Dark Grey
Cartridge (390 g / 14 oz)	452-5996	452-6001	452-6006
Plastic Pail (5 kg / 11 lb)	-	-	-
Plastic Pail (16 kg / 35 lb)	452-5999	452-6004	452-6009
Keg (55 kg / 120 lb)	452-5998	452-6003	452-6008
Drum (180 kg / 400 lb)	452-5997	452-6002	452-6007



GREASES FOR UNIQUE APPLICATIONS AND ENVIRONMENTS			
Cat Arctic Platinum	Cat Desert Gold	Cat Multipurpose	Hammer Paste
Cat Extreme Application Grease - Arctic	Cat Extreme Application Grease - Desert	Cat Utility Grease	
0	2	2	2
230 (446)	280 (536)	260 (500)	230 (446)
-35 to +40 (-31 to +104)	30 to +50 (-22 to +122)	-30 to +40 (-22 to +104)	-20 to +1100 (-4 to +2012)
Semi-Synthetic	Mineral	Mineral	Mineral
Dark Grey	Dark Grey	Blue	Bronze
508-2184	452-6016	452-6011	130-6951 (standard) 317-8491 (autolube)
-	-	-	133-8807
508-2187	452-6019	452-6014	-
508-2186	452-6018	452-6013	-
508-2185	452-6017	452-6012	-



PLANNED MAINTENANCE

Small Wheel Loader		Initial 500 Hours		Every 500 Hours				Every 1,000 Hours				Every 1,500 Hours		
		Engine Oil/Filter Change*		Lubricate Machine	Fuel Filter Change		Alternator Air (if equipped)	Engine Oil/Filter Change*		Engine Air Filter		Cabin Air		Engine Crankcase
Sales Model	Serial Number Prefix	Filter Element	Oil Quantity - Gallons (L) DEO-ULS™	Prime Application Grease	Primary Element	Secondary Element	Foam Element	Filter Element	Oil Quantity - Gallons (L) DEO-ULS™	Primary Element	Secondary Element	Fresh Air Element	Recirculating Element	Breather Element
926M	LTE, W5L	462-1171	5.1 (19.5)	452-6006	479-4131	360-8960	364-8305	462-1171	5.1 (19.5)	222-9020	222-9021	365-7606	353-5058	339-1048
930M	F5K, HEY, J5K, KTG	462-1171	5.1 (19.5)	452-6006	479-4131	360-8960	364-8305	462-1171	5.1 (19.5)	222-9020	222-9021	365-7606	353-5058	339-1048
938M	J3R, P5K	462-1171	5.1 (19.5)	452-6006	479-4131	360-8960	364-8305	462-1171	5.1 (19.5)	222-9020	222-9021	365-7606	353-5058	339-1048

*The Engine Oil and Filter change may be extended to 1000 hour interval, as long as S-O-S sampling is completed every 250 hours and Cat® brand engine oil and engine filters are utilized. If oil sampling is not performed, then reduce oil and filter change interval to every 500 hours.

Small Wheel Loader		Every 2,000 Hours						Every 3,000 Hours			Every 5,000 Hours		Every 6,000 Hours		Every 10,000 Hours	Every 12,000 Hours				
		Hydraulic Tank	Hydraulic Filter Change		Front Differential Oil Change		Rear Differential Oil Change		Serpentine Belt	Transmission Oil Change		Diesel Exhaust Filter (DEF)	DEF Injector	Cat Extended Life Coolant Extender	Hydraulic Oil Change**	DEF Manifold Filter	Cat Extended Life Coolant Change			
Sales Model	Serial Number Prefix	Breather	Filter Element	O-Ring	O-Ring	Oil Quantity - Gallons (L)	Additive	Oil Quantity - Gallons (L)	Additive	Belt	Filter Change	Oil Quantity - Gallons (L)	Seal	Filter Element	Injector	Extender	Required Quantity - Quart (L)	Hydo Advanced Quantity - Gallons (L)	Filter Element	Coolant Quantity - Gallons (L)
926M	LTE, W5L	258-2829	421-5481	4F-4097 (Quantity 2)	8C-3082	6.3 (24)* TDTO	1U-9891	6.3 (24)* TDTO	1U-9891	350-8742	144-6691	2.2 (8.5)	3K-0360 (Quantity 2)	378-3187	460-9257 (LTE) 529-7539 (W5L)	119-5152	0.6 (0.6)	23.8 (90)	425-0385 (LTE) 584-8135 (W5L)	8.5 (32)
930M	F5K, HEY, J5K, KTG	258-2829	421-5481	4F-4097 (Quantity 2)	8C-3082	7.1 (27)* TDTO	1U-9891	7.1 (27)* TDTO	1U-9891	350-8742	144-6691	2.2 (8.5)	3K-0360 (Quantity 2)	378-3187	460-9257 (KTG, HEY) 529-7539 (F5K, J5K)	119-5152	0.6 (0.6)	23.8 (90)	425-0385 (HEY, KTG) 584-8135 (J5K, F5K)	8.5 (32)
938M	J3R, P5K	258-2829	421-5481	4F-4097 (Quantity 2)	8C-3082	9.2 (35) MTO	-	9.2 (35) MTO	-	350-8742	144-6691	2.9 (11)	3K-0360 (Quantity 2)	378-3187	460-9257 (J3R) 529-7539 (P5K)	119-5152	0.7 (0.7)	23.8 (90)	425-0385 (J3R) 584-8135 (P5K)	9 (34)

All maintenance requirements should be performed at the specified intervals, even when it aligns with another maintenance cycle. At 12,000 hours, maintenance cycles from 6,000 hours, 2,000 hours, 1,500 hours, 1,000 hours and 500 hours should also be addressed.

*Allow 0.53 Quart (0.5 L) for the addition of 1U-9891 Axle Oil Additive

**Consult your Operation and Maintenance Manual. Change interval of every 6,000 hours is only applicable if Cat recommended Fluid, Filter and SOS oil analysis is used and followed.



COMMON GROUND ENGAGING TOOLS M Series

Tips	J250	Tips	J250
General Duty (Long)	1U-3252	Adapter (Right)	6I-9251
Penetration	9J-4259	Bolts (8 x 3 inch)	4F-4042 (Quantity 2)
Heavy Abrasion	9N-4253	Bolts (8 x 3.25 inch)	4J-9058 (Quantity 2)
Heavy Duty	9N-4252	Bolts (8 x 3.75 inch)	8J-2928 (Quantity 12)
Wide	208-5254	Nuts (Full)	2J-3507 (Quantity 4)
Sharp Corner	9W-8258	Nuts	8J-2933 (Quantity 12)
Sharp Center	9W-8259	Set of 8 Bolt-on Adapters (Includes Hardware)	116-9713
Twin Sharp	135-8258	Set of 8 Long Tips (Does Not Include Hardware)	9W-8142
Short	1U-3251	Set of 8 Short Tips (Does Not Include Hardware)	9W-8143
Pin	132-4763	Corner Guard (Right)	253-0060
Retainer	149-5733	Corner Guard (Left)	253-0061
Adapter (Center)	1U-0257 (Quantity 6)	Bolt	4F-4042
Adapter (Left)	6I-9250	Nut	2J-3507

Cutting Edges	Bucket Width		
	2550mm / 8'4"	2750mm / 9'0"	3060mm / 10'0"
Standard 4 Piece Cutting Edge			
Standard	8E-4567* (Quantity 2)	110-4711* (Quantity 2)	1U-0593* (Quantity 2)
End	4T-8091* (Quantity 2)	4T-8091* (Quantity 2)	233-1852* (Right) 233-1853* (Left)
4 Piece Bolt-On Edge (Includes Standard and End Edges)	8E-4566	345-2758	–
Standard 3 Piece Cutting Edge			
Standard (Center)	472-1464*	472-1467*	472-1470*
End	472-1463* (Quantity 2)	472-1466* (Quantity 2)	472-1469* (Quantity 2)
4 Piece Bolt-On Edge (Includes Standard and End Edges)	472-1465	472-1468	472-1471
Segmented Cutting Edge (For use with Adapters and Tips)*			
Segmented	8E-4569 (Quantity 7)	4T-6695 (Quantity 7)	–
Abrasion Resistant Material (ARM) (For use with Abrasive Materials)			
ARM (Right)	135-6728	123-9195	123-0336
ARM (Left)	135-6729	123-9196	123-0337
ARM (Right end)	9W-3481	9W-3481	9W-3477
ARM (Left end)	9W-3482	9W-3482	9W-3478
Hardware (For use with all Cutting Edges)			
Bolts	1J-5607 (Quantity 10, 14 for Segmented)	1J-5607 (Quantity 10, 14 for Segmented)	5P-8823 (Quantity 12)
Nuts	2J-3507 (Quantity 10, 14 for Segmented)	2J-3507 (Quantity 10, 14 for Segmented)	3K-9770 (Quantity 12)
Rubber Edge			
2 Piece Bolt-On Rubber Edge	251-5418	444-1522	398-6760

*These part numbers do not include hardware

MIRRORS, LIGHTS AND FUSES M Series

Mirrors	Part Number	Quantity
Mirror (Heated)	423-7209	2
Mirror (Heated and Adjustable)	423-7214	2
Mirror (Interior)	275-5588	2

Lights	Part Number	Quantity
Lamp 12V (Dome)	259-1286	1
Dome Light Assembly (Standard)	107-6032	2
Dome Light Assembly (LED)	347-0794	2
Rear Bezel Light (Complete)	325-4471	2
Rear Bezel (Lamp Only)	351-9918	2
Flood Lamp Cab (Front and Rear)	339-3505	4
Flood Lamp Cab (Lamp Only)	351-9918	4
Flood Lamp Cab (HID Front Complete)	324-3740	2
Flood Lamp Cab (HID Front Lamp Only)	290-8160	2
Auxiliary Work Light (Front LED)	424-5603	2
Auxiliary Work Light (Rear LED)	426-5380	2
Head Lamp (Right Complete)	344-3455	1
Head Lamp (Left Complete)	344-3456	1
Head Lamp Dipped (Right Complete)	344-3457	1
Head Lamp Dipped (Left Complete)	344-3458	1
Head Lamp Component (High/Low Beam Lamp Only)	9X-3465	2
Head Lamp Component (Flood Lamp Only)	130-3515	2
Head Lamp Component (Turn Signal Lamp Only)	242-0588	2
Head Lamp Component (Headlight Lens Only)	444-6523	2
Head Lamp Component (Turn Signal Left/Right Lens Only)	228-6052	2

Fuses	Part Number
10 amp Mini	113-8490
15 amp Mini	113-8491
20 amp Mini	113-8492
30 amp Mini	124-3548


CAB GLASS AND ACCESSORIES M Series

Description	Part Number
Wiper Blade (Front)	189-8610
Wiper Blade (Rear)	8Y-4615
Windshield (Top)	341-9901
Windshield (Bottom Right)	371-7926
Windshield (Bottom Left)	371-7925
Glass (Left)	341-9902
Door Glass (Lower)	341-9754
Door Window (Assembly)	341-9755
Door Window (Upper Fixed)	341-9793
Door Window (Upper Sliding)	341-9794
Door Window (Lower Fixed)	341-9795
Window Assembly (Right)	341-9725

Description	Part Number
Window Sliding (Right)	341-9731
Window Fixed (Right)	341-9730
Rear Glass	341-9903
Seat Belt (2")	241-6149
Cab Grab Handle	341-9742
Washer Bottle Cover	491-7342
Decal for Cover	360-1858
Ladder Plate (Left)	339-6744
Ladder Plate (Right)	339-6749
Individual Ladder Steps	454-7800
Ladder Mounting Bracket	339-6745

BATTERIES M Series

Description	Part Number	Quantity
Standard	115-2422	2
Heavy Duty		4



ENGINE PARTS M Series

Sales Model	Serial Number Prefix	Description	Part Number	Quantity
All	All	Engine Belt	350-8742	1
All	All	Alternator (115 amp)	344-5081	1
All	All	Alternator (150 amp)	272-1889	1
All	All	Fuel Injector	370-7282	6
All	All	Fuel Injection Pump	368-9041	1
All	All	Water Pump	397-5684	1
All	All	Starter Motor	354-5671	1
926M	LTE	Turbocharger	465-2871	1
930M	HEY, KTG			
938M	J3R			
926M	W5L		556-7933	
930M	F5K, J5K			
938M	P5K			
All	All	Thermostat (with gasket)	497-3990	1
All	All	Thermostat Plug Seal	367-8509	1

QUICK DISCONNECTS M Series

Description	Part Number
Quick Disconnect Coupling – Male Twist to Connect	439-1589
Quick Disconnect Coupling – Female Twist to Connect	439-1588

LET'S DO THE WORK.™

AEXQ2071-04
(N Am, Europe, ANZP)
April 2022

© 2022 Caterpillar. All Rights Reserved. CAT, CATERPILLAR, LET'S DO THE WORK, their respective logos, "Caterpillar Corporate Corporate Yellow", the "Power Edge" and Cat "Modern Hex" trade dress as well as corporate and product identity used herein, are trademarks of Caterpillar and may not be used without permission.

