

226D

Skid Steer Loader

259D

Compact Track Loader



The machines featured in photos may vary from domestic specification.

	226D		259D	
	Small-Sized Special Motor Vehicles Specification	Large-Sized Special Motor Vehicles Specification	Small-Sized Special Motor Vehicles Specification	Large-Sized Special Motor Vehicles Specification
Operating Weight	2670 kg	2720 kg	4020 kg	4070 kg
Bucket Capacity	0.36 m ³	0.40 m ³	0.36 m ³	0.40 m ³
Engine Rated Power	49.6 kW (66.5 PS)	49.6 kW (66.5 PS)	55.1 kW (73.9 PS)	55.1 kW (73.9 PS)



オフロード法2014年
基準適合



国土交通省指定
低騒音型建設機械

226D/259D Features

Industry Leading Cab

One piece, modular design provides a premium sealed and pressurized cab for a cleaner and quieter operating environment with excellent all around visibility. (Open cab is standard.)

Superior Power

High performance power train provides maximum performance with features such as Electronic Torque Management system and an electronic hand/foot throttle with decel pedal capability.

Powerful Hydraulics

High flow hydraulic system available for applications that demand maximum hydraulic work tool performance.

Outstanding Performance

Cat® Intelligent Leveling (ILEV) system enables industry leading features such as dual direction electronic self level, return-to-dig and work tool positioner.

Versatility

Do more with one machine with the broad range of performance matched Cat Work Tools, built to get the most out of your machine.

Contents

Operator Station.....4

Power Train.....6

Lift Linkages.....6

Performance.....7

Attachments.....8

Serviceability.....9

Customer Support.....9

Specifications.....10

Standard Equipment.....14

Optional Equipment.....15





The machines featured in photos may vary from domestic specification.

Experience the difference of a Cat Skid Steer Loader or Compact Track Loader. Spacious operator station features ergonomic joystick controls, ample leg room and an available high back, heated, air suspension seat to keep you comfortable all day long. Built for outstanding performance, comfort and versatility, the Cat D Series Skid Steer Loaders and Compact Track Loaders help you get more done to improve your bottom line.

Operator Station

Safe. Comfortable. Efficient.




Base Display

The standard control monitor provides a single-code security to help prevent theft and unwanted operation.

Best Seat on the Job Site

High back, heated, air suspension seat available (option) in both cloth and vinyl.





Superior Comfort

The Cat D Series sets a new standard in operator comfort. The wide, spacious interior and uncluttered floor helps you work comfortably and productively all day long. Features include:

- One piece, modular design provides a premium sealed and pressurized cab for cleaner and quieter working environment (option)
- High back, heated, air suspension seat with seat-mounted joystick controls for added comfort (option)
- Clear sight lines provide excellent visibility
- Air conditioner and heater for greater comfort in all climates (option)
- Ample leg room

Advanced Display Panel

The optional Advanced Display lets you customize your machine performance to your needs by offering the ultimate in operator control features and functionality. This easy to read 127 mm (5 in) LCD display puts machine information at your fingertips. It provides on screen adjustments to working parameters and preferences such as implement response adjustment, drive response adjustment, creep setting, ride control activation speed, top speed limit setting, language, background color and gauge display style. All parameters can be customized and retained for each individual operator's code. It also provides:

- Security system to prevent unauthorized machine usage
- Capability to program up to 50 operator codes to store and recall each operator's preferences and working parameters, allowing the machine to be tailored to experience level and application
- Integrated rearview camera for enhanced job site visibility (option)





226D Radial Lift Linkage



259D Vertical Lift Linkage

Lift Linkages

Two types of lift designs.

Radial Lift

The 226D features the radial lift design which delivers excellent digging performance and superior mid-lift reach.

Vertical Lift

The 259D features the vertical lift design which provides extended reach and lift height for material handling or quick and easy truck loading.

Power Train

Aggressive performance.

Cat Engine

The electronically controlled Cat C2.2 and C3.3B engines provide high horsepower and torque. These rugged, reliable engines meet Japan 2014 (Tier 4 Final) emission standards.

Cat Intelligent Leveling (ILEV) System

The exclusive Cat Intelligent Leveling System takes machine performance to a new level and provides industry leading features such as:

- Electronic Dual Self Leveling that allows the operator to automatically maintain a level load whether lifting or lowering
- Electronic snubbing that automatically cushions the descent of the lift arms, slowing the downward motion just before the arms reach their stops
- Return-to-dig which allows the operator to pre-set the digging angle of the bucket and then automatically lowers the lift arms and recalls the bucket angle (option)
- Work Tool Positioner which allows the angle of the work tool (bucket, box rake, cold planer, forks, trencher, etc.) to be pre-set and then automatically recalled if the machine is repositioned, increasing productivity (option)

Electronic Throttle

An electronic dial-type throttle lets you set precise RPM setting. When the dial is in the high-idle position, the foot throttle functions as a decelerator pedal. This gives you greater control, allowing you to quickly adjust the travel speed during precise maneuvers or to regulate engine speed when using hydro-mechanical work tools. The throttle-smoothing feature monitors the accelerator pedal's movement under the operator's foot when traveling over rough terrain and adjusts to provide a steadier, more even travel speed.





Performance

Solutions for a wide range of applications.

High Performance Hydraulic System

Maximum power and reliability are built into the Cat hydraulic system to help you get the job done faster. The hydraulic system features outstanding lift and breakout forces. The standard demand fan provides improved fuel efficiency and increased rated power.

High Flow Hydraulic System (option)

High Flow hydraulic system is available for applications that demand maximum work tool performance.

Two Speed

Increase your productivity with the standard Two Speed.

Ride Control (option)

The optional Speed Sensitive Ride Control system delivers a smoother ride on uneven terrain for superior comfort, higher speed operation and better material retention.



Attachments

Do more jobs with one machine using Cat Work Tools.

The Right Tool for the Job

Designed and built for optimum performance and durability, Cat Work Tools deliver high productivity in a variety of applications to maximize versatility:

- Augers
- Backhoes
- Blades (angle, dozer)
- Buckets (general purpose, high capacity, dirt, utility, light material, multi purpose, industrial grapple, utility grapple)
- Brooms (angle, pickup, utility)
- Brushcutters
- Cold Planers
- Forks (pallet, industrial grapple, utility grapple, utility)
- Hydraulic Breakers
- Landscape Tillers
- Landscape Rakes
- Mulchers
- Power Box Rakes
- Stump Grinders
- Trenchers
- Vibratory Compactors
- Wheel Saws

Quick Couplers

Work tools can be changed quickly and easily with the quick coupler system on the Cat Skid Steer Loader and Compact Track Loader. The standard quick coupler features manual engagement and disengagement of work tools using two handles. The optional electric quick coupler allows the operator to quickly change tools without leaving the cab.



Trencher



Utility Broom



Cold Planer



Brushcutter


Serviceability

Easy access and easy maintenance.

Minimize Your Downtime

Convenient service features make maintenance easy, reducing your downtime:

- Unmatched ground level access to all routine service points
- Wide opening rear door for easy access to both sides of the engine
- Electric priming pump with automatic air bleed for the fuel system eliminates the need to pre-fill filters with fuel, reducing the risk of contaminants
- Cat Product Link™ system provides remote reporting of machine location and operating system parameters (optional)



Customer Support

Unmatched support makes the difference.



Renowned Dealer Support

From helping you choose the right machine to knowledgeable ongoing support, Cat dealers provide the best in sales and service.

- Preventive maintenance programs and guaranteed maintenance contracts
- Best-in-class parts availability
- Operator training to help boost your profits
- Genuine Cat Remanufactured parts

226D Skid Steer Loader Specifications

Engine

Engine Model	Cat C2.2 (turbo)
Rated Power	49.6 kW (66.5 PS)
Rated Speed	2,800 min ⁻¹ (rpm)
Displacement	2.2 L
Stroke	100 mm
Bore	84 mm

Weights

Operating Weight – Canopy (Open Cab)	
Small-Sized Special Motor Vehicles Specification	2670 kg
Large-Sized Special Motor Vehicles Specification	2720 kg
Operating Weight – Cab (A/C)	
Small-Sized Special Motor Vehicles Specification	2770 kg
Large-Sized Special Motor Vehicles Specification	2820 kg

Bucket

Bucket Capacity	
Small-Sized Special Motor Vehicles Specification	0.36 m ³
Large-Sized Special Motor Vehicles Specification	0.40 m ³
Bucket Width	
Small-Sized Special Motor Vehicles Specification	1590 mm
Large-Sized Special Motor Vehicles Specification	1740 mm

Power Train

Travel Speed (High/Low)	
Small-Sized Special Motor Vehicles Specification	14.0 km/h/12.3 km/h
Large-Sized Special Motor Vehicles Specification	17.8 km/h/12.3 km/h

Load

Operating Load – Canopy (Open Cab)	
Small-Sized Special Motor Vehicles Specification	660 kg
Large-Sized Special Motor Vehicles Specification	630 kg
Operating Load – Cab (A/C)	
Small-Sized Special Motor Vehicles Specification	680 kg
Large-Sized Special Motor Vehicles Specification	660 kg

Hydraulic System

Hydraulic Flow – Standard	
Loader Hydraulic Pressure	23 000 kPa
Loader Hydraulic Flow	69 L/min
Hydraulic Flow – High Flow	
Maximum Loader Hydraulic Pressure	23 000 kPa
Maximum Loader Hydraulic Flow	99 L/min

Cab/Canopy

ROPS	ISO 3471:2008
FOPS	ISO 3449:2005 Level I

Service Refill Capacities

Chain Box, each side	7 L
Cooling System	12 L
Engine Crankcase	10 L
Fuel Tank	57 L
Hydraulic System	45 L
Hydraulic Tank	34 L

259D Compact Track Loader Specifications

Engine

Engine Model	Cat C3.3B DIT (turbo)
Rated Power	55.1 kW (73.9 PS)
Rated Speed	2,400 min ⁻¹ (rpm)
Displacement	3.3 L
Stroke	120 mm
Bore	94 mm

Weights

Operating Weight – Canopy (Open Cab)	
Small-Sized Special Motor Vehicles Specification	4020 kg
Large-Sized Special Motor Vehicles Specification	4070 kg
Operating Weight – Cab (A/C)	
Small-Sized Special Motor Vehicles Specification	4120 kg
Large-Sized Special Motor Vehicles Specification	4170 kg

Bucket

Bucket Capacity	
Small-Sized Special Motor Vehicles Specification	0.36 m ³
Large-Sized Special Motor Vehicles Specification	0.40 m ³
Bucket Width	
Small-Sized Special Motor Vehicles Specification	1590 mm
Large-Sized Special Motor Vehicles Specification	1740 mm

Power Train

Travel Speed (High/Low)	13.7 km/h/9.5 km/h
-------------------------	--------------------

Load

Operating Load – Canopy (Open Cab)	
Small-Sized Special Motor Vehicles Specification	880 kg
Large-Sized Special Motor Vehicles Specification	860 kg
Operating Load – Cab (A/C)	
Small-Sized Special Motor Vehicles Specification	900 kg
Large-Sized Special Motor Vehicles Specification	880 kg
Ground Pressure – Canopy (Open Cab)	
Small-Sized Special Motor Vehicles Specification	41.1 kPa
Large-Sized Special Motor Vehicles Specification	41.6 kPa
Ground Pressure – Cab (A/C)	
Small-Sized Special Motor Vehicles Specification	42.1 kPa
Large-Sized Special Motor Vehicles Specification	42.6 kPa

Hydraulic System

Hydraulic Flow – Standard	
Loader Hydraulic Pressure	23 000 kPa
Loader Hydraulic Flow	76 L/min
Hydraulic Flow – High Flow	
Maximum Loader Hydraulic Pressure	23 000 kPa
Maximum Loader Hydraulic Flow	112 L/min

Cab/Canopy

ROPS	ISO 3471:2008
FOPS	ISO 3449:2005 Level I

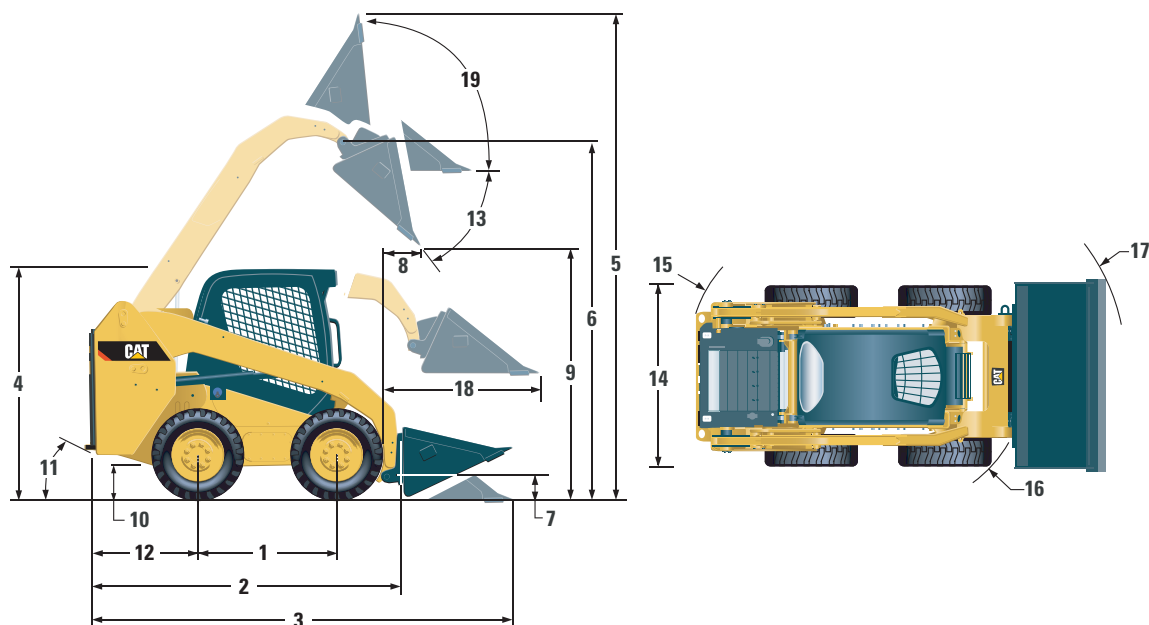
Service Refill Capacities

Cooling System	14 L
Engine Crankcase	11 L
Fuel Tank	105 L
Hydraulic System	50 L
Hydraulic Tank	39 L

226D Skid Steer Loader Specifications

Dimensions*

All dimensions are approximate.



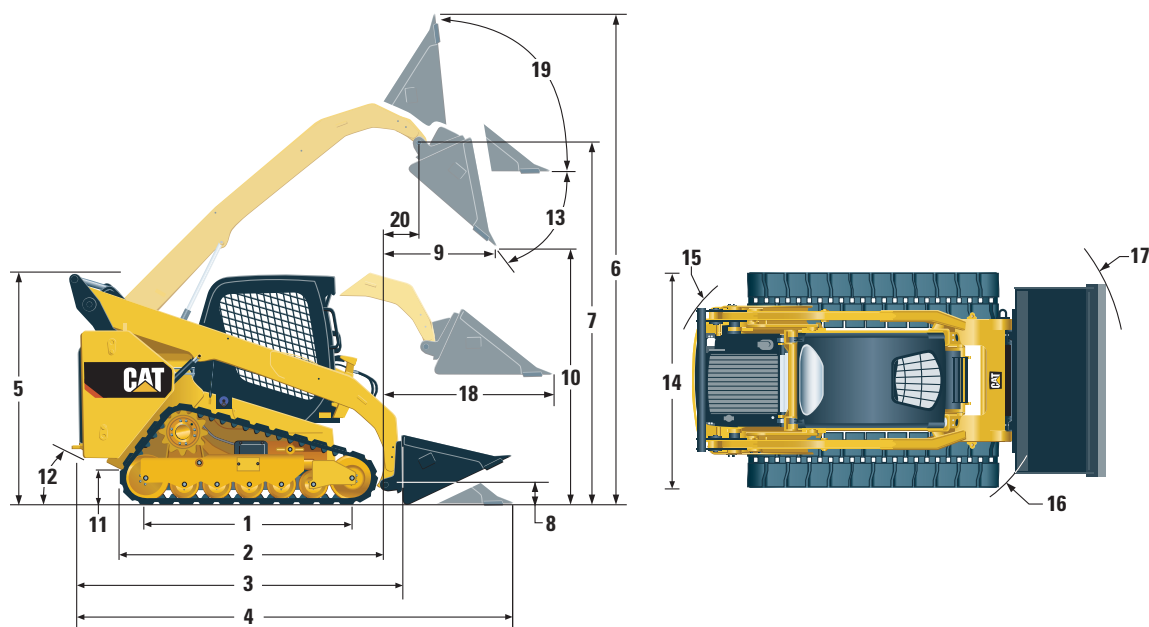
	226D	
	Small-Sized Special Motor Vehicles Specification	Large-Sized Special Motor Vehicles Specification
1 Wheelbase	1055 mm	1055 mm
2 Length without Bucket	2530 mm	2530 mm
3 Length with Bucket on Ground	3320 mm	3320 mm
4 Height to Top of Cab	2040 mm	2040 mm
5 Maximum Overall Height	3735 mm	3730 mm
6 Bucket Pin Height at Maximum Lift	2820 mm	2815 mm
7 Bucket Pin Height at Carry Position	210 mm	210 mm
8 Dumping Reach (Bucket: 45°)	615 mm	620 mm
9 Dumping Clearance (Bucket: 45°)	2025 mm	2025 mm
10 Ground Clearance	175 mm	175 mm
11 Departure Angle	28°	28°
12 Bumper Overhang behind Rear Axle	895 mm	895 mm
13 Maximum Dump Angle	47°	47°
14 Vehicle Width over Tires	1455 mm	1455 mm
15 Turning Radius from Center – Machine Rear	1515 mm	1515 mm
16 Turning Radius from Center – Coupler	1105 mm	1105 mm
17 Turning Radius from Center – Bucket	2055 mm	2085 mm
18 Maximum Reach with Arms Parallel to Ground	1370 mm	1370 mm
19 Rack Back Angle at Maximum Height	89°	89°

*Small-Sized Special Motor Vehicles Specification: 0.36 m³, 1590 mm width General Purpose Bucket
 Large-Sized Special Motor Vehicles Specification: 0.40 m³, 1740 mm width General Purpose Bucket

259D Compact Track Loader Specifications

Dimensions*

All dimensions are approximate.



	259D	
	Small-Sized Special Motor Vehicles Specification	Large-Sized Special Motor Vehicles Specification
1 Length of Track on Ground	1500 mm	1500 mm
2 Overall Length of Track	2000 mm	2000 mm
3 Length without Bucket	2770 mm	2770 mm
4 Length with Bucket on Ground	3565 mm	3565 mm
5 Height to Top of Cab	2110 mm	2110 mm
6 Maximum Overall Height	3995 mm	3995 mm
7 Bucket Pin Height at Maximum Lift	3075 mm	3075 mm
8 Bucket Pin Height at Carry Position	200 mm	200 mm
9 Dumping Reach (Bucket: 45°)	750 mm	750 mm
10 Dumping Clearance (Bucket: 45°)	2265 mm	2265 mm
11 Ground Clearance	225 mm	225 mm
12 Departure Angle	35°	35°
13 Maximum Dump Angle	52°	52°
14 Vehicle Width (320 mm/12.6 in tracks)	1675 mm	1675 mm
Vehicle Width (400 mm/15.7 in tracks)	1755 mm	1755 mm
15 Turning Radius from Center – Machine Rear	1575 mm	1575 mm
16 Turning Radius from Center – Coupler	1390 mm	1390 mm
17 Turning Radius from Center – Bucket	2225 mm	2225 mm
18 Maximum Reach with Arms Parallel to Ground	1385 mm	1385 mm
19 Rack Back Angle at Maximum Height	87°	87°
20 Bucket Pin Reach at Maximum Lift	240 mm	240 mm

*Small-Sized Special Motor Vehicles Specification: 0.36 m³, 1590 mm width General Purpose Bucket
Large-Sized Special Motor Vehicles Specification: 0.40 m³, 1740 mm width General Purpose Bucket

226D/259D Standard Equipment

Standard Equipment

Standard equipment may vary. Consult your Cat dealer for details.

ELECTRICAL

- 12 volt Electrical System
- 80 ampere Alternator
- Ignition Key Start/Stop Switch
- Lights: Gauge Backlighting, Two Rear Tail Lights, Two Rear Halogen Working Lights, Two Adjustable Front Halogen Lights, Dome Light
- Product Link PL240
- Backup Alarm
- Heavy Duty Battery, 880 CCA

OPERATOR ENVIRONMENT

- Gauges: Fuel Level, Hour Meter
- Operator Warning System Indicators: Air Filter Restriction, Alternator Output, Armrest Raised/Operator Out of Seat, Engine Coolant Temperature, Engine Oil Pressure, Glow Plug Activation, Hydraulic Filter Restriction, Hydraulic Oil Temperature, Park Brake Engaged, Engine Emission System
- ROPS/FOPS Canopy (Open Cab)
- Suspension Vinyl Seat
- Seat Belt, 50 mm
- Fold In Ergonomic Contoured Armrest
- Control Interlock System, when operator leaves seat or armrest raised: Hydraulic System Disables, Hydrostatic Transmission Disables, Parking Brake Engages
- Top and Rear Windows
- Floor Mat
- Interior Rearview Mirror
- 12 volt Electric Socket
- Horn
- Hand (Dial) Throttle, Electronic
- Adjustable Joystick Controls
- Anti-theft Security System with six-button Keypad
- Storage Compartment with Netting

POWER TRAIN

- Cat C2.2, Turbo Diesel Engine (226D)
- Cat C3.3B, Turbo Diesel Engine (259D)
- Air Cleaner, Double Element, Radial Seal
- S-O-SSM Sampling Valve, Hydraulic Oil
- Filters, Cartridge-type, Hydraulic
- Filters, Cartridge-type, Fuel and Water Separator
- Radiator/Hydraulic Oil Cooler (side-by-side)
- Spring Applied, Hydraulically Released Parking Brakes
- Hydrostatic Transmission
- Four Wheel Chain Drive (226D)

BUCKET

- General Purpose Bucket – 0.36 m³, 1590 mm width (Small-Sized Special Motor Vehicles Specification)
- General Purpose Bucket – 0.40 m³, 1740 mm width (Large-Sized Special Motor Vehicles Specification)

TIRES (226D)

- 10×16.5 8PR Tire

TRACKS (259D)

- 320 mm width Track

EQUIPMENT FOR SMALL-SIZED SPECIAL MOTOR VEHICLES SPECIFICATION AND LARGE-SIZED SPECIAL MOTOR VEHICLES SPECIFICATION

- Front Mirrors
- Front Lights
- Rear Lights
- Plate Mounting Number Plate

OTHER


- Engine Enclosure, Lockable
- Extended Life Antifreeze, –36° C
- Machine Tie Down Points (4)
- Support, Lift Arm
- Standard Flow
- Auxiliary Hydraulics Control (ON/OFF)
- Dual Direction Electronic Self Level (Raise and Lower)
- Coupler, Mechanical
- Hydraulic Oil Level Sight Gauge
- Radiator Coolant Level Sight Gauge
- Radiator, Expansion Bottle
- Cat ToughGuardTM Hose
- Heavy Duty, Flat Faced Quick Disconnects with Integrated Pressure Release
- Split D-Ring to Route Work Tool Hoses Along Side of Left Lift Arm
- Variable Speed Demand Fan



226D



259D



Optional Equipment

Optional equipment may vary. Consult your Cat dealer for details.

- External Counterweights
 - 226D: 40 kg × 2
 - 259D: 35 kg × 4
- Beacon, Rotating
- Engine Block Heater – 120V
- Oil, Hydraulic, Cold Operation
- ROPS/FOPS Cab with Heater
- ROPS/FOPS Cab with A/C
- Cab Door (Glass)
- Cab Door (Polycarbonate)
- Top Guard (FOPS Level II) (Post-Fitting Kit)
- Single Point Lift (Post-Fitting Kit)
- Air Suspension Vinyl Seat with Heater
- Air Suspension Cloth Seat with Heater
- Seat Belt (76 mm width)
- Ride Control
- Product Link (PL641)
- Disconnect Switch
- Advanced Display: Full Color, 127 mm (5 in) LCD screen, Advanced Multi-operator Security System, On-screen Adjustments for Implement Response, Hystat Response, and Creep Control; Rearview Camera Ready
- Advanced Display: Rearview Camera Included
- High Flow
- Auxiliary Hydraulics Control (Proportional)
- Electric Harness for Work Tool
- Work Tool Return to Dig and Work Tool Positioner
- AM/FM Radio, USB, Bluetooth
- Coupler, Electric
- Precleaner (Post-Fitting Kit)
- Tank, Water (Post-Fitting Kit)
- Tires (226D)
 - Vehicle Width: 1455 mm
 - 10×16.5 Solid Tire
 - 10×16.5 10PR Tire
 - 10×16.5 6PR Tire
 - Vehicle Width: 1680 mm
 - 10×16.5 Solid Tire
 - 10×16.5 10PR Tire
 - 10×16.5 8PR Tire
- Tracks (259D)
 - 400 mm width
 - 400 mm width (Snow)

For more complete information on Cat products, dealer services, and industry solutions, visit us on the web at www.cat.com

© 2017 Caterpillar
All rights reserved

Materials and specifications are subject to change without notice. Featured machines in photos may include additional equipment. See your Cat dealer for available options.

CAT, CATERPILLAR, SAFETY.CAT.COM, their respective logos, "Caterpillar Yellow" and the "Power Edge" trade dress, as well as corporate and product identity used herein, are trademarks of Caterpillar and may not be used without permission.

Based on the Labor, Safety and Health Laws in Japan, employer of small construction equipment are required to provide specific training for all operators on machines with ship weight less than 3 metric ton. For machines greater than 3 metric ton, operator needs to obtain operator license certification from a Government approved registered training school.

AEHQ7835-01 (03-2017)
Replaces AEHQ7835
(Japan)

